

New Corsa

Range Highlights





New Corsa. Put the fun back into driving.

Get yourself into a New Corsa. And get a lot more fun out of life. With stunning new styling, funky new colours and brilliant attention to detail, inside and out. A dynamic chassis and punchy petrol or diesel engines. Plus, bags of clever features. It can only make life better. Wherever you go. Whatever's in store for you.

This brochure covers New Corsa Expression, S, Exclusiv, SE, SXi, Limited Edition and SRI models only. Some of the models shown include options and accessories available at extra cost. And not all of the features described are available on every model. So please check in the Equipment section for further details. Note: some of the vehicles illustrated may not be to final UK specification.



Dark-tinted rear windows, Adaptive Forward Lighting and 17-inch alloy wheels are optional at extra cost.



New Corsa. Check the style.

New Corsa looks brilliant from every angle. The seriously sporty three-door, sharp and dynamic with real attitude. And the flexible five-door – maybe a little more grown-up, but ever so versatile and wonderfully well proportioned.



Dark-tinted rear windows, 17-inch alloy wheels and two-coat pearlescent paint are optional at extra cost.



New Corsa. The inside story.

On the inside, we've got sharp new fabrics, contemporary interior detailing and an optional intuitive touchscreen navigation system complete with USB connection and Bluetooth® facility. Every model has its own unique personality, so all you have to do is choose the one that matches yours.



Corso SE model illustrated. Touch and Connect satellite navigation system is optional at extra cost.

Why blend in when you can stand out?

New Corsa Limited Edition – you don't look this sharp by chance. You need New Corsa's natural style, a whole lot of attitude, and the full VXR Styling Pack including a front lower spoiler, side sills, rear roof spoiler and rear lower skirt. Colour it all red, white or yellow. Add black details and roof. Match it with black 17-inch twin-spoke alloy wheels and you can see the results for yourself.







New Corsa. Get yourself noticed.

Want your New Corsa to really stand out from the crowd? Then check out the optional Corsa Linea Stripes Pack. It also includes white 17-inch alloy wheels and white door mirrors. Now that should get you noticed!



Corsa SXi model illustrated. Linea Stripes Pack and two-coat pearlescent paint are optional at extra cost.



Corsa's range of ecoFLEX engines clearly demonstrates that environmental awareness can go hand in hand with performance and driveability. The benefit of improved fuel economy speaks for itself but lower CO₂ emissions also mean Vehicle Excise Duty (VED) savings and lower company car taxation too. Take a look at the table below for all the information.


Petrol engines. New Corsa models are available with three, Euro 5 compliant petrol engines – the 1.0i 12v ecoFLEX, the 1.2i 16v VVT and a 1.4i 16v VVT – combining power and fuel efficiency with low CO₂ emissions.

ecoFLEX turbo diesels. New Corsa's Euro 5 diesel engine range – a powerful 130PS 1.7CDTi 16v and a choice of two efficient 1.3CDTi 16v units (75PS and 95PS) – combine performance, refinement and efficiency, offering superb environmental credentials. In addition, all New Corsa diesel models qualify for zero VED* in the first year.



Transmissions. The 1.3CDTi 16v (95PS) SE and SXi plus 1.7CDTi 16v SE and SRi diesel models come with a six-speed manual gearbox. The rest of the range comes with a five-speed manual as standard, with sophisticated four-speed automatic (1.4i 16v) and five-speed Easytronic (1.2i 16v) transmissions also available.

Easytronic. Choose New Corsa's optional Easytronic transmission and you'll get a five-speed manual gearbox with a fully automatic mode. In manual mode, you push the lever forward or back to shift gears up or down and by nudging the lever to the side you switch to fully automatic mode. There's no clutch pedal so you can drive it on an automatic-only driving licence.



Start/Stop technology. The New Corsa ecoFLEX Start/Stop models switch the engine off when you stop at the lights or in traffic, then restart it automatically once the clutch is depressed, saving fuel and reducing emissions even further. The AUTOSTOP symbol housed within the rev counter indicates that the engine has stopped. The system can be deactivated manually by simply pressing the ECO button on the facia. As the chart below shows, the New Corsa 1.3CDTi 16v (75PS) Start/Stop model cuts CO₂ emissions considerably and improves fuel economy by as much as 4.9% over the non-Start/Stop version. The 1.3CDTi 16v (95PS) Start/Stop engine reinforces Vauxhall's eco commitment even further, increasing fuel economy over the non-Start/Stop 75PS models by an incredible 19.9% (3-door). In addition, both Start/Stop engines cut CO₂ by so much that they qualify for zero Vehicle Excise Duty* (VED) in the first year and the 95PS version for the life of the vehicle*.

Details of engine availability and features can be found on the individual model pages.

	Combined fuel economy mpg (litres/100km)	CO ₂ emissions (g/km)	VED (2010/11)*		Benefit in kind tax band† (2010/11 tax year)
			First year	Standard	
Petrol					
1.0i 12v ecoFLEX	56.5 (5.0)	117	£0	£30	10%
1.2i 16v VVT	53.3 (5.3)	124	£0	£90	15%
1.2i 16v VVT ecoFLEX Easytronic	55.4 (5.1)	119	£0	£30	10%
1.4i 16v VVT	49.6 (5.7)	134	£110	£110	15%
1.4i 16v VVT automatic 3-door/5-door	46.3 (6.1)/44.8 (6.3)	143/147	£125	£125	17%/18%
Diesel					
1.3CDTi 16v (75PS) ecoFLEX 3-door/5-door	67.3 (4.2)	110/112	£0	£20/£30	13%
1.3CDTi 16v (75PS) ecoFLEX S/S	70.6 (4.0)	105	£0	£20	13%
1.3CDTi 16v (95PS) ecoFLEX	64.2 (4.4)	115	£0	£30	13%
1.3CDTi 16v (95PS) ecoFLEX S/S 3-door/5-door	80.7 (3.5)/78.5 (3.6)	94/95	£0	£0	13%
1.7CDTi 16v ecoFLEX 3-door/5-door	62.8 (4.5)/61.4 (4.6)	118/119	£0	£30	13%

S/S = Start/Stop. *Correct at time of publication (December 2010). †Taxation information for guidance only. Please take professional advice on your own tax position.



Shift-up indicator.

Standard on all models, a shift-up indicator on

the rev counter alerts the driver to the optimum time a gear change is required, further enhancing fuel efficiency.


Chassis. The Corsa chassis features optimised spring, damper and anti-roll bar settings to combine serious ride comfort with real agility. The advanced Anti-lock Braking System (ABS) combines with other chassis safety features to ensure stability and steering behaviour in a range of emergency situations. Choose the Limited Edition or SRi and you will also enjoy a lower ride height and sportier spring and damper settings, plus progressive rate, variable ratio power steering.

Vauxhall Lifetime Warranty. We're so confident in our quality and reliability that we are able to offer a warranty** that could last a Lifetime! Available to the first owner of all New Corsa models, it's valid for the lifetime of the vehicle up to a maximum of 100,000 miles. Please see back cover for more details.



**Vauxhall Lifetime Warranty covers lifetime ownership of first car owner, 100,000 mile limit, annual check required. Terms and conditions apply. For more information visit www.vauxhall.co.uk/warranty





New Corsa. You choose.

So here's the question. Do you get what you want? Or make do with what you get? We suspect the former. So it's just as well that New Corsa comes with a brilliant choice of feature-packed models, petrol and diesel engines, and drop-dead gorgeous colour and trim choices.

Expression and S

Standard features include:

- Driver's and front passenger's dual-stage airbags
- Anti-lock Braking System (ABS)
- Emergency Brake Assist
- Electronic engine deadlock immobiliser
- CD player/stereo radio (CD 30)
- Speed-sensitive power-assisted steering
- Door-to-door illumination
- Electrically adjustable door mirrors
- Body-colour bumpers
- Map pockets on front seat backs
- Central locking
- Chrome-style headlights
- Daytime running lights

In addition, S models include:

- Remote control central deadlocking
- Electrically operated front windows
- Welcome lighting

Optional S Plus Pack:

- Driver's seat height adjuster
- Steering column adjustable for reach and rake

Engine availability

Insurance groups (ABI)*

Expression 3-door	
1.0i 12v ecoFLEX	1E

S 3- and 5-door	
1.0i 12v ecoFLEX	2E
1.2i 16v VVT	5E
1.2i 16v VVT ecoFLEX Easytronic	5E
1.3CDTi 16v (75PS) ecoFLEX	8E
1.3CDTi 16v (75PS) ecoFLEX Start/Stop	8E
1.3CDTi 16v (95PS) ecoFLEX Start/Stop	8E

**Provisional data.
Insurance groups relate to the 50 group rating.*

S model illustrated with air conditioning and optional Plus Pack at extra cost.



Exclusiv

Additional features over and above S models include:

- Front seat side-impact and full-size curtain airbags
- CD player with MP3 format/auxiliary-in socket/stereo radio (CD 30 MP3)
- Steering wheel mounted audio controls
- Steering column adjustable for reach and rake
- Driver's seat height adjuster
- 60/40 split-folding rear seat back
- Twin electrically adjustable/heated door mirrors (wide-angle on driver's side)
- Chrome-effect interior detailing
- Body-colour door handles
- 15-inch steel wheels

Optional Exclusiv Plus Pack:

- 15-inch five twin-spoke alloy wheels
- Cruise control
- Front fog lights
- Multi-function trip computer

Engine availability

Insurance groups (ABI)*

3- and 5-door	
1.2i 16v VVT	6E
1.2i 16v VVT ecoFLEX Easytronic	6E
1.4i 16v VVT	8E
1.4i 16v VVT automatic	8E
1.3CDTi 16v (75PS) ecoFLEX	8E
1.3CDTi 16v (75PS) ecoFLEX Start/Stop	8E
1.3CDTi 16v (95PS) ecoFLEX Start/Stop	8E

**Provisional data.*

Insurance groups relate to the 50 group rating.

Model illustrated features air conditioning and two-coat metallic paint, optional at extra cost.

Model illustrated features Reflection cloth trim in Charcoal.





Model illustrated features Reflection cloth trim in Orange.



Model illustrated features Reflection cloth trim in Blue.

**SE**

Additional features over and above Exclusiv models include:

- Air conditioning
- 16-inch alloy wheels
- Automatic Lighting Control
- Rain-sensitive windscreen wipers
- Front and rear seats with Morrocana side bolsters
- Front fog lights
- Translucent lighting and window controls
- Electrically heated leather-covered steering wheel
- Electrically heated front seats
- Sports instruments
- Alloy-effect front door sill covers
- Cruise control
- Multi-function trip computer

Engine availability

3- and 5-door

1.2i 16v VVT	6E
1.4i 16v VVT	8E
1.4i 16v VVT automatic	8E
1.3CDTi 16v (75PS) ecoFLEX	5E
1.3CDTi 16v (75PS) ecoFLEX Start/Stop	5E
1.3CDTi 16v (95PS) ecoFLEX	9E
1.7CDTi 16v (130PS) ecoFLEX	16E

Insurance groups (ABI)*

**Provisional data.
Insurance groups relate to the 50 group rating.*

Model illustrated features electronic climate control, rear parking distance sensors and two-coat metallic paint, optional at extra cost.

SXi

Additional features over and above

Exclusiv models include:

- 16-inch alloy wheels
- Front fog lights
- Dark-style tail lights
- Sports-style front seats
- Sports instruments
- Leather-covered sports steering wheel
- Dark-tinted windows (excludes windscreen and front door windows)
- Chrome-effect exhaust tailpipe
- Cruise control
- Multi-function trip computer
- Front map reading lights
- Rear reading light (5-door)

Engine availability

3- and 5-door

1.2i 16v VVT	6E
1.4i 16v VVT	8E
1.4i 16v VVT automatic	8E
1.3CDTi 16v (75PS) ecoFLEX	5E
1.3CDTi 16v (75PS) ecoFLEX Start/Stop	5E
1.3CDTi 16v (95PS) ecoFLEX	9E

**Provisional data.*

Insurance groups relate to the 50 group rating.

Model illustrated features air conditioning and rear parking distance sensors, optional at extra cost.

Insurance groups (ABI)*



Limited Edition

Additional features over and above

Exclusiv models include:*

- 17-inch black twin-spoke alloy wheels
- Body-colour sports front lower spoiler, side sills, rear lower skirt and rear spoiler
- Sports suspension
- Front fog lights
- Dark-style tail lights
- Dark-tinted windows (excludes windscreen and front door windows)
- Air conditioning
- Sports-style front seats
- Leather-covered steering wheel
- Aluminium pedals
- Cruise control
- Multi-function trip computer
- Red or yellow interior seat stitching
- Red, white or yellow air vent rings
- Available in three exterior colours – Glacier White, Flame Red or Sunny Melon each with a Black Sapphire roof

Engine availability

3- and 5-door

1.2i 16v VVT

1.3CDTi 16v (75PS) ecoFLEX

Insurance groups (ABI)**

7E

5E

**Provisional data.

Insurance groups relate to the 50 group rating.

*Limited Edition models do not feature the following Exclusiv features: front seat side-impact and full-size curtain airbags, pyrotechnic front lap belt pretensioner system and 60/40 split-folding rear seat back.

Model illustrated features mobile phone system with Bluetooth® including graphic information display, optional at extra cost.

Model illustrated features Twist cloth in Charcoal/Red and red air vent rings.





Model illustrated features Twist cloth in Charcoal/Red and white air vent rings.



Model illustrated features Twist cloth in Charcoal/Yellow and yellow air vent rings. Steering wheel features yellow stitching.

SRI

Additional features over and above SXi models include:

- 17-inch alloy wheels
- Body-colour sports front lower spoiler, side sills, rear lower skirt and rear spoiler
- Sports suspension
- Air conditioning
- Aluminium pedals
- Progressive rate variable ratio speed-sensitive power steering

Engine availability

3- and 5-door

1.4i 16v VVT	8E
1.7CDTi 16v (130PS) ecoFLEX	16E

Insurance groups (ABI)*

**Provisional data.*

Insurance groups relate to the 50 group rating.

Model illustrated features Sight and Light Pack, optional at extra cost.







Flame Red – Solid

Available on Expression/S/Exclusiv/SE/SXi/Limited Edition*/SRi.



Glacier White – Solid

Available on Expression/S/Exclusiv/SE/SXi/Limited Edition*/SRi.



Royal Blue – Solid

Available on S/Exclusiv/SE.



Star Silver – Metallic**

Available on S/Exclusiv/SE/SXi/SRi.



Chilli Orange – Metallic***

Available on S/Exclusiv/SE/SXi/SRi.



Silver Lake – Metallic**

Available on S/Exclusiv/SE/SXi/SRi.



Lime Green – Pearlescent***

Available on S/Exclusiv/SE/SXi/SRi.



Oriental Blue – Pearlescent**

Available on S/Exclusiv/SE.



Black Sapphire – Pearlescent**

Available on S/Exclusiv/SE/SXi/SRi.

Linea Stripes Pack**

Express your style with a new Corsa Linea Stripes Pack.
Available in these striking combinations.



Flame Red – Solid

Available on Exclusiv/SXi/SRi.



Chilli Orange – Metallic**

Available on Exclusiv/SXi/SRi.



Technical Grey – Metallic**

Available on Exclusiv/SXi/SRi.

**Guacamole – Solid**

Available on S/Exclusiv/SE/SXi/SRi.

**Sunny Melon – Solid**

Available on S/Exclusiv/SE/SXi/Limited Edition*/SRi.

**Pepperdust – Metallic****

Available on Exclusiv/SE.

**Technical Grey – Metallic****

Available on S/Exclusiv/SE/SXi/SRi.

**Waterworld – Pearlescent****

Available on S/Exclusiv/SE/SXi/SRi.

**Lime Green – Pearlescent****

Available on Exclusiv/SXi/SRi.

**Oriental Blue – Pearlescent****

Available on Exclusiv.

**Black Sapphire – Pearlescent****

Available on Exclusiv/SXi/SRi.

This season's 'must have' colour? Take your pick from a brilliant range of Corsa shades. And if you really want to stand out from the crowd take a look at our new Limited Edition range or our optional Linea Stripes Pack combinations.

**Limited Edition models feature a Black Sapphire roof.*

***Optional at extra cost.*

†Exterior colour not available until Spring 2011.

Due to the limitations of the printing process, the colours reproduced may vary slightly from the actual paint colour. As a result, they should be used as a guide only. Your Vauxhall retailer has a comprehensive display of our paint samples. Vehicle illustrated is a non-specific model.

With funky colours you need a matching interior. New Corsa, better looking inside and out.



Punch cloth – Charcoal
Standard on Expression and S models.



Reflection cloth – Charcoal
Standard on Exclusiv models.



Twist cloth – Charcoal/Red
Standard on SXi models.



Twist cloth – Charcoal/Red
Standard on Limited Edition models
(available with Flame Red and Glacier White exterior colours).



Reflection cloth – Blue

Optional on Exclusiv models at no cost
(available with Glacier White, Waterworld, Technical Grey and Silver Lake exterior colours).




Reflection cloth – Orange

Optional on Exclusiv models at no cost
(available with Glacier White, Guacamole, Black Sapphire, Star Silver, Chilli Orange and Technical Grey exterior colours).



Drops cloth/Morrocana – Charcoal

Standard on SE models.



Twist cloth – Charcoal/Yellow

Standard on Limited Edition models
(available with Sunny Melon exterior colour).



Tracks cloth – Charcoal/Red

Standard on SRi models.

The colours illustrated may vary slightly from the actual trim material. As a result, they should be used as a guide only. Your Vauxhall retailer has a comprehensive display of our trim swatches.

Standard wheels:

Expression/S*



14-inch steel wheels with flush covers and 185/70 R 14 tyres.

S**



14-inch steel wheels with flush covers and 175/70 R 14 tyres.

Exclusiv



15-inch steel wheels with flush covers and 185/65 R 15 tyres.

SE



16-inch alloy wheels with 195/55 R 16 tyres.

SXi†



16-inch alloy wheels with 195/55 R 16 tyres.

SXi††



16-inch alloy wheels with 195/55 R 16 tyres.

SRI



17-inch alloy wheels with 215/45 R 17 tyres.

Limited Edition



17-inch alloy wheels in black with 215/45 R 17 tyres.

Linea Stripes Pack



17-inch alloy wheels in white with 215/45 R 17 tyres.

**Not including 1.3CDTi 16v (95PS) ecoFLEX Start/Stop models.
**1.3CDTi 16v (95PS) ecoFLEX Start/Stop models only.
†1.2i 16v VVT models only.
††All models except 1.2i 16v VVT.*

Optional wheels:‡

Exclusiv



15-inch alloy wheels with 185/65 R 15 tyres.

SE



17-inch alloy wheels with 215/45 R 17 tyres.

SXi**



17-inch alloy wheels with 215/45 R 17 tyres.

The right wheels can make all the difference to the New Corsa's look. Make sure you get the wheels to really set off your styling.

‡Extra-cost option. 17-inch alloy wheels not available with 1.3CDTi 16v (75PS).
**Not available with Linea Stripes Pack.

Please note: Limited Edition and SRI models feature an emergency tyre inflation kit in lieu of a spare wheel. In addition 1.7CDTi 16v models have five-stud wheels.

Contents	
Equipment	
Safety Security	30
Heating and ventilation Facia, instruments and controls Seating	31
Additional interior features Mechanical	32
Exterior and convenience features Exterior protection and styling Exterior lighting	33
Audio, navigation and communication Option packs	34
Technical data	
Engines	35
Performance, fuel economy and emissions	36
Weights and towing data	37
Vauxhall Assistance and warranties, transmissions, steering, suspension, brakes, body and fuel tank capacity	38
Exterior dimensions Luggage capacities	39

Safety

Standard features • Driver's dual-stage airbag • Front passenger's dual-stage airbag • Pedal release system – Reduces potential injury to the driver's legs and feet during a severe frontal impact • Laminated windscreen • Reinforced passenger safety cell • Side-impact protection beams • Fuel tank located ahead of rear axle

• Child-proof locks on rear doors • ISOFIX child seat restraint system for outer rear seats incorporating top tether – Secures specially designed ISOFIX child safety seats to the vehicle itself, virtually eliminating the dangers that can result from improper installation (does not include child seat) • Deactivation switch for front passenger's airbag

• Anti-lock Braking System (ABS) with Electronic Brakeforce Distribution • Straight Line Stability control • Cornering Brake Control • Emergency Brake Assist • Adaptive Brake Lights • Drag Torque Control – Helps maintain stability when suddenly lifting off the accelerator

• Height-adjustable front seat head restraints • Height-adjustable front seatbelts • Pyrotechnic front body-lock seatbelt buckle pretensioner system – Tightens the diagonal belt during the early stages of a frontal impact • Driver's and front passenger's seatbelt force limiters – Reduces potential upper body injuries during a frontal impact • Adjustable outer rear seat head restraints • Three inertia-reel lap and diagonal rear seatbelts • Anti-submarining ramps in all seats – Help prevent occupants sliding underneath the lap belt during a collision • Driver's seatbelt unfastened audible warning

Additional features	Exp.	S	Exclusiv	SE	SXi	Ltd. Ed.	SRI
Front seat side-impact airbags	□	□	●	●	●	□	●
Full-size curtain airbags	□	□	●	●	●	□	●
Pyrotechnic front lap belt pretensioner system	□	□	●	●	●	□	●
Electronic park/brake pedal safety interlock (on automatic transmission models)			●	●	●		
Electronic Stability Programme-plus (ESP-plus) with traction control	○	○	○	○	○	○	○
ISOFIX child seat restraint system for front passenger's seat (does not include child seat)		○	○	○	○		○
Height-adjustable centre rear seat head restraint (five-door models only)		○	○	○	○	○	○

Security

Standard features • Electronic theft protection for audio equipment • Electronic engine deadlock immobiliser • 'Key left in ignition' audible warning • Visible Vehicle Identification Number (VIN) • Locking wheel bolts for alloy wheels (where fitted) • Door-to-door illumination

Additional features	Exp.	S	Exclusiv	SE	SXi	Ltd. Ed.	SRI
Central locking (doors, tailgate, fuel flap)	●						
Remote control central locking (doors, tailgate, fuel flap) with security deadlocks		●	●	●	●	●	●

Heating and ventilation

Standard features • Side window demist vents and four adjustable heating and ventilation outlets • Air blend heater with four-speed fan and illuminated controls • Interior pollen filter

Additional features	Exp.	S	Exclusiv	SE	SXi	Ltd. Ed.	SRi
Interior odour-reducing activated charcoal filter	●	● ¹	● ¹		● ¹		
Air conditioning (includes air recirculation facility)		○	○	●	○	●	●
Electronic climate control incorporating air conditioning ² (includes graphic information display)				○	○ ³	○	○

Facia, instruments and controls

Standard features • Multi-function display panel showing time, date, audio information and outside air temperature (with ice warning function) • Digital clock with automatic RDS time adjustment • Adjustable speed limit audible warning – Allows the driver to set the speed above which an alarm sounds • Trip odometer • Rev counter • Electronically controlled fuel gauge • Low fuel level warning light • Headlight/brake light bulb failure warning light • Service-due indicator • Handbrake-on warning light • Instrument panel light dimmer • Glovebox with lid • Electrical accessory socket

Additional features	Exp.	S	Exclusiv	SE	SXi	Ltd. Ed.	SRi
Shift-up indication light	●	●	●	●	●	●	●
Steering column adjustable for reach and rake		□	●	●	●	●	●
Leather-covered steering wheel						●	
Leather-covered sports steering wheel ⁴					●		●
Electrically heated leather-covered steering wheel			□	●	□	□	□
Sports instruments				●	●		●
Multi-function trip computer			□	●	●	●	●
Cruise control			□	●	●	●	●

Seating

Standard features • Reclining front seats • Front passenger's underseat storage tray (deleted if optional glass sunroof is specified) • Adjustable rear seat backrest • Easy-entry front seats with memory function (three-door models only) • Map pockets on front seat backs

Additional features	Exp.	S	Exclusiv	SE	SXi	Ltd. Ed.	SRi
Driver's seat height adjuster		□	●	●	●	●	●
Front passenger's seat height adjuster ⁵			○	○	○		○
Sports-style front seats					●	●	●
Electrically heated front seats			□	●	□	□	□
One-piece folding rear seat	●	●				●	
60/40 split-folding rear seat back			●	●	●		●



Electronic climate control.



Shift-up indication light.

● = Standard equipment.

○ = Optional at extra cost.

□ = Only available as part of an extra-cost option pack (see page 34 for details).

Exp. = Expression.

Ltd. Ed. = Limited Edition.

1 = Activated charcoal filter is deleted if optional air conditioning is specified.

2 = Not available in conjunction with Touch and Connect multi-media unit.

3 = Only available on models fitted with air conditioning.

4 = Not available in conjunction with Winter Pack.

5 = Fitted in conjunction with optional glass sunroof. Not available separately.



Stowable luggage compartment cover (behind rear seat back) and DualFloor luggage compartment.



Front door pockets.



Chrome-effect trim on instrument surrounds.

Additional interior features

Standard features • Front door pockets • Rear door pockets (five-door models only) • Rear bottle holders (three-door models only) • Chrome-effect door handles • Drinks holder and coin holders in centre console • Front passenger's tiltable assist handle • Two rear tiltable passenger assist handles (five-door models only) • Dipping rear-view mirror • Twin sunvisors, front passenger's with vanity mirror and sliding cover • Luggage compartment cover • Stowage facility for luggage compartment cover behind rear seats • Illuminated luggage area • Load restraint lashing eyes • Interior tailgate handles • Interior courtesy light operated by door switches • Chrome-effect handbrake button • Translucent lighting for radio control

Additional features	Exp.	S	Exclusiv	SE	SXi	Ltd. Ed.	SRI
Chrome-effect trim on instrument surrounds			●	●	●	●	●
Chrome-effect gear knob trim (manual models only)			●	●	●	●	●
Matt chrome-effect centre console	●	●					
Pearl white centre console and steering wheel inlays			● ⁶				
Matt chrome-effect centre console and steering wheel inlays			● ⁷				
Piano black centre console and steering wheel inlays					●	●	●
Stealth black centre console and steering wheel inlays				●			
Air vent rings colour-keyed to exterior body colour						●	
Rear reading light (five-door models only)				●	●		●
Front map reading lights			○ ⁵	●	●		●
Translucent lighting for window and lighting controls				●			
Electro-chromatic anti-dazzle rear-view mirror				●	□		□
DualFloor luggage compartment				○	○		○
Aluminium pedals						●	●

Mechanical

Standard features • Front-wheel drive • Speed-sensitive electric power-assisted steering • Gas-pressure dampers • Front anti-roll bar

Additional features	Exp.	S	Exclusiv	SE	SXi	Ltd. Ed.	SRI
Five-speed manual gearbox (excluding 1.3CDTi 16v (95PS), 1.7CDTi 16v models)	●	●	●	●	●	●	●
Six-speed manual gearbox (1.3CDTi 16v (95PS), 1.7CDTi 16v models)				●	●		●
Four-speed automatic transmission with Winter driving mode (1.4i 16v VVT models only)			○	○	○		
Easytronic five-speed transmission with sequential manual gearshift or automatic mode (1.2i 16v VVT models only)		○	○				
Progressive-rate variable ratio power-assisted steering				○ ⁸	○ ⁸	●	●
Lowered suspension ⁹		●	●				
Sports suspension with lower ride height				○ ⁸	○ ⁸	●	●

Exterior and convenience features

Standard features • Heated rear window • Intermittent rear window wash/wipe • Two-speed windscreen wipers with variable intermittent wipe • Tinted glass • Manually foldable door mirrors

Additional features	Exp.	S	Exclusiv	SE	SXi	Ltd. Ed.	SRi
Rain-sensitive windscreen wipers				●	□		□
Electrically operated front windows with safety autoreverse and one-touch facility		●	●	●	●	●	●
Twin electrically adjustable door mirrors (wide-angle on driver's side)	●	●					
Twin electrically adjustable/heated door mirrors (wide-angle on driver's side)			●	●	●	●	●
Folding key		●	●	●	●	●	●
Electrically operated sliding glass sunroof with interior blind ¹⁰			○ ¹¹	○	○		○
Rear parking distance sensors ¹²			○	○	○	○	○
Flex-Fix® integrated carrier system (includes two-bicycle carrier attachment) ¹³			○ ¹¹	○	○		
Two-coat metallic or pearlescent paint		○	○	○	○		○

Exterior protection and styling

Features	Exp.	S	Exclusiv	SE	SXi	Ltd. Ed.	SRi
Body-colour bumpers and tailgate handle	●	●	●	●	●	●	●
Part body-colour door mirrors	●	●	●	●	●	●	●
Body-colour door handles			●	●	●	●	●
Body-colour rear spoiler				□ ¹⁴	□ ¹⁴	●	●
Body-colour front lower spoiler/side sills/rear lower skirt (emergency tyre inflation kit in lieu of spare wheel)				□ ¹⁴	□ ¹⁴	●	●
Dark-style tail lights					●	●	●
Dark-tinted windows (excludes windscreen and front door windows)				○	●	●	●
Black foil on B-pillars (not with Royal Blue or optional Black Sapphire, Technical Grey and Waterworld exterior colours)			●	●	●	●	●
Black Sapphire roof						●	
Alloy-effect front door sill covers with 'Vauxhall' lettering				●			
Chrome-effect exhaust tailpipe extension				□ ¹⁴	●	●	●

Exterior lighting

Standard features • Chrome-style Dual Ellipsoidal halogen headlights • Daytime running lights • Lights-on audible warning • Electric headlight beam levelling • High-level LED centre brake light • Rear fog light

Additional features	Exp.	S	Exclusiv	SE	SXi	Ltd. Ed.	SRi
Welcome lighting		●	●	●	●	●	●
Adaptive Forward Lighting ¹⁵				○	○		○
Automatic Lighting Control				●	□		□
Front fog lights			□	●	●	●	●



Adaptive Forward Lighting.

● = Standard equipment.

○ = Optional at extra cost.

□ = Only available as part of an extra-cost option pack (see page 34 for details).

Exp. = Expression.

Ltd. Ed. = Limited Edition.

5 = Fitted in conjunction with optional glass sunroof. Not available separately.

6 = Only on models fitted with Orange or Blue trim.

7 = Only on models fitted with Charcoal trim.

8 = Fitted in conjunction with optional 17-inch alloy wheels. Not available separately or on 1.3CDTi 16v (75PS) models.

9 = Fitted to 1.3CDTi 16v (95PS) models only.

10 = Also includes front passenger's seat height adjuster and front map reading lights. Deletes front passenger's underseat storage tray. Non-metallic roof panel covering is coloured black.

11 = Not available on 1.3CDTi 16v (95PS) models.

12 = Not available in conjunction with Flex-Fix® system.

13 = Not available in conjunction with rear parking distance sensors or VXR Styling Pack. The spare wheel is replaced by an emergency tyre inflation kit. See page 50 for important Flex-Fix® and bicycle dimensions information.

14 = Not available on 1.3CDTi 16v (75PS) models.

15 = Includes dark-style headlights.



CD player/stereo radio (CD 30).



Mobile phone system with Bluetooth®.

- = Standard equipment.
- = Optional at extra cost.
- = Only available as part of an extra-cost option pack.
- Exp. = Expression.
- Ltd. Ed. = Limited Edition.

16 = Not available in conjunction with Electronic Climate Control (ECC).

17 = Not available on 1.3CDTi 16v (75PS) models or in conjunction with Flex-Fix® integrated carrier system. The spare wheel is replaced by an emergency tyre inflation kit.

18 = Not available in conjunction with electrically operated sliding glass sunroof.

19 = Not available on 1.3CDTi 16v models. Includes front fog lights.

20 = Deletes sports steering wheel.

Audio, navigation and communication

Features	Exp.	S	Exclusiv	SE	SXi	Ltd. Ed.	SRI
CD player/stereo radio (CD 30) ● CD player ● AM/FM stereo radio with 36 station presets ● RDS with Traffic Programme ● Remote display ● 17 watts per channel output ● 4 speakers	●	●					
CD player with MP3 format/stereo radio (CD 30 MP3) ● CD player with MP3 format ● Auxiliary-in socket ● AM/FM stereo radio with 36 station presets ● RDS with Traffic Programme ● Remote display ● 20 watts per channel output ● 7 speakers			●	●	●	●	●
Touch and Connect multi-media unit¹⁶ ● Touch-screen satellite navigation system ● Mobile phone system with Bluetooth® ● CD player with MP3 format ● USB connection with iPod™ control ● Auxiliary-in socket ● AM/FM stereo radio ● RDS ● 20 watts per channel output ● 7 speakers			○	○	○	○	○
Mobile phone system with Bluetooth® (does not include phone or phone-specific cradle) and graphic information display			○	○	○	○	○
Steering wheel mounted audio controls			●	●	●	●	●

Option packs

	Exp.	S	Exclusiv	SE	SXi	Ltd. Ed.	SRI
VXR Styling Pack ● Body-colour front lower spoiler/side sills/rear lower skirt/rear roof spoiler ● Chrome-effect exhaust tailpipe extension on SE (standard on SXi)				○ ¹⁷	○ ¹⁷	●	●
Linea Stripes Pack¹⁸ ● Twin stripes over bonnet, roof and tailgate ● 17-inch white alloy wheels with 215/45 R 17 ultra-low profile tyres ● White door mirror housings			○ ¹⁹		○		○
Sight and Light Pack ● Rain-sensitive windscreen wipers ● Automatic Lighting Control ● Electro-chromatic anti-dazzle rear-view mirror				●	○		○
Protection Pack ● Front seat side-impact airbags ● Full-size curtain airbags ● Pyrotechnic front lap belt pretensioner system	○	○	●	●	●	○	●
Winter Pack ● Electrically heated front seats ● Electrically heated leather-covered steering wheel			○	●	○ ²⁰	○	○ ²⁰
S Plus Pack ● Driver's seat height adjuster ● Steering column adjustable for reach and rake		○	●	●	●	●	●
Exclusiv Plus Pack ● 15-inch alloy wheels (14-inch steel spare) with locking bolts ● Front fog lights ● Cruise control ● Multi-function trip computer			○				

Petrol engines

	1.0i 12v Twinport ecoFLEX	1.2i 16v VVT ECOTEC-4	1.4i 16v VVT ECOTEC-4
Capacity	998cc	1229cc	1398cc
Maximum power	65PS (48kW) @ 5300rpm	85PS (63kW) @ 5600rpm	100PS (74kW) @ 6000rpm
Maximum torque	90Nm (66 lb.ft.) @ 4000rpm	115Nm (85 lb.ft.) @ 4000rpm	130Nm (96 lb.ft.) @ 4000rpm
Configuration	3 cylinders, 4 valves per cylinder, double overhead camshafts	4 cylinders, 4 valves per cylinder, double overhead camshafts	
Fuel/induction system	Naturally aspirated with vacuum-controlled Twinport inlet ports. Multi-point sequential fuel injection	Naturally aspirated with Variable Valve Timing. Multi-point sequential fuel injection	
Emission compliance	Euro 5		
Service interval	20,000 miles or 1 year (whichever occurs sooner)		
Benefit in kind company car taxation – 2010/11 tax year			
Manual models	10%	15%	15%
Easytronic models	–	10%	–
Automatic 3-door models	–	–	17%
Automatic 5-door models	–	–	18%

Diesel engines

	1.3CDTi 16v (75PS) ecoFLEX with and without Start/Stop	1.3CDTi 16v (95PS) ecoFLEX Start/Stop S/Exclusiv	1.3CDTi 16v (95PS) ecoFLEX SE/SXi	1.7CDTi 16v ecoFLEX
Capacity	1248cc	1248cc	1248cc	1686cc
Maximum power	75PS (55kW) @ 4000rpm	95PS (70kW) @ 4000rpm	95PS (70kW) @ 4000rpm	130PS (96kW) @ 4000rpm
Maximum torque	190Nm (140 lb.ft.) @ 1750-2250rpm	190Nm (140 lb.ft.) @ 1750-3250rpm	210Nm (155 lb.ft.) @ 1750-2500rpm	300Nm (221 lb.ft.) @ 2000-2500rpm
Configuration	4 cylinders, 4 valves per cylinder, double overhead camshafts			
Fuel/induction system	Turbocharger with intercooler. Common rail fuel injection	Variable geometry turbocharger with intercooler. Common rail fuel injection		
Emission compliance	Euro 5 with Diesel Particulate Filter			
Service interval	20,000 miles or 1 year (whichever occurs sooner)			
Benefit in kind company car taxation – 2010/11 tax year				
All models	13%	13%	13%	13%

Vauxhall supporting



Smarter driving tips

- Drive at an appropriate speed:** – Staying within the speed limit increases driver safety, reduces CO₂ emissions and saves fuel. At 70mph you could be using up to 9% more fuel than at 60mph and up to 15% more fuel than at 50mph
- Drive smoothly at all times:** – Anticipate the ebb and flow of the traffic to avoid harsh acceleration and braking
- Reduce your revs:** – Change gear earlier to help reduce fuel consumption – try 2500rpm with petrol engines and 2000rpm with diesel
- Idling is wasting fuel:** – If you're likely to be at a standstill for more than three minutes, switch off the engine to save fuel
- Regularly check your tyre pressures:** – Under inflated tyres increase CO₂ emissions whilst incorrectly inflated tyres can be unsafe. Always check your handbook for the correct tyre pressure. This will also help to increase the life of your tyres
- Remove unnecessary items from the car:** – Extra weight increases the engine's workload, whilst roof racks and bike carriers increase wind resistance. All burn more fuel and increase CO₂ emissions

Performance, fuel economy and emissions

Model	Performance*		Fuel economy mpg (litres/100km)			CO ₂ emissions (g/km)
	Maximum speed (mph)	Acceleration 0-60mph (secs)	Urban driving	Extra-urban driving	Combined figure	
<i>Manual</i>						
1.0i 12v ecoFLEX	96	17.0	44.8 (6.3)	67.3 (4.2)	56.5 (5.0)	117
1.2i 16v VVT	107	12.7	40.9 (6.9)	64.2 (4.4)	53.3 (5.3)	124
1.4i 16v VVT	112	11.3	38.7 (7.3)	58.9 (4.8)	49.6 (5.7)	134
1.3CDTi 16v (75PS) ecoFLEX 3-door	101	tbc	53.3 (5.3)	80.7 (3.5)	67.3 (4.2)	110
1.3CDTi 16v (75PS) ecoFLEX 5-door	101	tbc	53.3 (5.3)	78.5 (3.6)	67.3 (4.2)	112
1.3CDTi 16v (75PS) ecoFLEX Start/Stop	101	tbc	58.9 (4.8)	80.7 (3.5)	70.6 (4.0)	105
1.3CDTi 16v (95PS) ecoFLEX SE/SXi	107	tbc	52.3 (5.4)	74.3 (3.8)	64.2 (4.4)	115
1.3CDTi 16v (95PS) ecoFLEX Start/Stop S/Exclusiv 3-door	110	tbc	67.3 (4.2)	91.1 (3.1)	80.7 (3.5)	94
1.3CDTi 16v (95PS) ecoFLEX Start/Stop S/Exclusiv 5-door	110	tbc	65.7 (4.3)	88.3 (3.2)	78.5 (3.6)	95
1.7CDTi 16v ecoFLEX 3-door	124	8.9	50.4 (5.6)	74.3 (3.8)	62.8 (4.5)	118
1.7CDTi 16v ecoFLEX 5-door	124	8.9	49.6 (5.7)	72.4 (3.9)	61.4 (4.6)	119
<i>Easytronic</i>						
1.2i 16v VVT ecoFLEX	107	13.9	43.5 (6.5)	67.3 (4.2)	55.4 (5.1)	119
<i>Automatic</i>						
1.4i 16v VVT 3-door	107	12.9	35.3 (8.0)	56.5 (5.0)	46.3 (6.1)	143
1.4i 16v VVT 5-door	107	12.9	34.4 (8.2)	55.4 (5.1)	44.8 (6.3)	147

tbc = To be confirmed. * = Manufacturer's figures. Fuel consumption and CO₂ emission data complies with the relevant EU regulations. **Important:** the results given relate to the particular vehicle tested; inevitably there are differences between individual vehicles of the same model. Driving style, road and traffic conditions, vehicle mileage and standard of maintenance may also affect fuel consumption.

Start/Stop technology

Corsa's Start/Stop system offers real benefits by improving fuel economy and reducing CO₂ emissions, particularly in town. It does this by automatically stopping the engine when you come to a standstill, and then restarting as you prepare to move off.

Before automatically stopping the engine a number of system checks are carried out to ensure that it is both safe and practical to do so. To ensure safety, the driver must depress the clutch pedal, shift in to neutral, and then release the clutch pedal.

System checks carried out before Auto Stop activates include:

- Start/Stop system is not manually deactivated via the facia button
- Sufficient brake vacuum is available to prevent the car rolling down an incline
- Battery is in good condition and charged
- Outside air temperature and engine temperature are above specified minima
- Electronic climate control (where fitted) is not in maximum heating or maximum cooling mode
- Self-cleaning function of the diesel particulate filter is not active

If all of these conditions are satisfied then the vehicle will Auto Stop.

When you are ready to pull away from standstill, Auto Restart is activated by depressing the clutch pedal.

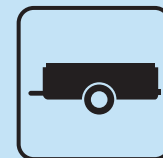
Whilst at a standstill the vehicle is continually monitored. If necessary, the engine will automatically be restarted. Conditions that would initiate an Auto Restart include:

- Low battery level
- Brake vacuum below specified minimum
- Start/Stop system is manually deactivated
- Stationary for 5.5 minutes

Weights and towing data (kg)

	Gross vehicle weight		Maximum towing weights Trailer with brakes (without brakes)	
	3-door	5-door	3-door	5-door
1.0i 12v ecoFLEX Expression	1545	–	500 (450)	–
1.0i 12v ecoFLEX S	1545	1565	500 (450)	500 (500)
1.2i 16v VVT S (exc. Easytronic)	1555	1585	850 (450)	850 (500)
1.2i 16v VVT ecoFLEX S Easytronic	1555	1585	750 (450)	750 (500)
1.2i 16v VVT Exclusiv (exc. Easytronic)	1555	1585	850 (450)	850 (500)
1.2i 16v VVT ecoFLEX Exclusiv Easytronic	1555	1585	750 (450)	750 (500)
1.2i 16v VVT SE/Limited Edition	1575	1605	850 (450)	850 (500)
1.2i 16v VVT SXi	1555	1585	850 (450)	850 (500)
1.4i 16v VVT Exclusiv	1565	1595	1000 (500)	1000 (500)
1.4i 16v VVT Exclusiv automatic	1590	1620	1000 (500)	1000 (500)
1.4i 16v VVT SE	1585	1615	1000 (500)	1000 (500)
1.4i 16v VVT SE automatic	1610	1640	1000 (500)	1000 (500)
1.4i 16v VVT SXi	1565	1595	1000 (500)	1000 (500)
1.4i 16v VVT SXi automatic	1590	1620	1000 (500)	1000 (500)
1.4i 16v VVT SRi	1585	1615	1000 (500)	1000 (500)
1.3CDTi 16v (75PS) ecoFLEX S	1645	1675	1000 (500)	1000 (500)
1.3CDTi 16v (75PS) ecoFLEX Exclusiv	1645	1675	1000 (500)	1000 (500)
1.3CDTi 16v (75PS) ecoFLEX SE/ Limited Edition	1665	1695	1000 (500)	1000 (500)
1.3CDTi 16v (75PS) ecoFLEX SXi	1645	1675	1000 (500)	1000 (500)
1.3CDTi 16v (95PS) ecoFLEX S	1600	1625	500 (500)	500 (500)
1.3CDTi 16v (95PS) ecoFLEX Exclusiv	1600	1625	500 (500)	500 (500)
1.3CDTi 16v (95PS) ecoFLEX SE	1695	1725	1200 (500)	1200 (500)
1.3CDTi 16v (95PS) ecoFLEX SXi	1675	1705	1200 (500)	1200 (500)
1.7CDTi 16v ecoFLEX SE	1750	1780	1300 (500)	1300 (500)
1.7CDTi 16v ecoFLEX SRi	1750	1780	1300 (500)	1300 (500)

Please note: For S/Exclusiv (exc. 1.3CDTi 16v (95PS) ecoFLEX) and SXi models fitted with optional air conditioning 20kg must be added to gross vehicle weight. 10kg must be added for S/Exclusiv 1.3CDTi 16v (95PS) ecoFLEX. **Gross vehicle weight** is the total permissible weight of the vehicle including passengers and their luggage. The **maximum roof rack loading** should not exceed a total of 75kg. The **maximum towing weights** are based on the ability of the car – with two occupants of 75kg each – to restart on a 12% gradient, which is approximately 1 in 8.3, at sea level. At altitudes above 1500 metres, the engine output may drop with a corresponding reduction in towing capability. Any extra weight, such as luggage or additional passengers, should be deducted from the maximum towing weight. With a trailer fully loaded, **maximum nose weight** should not exceed 55kg (45kg on 1.2i 16v VVT and 1.3CDTi 16v (95PS) S/Exclusiv models). Always fit Vauxhall towing attachments and accessories available from your Vauxhall retailer. They are designed specifically for Vauxhall models and carry a 12-month guarantee.



1300kg
Maximum
towing weight



Five-speed Easytronic transmission.



MacPherson strut front suspension.



Compound crank rear suspension.

Optional transmissions

Five-speed Easytronic transmission:

Easytronic transmission is a five-speed manual gearbox with a fully automatic mode.

In manual mode, you simply push the lever forward or back to shift gears up or down sequentially. The fascia display tells you what gear you're in – 1 to 5, N for Neutral or A for Auto. Switch to fully automatic mode and it has many of the features of a regular automatic including a kickdown function.

There's no clutch pedal so you can drive it on an automatic-only driving licence. Easytronic also comes with a winter mode, which selects second gear for standing starts in slippery conditions.

Four-speed automatic transmission:

Electronically controlled, with Winter driving mode. Fluid drive with torque converter and lock-up on third and fourth ratios eliminating wasteful slip. Electronic park/brake pedal safety interlock. Neutral control fuel-saving feature. Transmission oil cooler integral with engine coolant radiator.

Steering

- Rack and pinion
- Electric power-assisted steering standard on all models – variable rate on diesel models except 1.3CDTi 16v (95PS) ecoFLEX S/Exclusiv – progressive variable rate on Limited Edition/SRi models, and on SE/SXi models fitted with optional 17-inch alloy wheels
- Turning circle (kerb-to-kerb): All models except SE/SXi with optional 17-inch alloy wheels and Limited Edition/SRi – 10.10m (33.2ft.). SE/SXi with optional 17-inch alloy wheels and Limited Edition/SRi – 11.10m (36.4ft.)

Suspension

Front: Independent. MacPherson struts with gas-pressure damper cartridge and coil springs. Anti-roll bar.

Rear: Compound crank with coil springs and gas-pressure dampers.

- Lowered suspension on 1.3CDTi 16v (95PS) ecoFLEX S/Exclusiv models
- Sports suspension with lower ride height on Limited Edition/SRi models, and on SE/SXi models fitted with optional 17-inch alloy wheels

Brakes

- Anti-lock Braking System (ABS)
- Electronic Brakeforce Distribution
- Emergency Brake Assist
- Cornering Brake Control
- Straight Line Stability control
- Dual circuit, diagonally split, dual rate servo-assisted system
- Low brake fluid level warning light

1.0i 12v ecoFLEX

Front ventilated discs: 257mm diameter
Rear drums: 203mm diameter

1.2i 16v VVT

Front ventilated discs: 257mm diameter
Rear drums: 228mm diameter

1.4i 16v VVT

Front ventilated discs: 284mm diameter
Rear drums: 228mm diameter

1.3CDTi 16v (75PS) ecoFLEX

Front ventilated discs: 284mm diameter
Rear drums: 228mm diameter

1.3CDTi 16v (95PS) ecoFLEX

Front ventilated discs: 284mm diameter
Rear drums: 228mm diameter

1.7CDTi 16v ecoFLEX

Front ventilated discs: 278mm diameter
Rear discs: 264mm diameter

Body

- Aerodynamic drag co-efficient: Cd 0.33

Fuel tank capacity


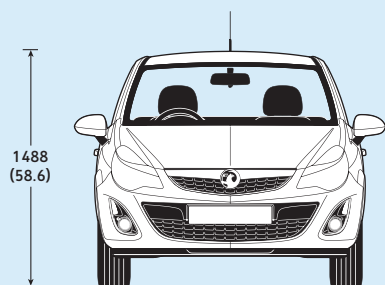

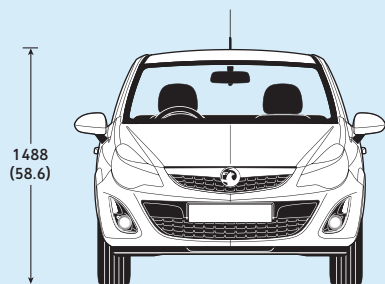
- 40 litres (8.8 gallons) – 1.3CDTi 16v (95PS) ecoFLEX S/Exclusiv models only
- 45 litres (9.9 gallons) – except 1.3CDTi 16v (95PS) ecoFLEX S/Exclusiv models

Vauxhall Assistance and warranties

See back cover for details of our comprehensive warranties.



Exterior dimensions millimetres (inches)



Luggage capacities (ECIE method)

3-door	litres	cu.ft
Rear seat up	285	10.0
Rear seat down (to glassline)	690	24.4
Rear seat down (to roof)	1050	37.1
5-door		
Rear seat up	285	10.0
Rear seat down (to glassline)	700	24.7
Rear seat down (to roof)	1100	38.8

Luggage compartment dimensions

3-door	mm	inches
Maximum length (seats up)	703	27.7
Maximum length*	1348	53.1
Maximum width	969	38.1
Maximum height	839	33.0
5-door		
Maximum length (seats up)	703	27.7
Maximum length*	1348	53.1
Maximum width	969	38.1
Maximum height	872	34.3

* = Behind front seats.

Flex-Fix® key dimensions

	mm	inches
Maximum circumference around rim and tyre of bicycle	225	8.9
Maximum crank arm width	52	2.0
Maximum crank arm depth	25	1.0
Maximum crank arm length	no limit	

Trust Vauxhall

Protecting the environment

Vauxhall's commitment to the environment is demonstrated by our products' many environmental awards, won both through the use of more recycled materials and by becoming cleaner and more efficient. For information on Vauxhall's efforts to achieve an environmentally sustainable future, see www.vauxhall.co.uk/recycling

Fleet Customer Services

Our dedicated support services for fleet managers includes factory demonstrators, a three-day test drive programme and information on whole life costs, company car taxation and finance. For further information please call **0870 010 0651**.



When you have finished with this brochure please recycle it

Buying your car

GMAC offers one of the most comprehensive and competitive ranges of financing plans in the UK. Contact your local Vauxhall retailer for details or call the GMAC customer service centre on **0845 712 3444**.

Servicing and maintenance

The best way to maximise the performance and reliability of your Vauxhall is to have all routine servicing and maintenance carried out at one of around 400 Vauxhall retailers. To find your nearest retailer call **0845 600 1500**.

In the event of an accident...

Vauxhall Accident Support helps keep you mobile following an accident. Benefits include scene-of-accident advice, message service, assistance with claims and vehicle recovery. For further details call **0800 010 304**.

Vauxhall Insurance

Available for new and used Vauxhalls, a Vauxhall Insurance policy offers a unique package designed specifically for Vauxhall drivers. For a highly competitive quotation, call **0844 84 85 840** (Great Britain) or **0845 35 13 410** (N. Ireland). Or just visit our website at www.vauxhall.co.uk

For more information...

For a brochure on any Vauxhall model (up to a maximum of three per caller) or location of your nearest Vauxhall retailer please **Lo-call 0845 600 1500**.

Alternatively, details can be found on our website at www.vauxhall.co.uk

Vauxhall Lifetime Warranty



We're so confident in Vauxhall quality and reliability

that we are now able to offer a warranty that could last a lifetime. Available to the first owner of all new Vauxhall passenger cars, it's valid for the lifetime of the vehicle up to a maximum of 100,000 miles*. In addition our warranty also includes Vauxhall Assistance for 12 months from first registration and six years body panel anti-perforation warranty. Full details of Vauxhall's warranties including terms, conditions and exclusions can be obtained through any authorised Vauxhall Retailer or go to www.vauxhall.co.uk/warranty

*Vauxhall Lifetime Warranty covers lifetime ownership of first car owner, 100,000 mile limit, annual check required. The warranty excludes wear and tear and serviceable items and the vehicle must be serviced in accordance with the manufacturer's servicing schedule to continue the lifetime warranty. Terms and conditions apply. Offer available to all Vauxhall passenger cars (this offer does not apply to car-derived vans) from 1st August 2010.

Every effort has been made to ensure that the contents of this brochure were accurate and up-to-date at the time of publication (December 2010). Vauxhall vehicles are equipped with components manufactured by various General Motors operating units and outside suppliers. The Company reserves the right to alter specifications and withdraw products from sale without notice. Any such alterations will be notified to Vauxhall retailers at the earliest opportunity; please consult your local retailer for the latest information. The specifications detailed within this brochure are not necessarily applicable to alternative models such as Special Editions. Details of any such models will be contained in specific literature or found on the Vauxhall website. Please note that Vauxhall retailers are not the agents of General Motors UK Limited and are not authorised to bind the Company by any specific or implied undertaking or representation. It is advisable to ensure that your motor insurance policy provides adequate cover for additional fitted options and accessories. Please note accessories shown are for illustrative purposes only. All rights reserved. No part of this publication may be reproduced in any form or by any means, without the prior written permission of General Motors UK Limited.

