

INSIGNIA

Price and Specification Guide | 24 July 2019 | Model Year 2020



VX_INS_28970



VAUXHALL
British Brand since 1903

CONTENTS

To find the information you want use the links below to navigate around the guide:

RANGE HIGHLIGHTS >

Explore the Insignia range and find your perfect model.

MODELS >

Find all the information you need about your chosen model.

PRICES >

Find on-the-road recommended retail prices.

FEATURES/OPTIONS >

Tailor your chosen model to suit your needs with everything from satellite navigation to parking sensors.

EXTERIOR COLOURS >

Add some sparkle to your car with a metallic paint.

WHEELS AND TYRES >

Why not upgrade to a set of distinctive alloy wheels to give your car more presence.

PERFORMANCE, FUEL ECONOMY AND EMISSIONS >

Know how many miles you will get around town, the CO₂ figures and the 0–60 time.

DIMENSIONS >

Ensure your car will fit in the garage and know how much luggage you can take for a long weekend away.

SPECIFICATIONS >

Towing weights, engine details and other useful details you may need to know.

ACCESSORIES >

Add some practical touches to your car with our range of quality accessories.

COMPANY CAR INFORMATION >

Benefit in Kind company car tax, 3 day test drives and P11D.

FURTHER INFORMATION >

Price protection, vehicle excise duty, our range of additional products and much more.

INSIGNIA RANGE HIGHLIGHTS



DESIGN	OTR from £20,045
Standard features include:	
Infotainment:	
<ul style="list-style-type: none">• Multimedia audio system<ul style="list-style-type: none">– 7-inch colour touchscreen– Bluetooth®/Apple CarPlay™/Android Auto™• Seven speakers (five front, two rear)	
Interior convenience/styling:	
<ul style="list-style-type: none">• Air conditioning• Leather-covered steering wheel• Steering wheel audio/phone/cruise controls• Steering column adjustable for reach/rake	
Exterior convenience/styling:	
<ul style="list-style-type: none">• 17-inch bi-colour structure wheels (1.6 diesel ecoTEC models)• 17-inch five twin-spoke alloy wheels (excluding 1.6 diesel ecoTEC models)• Automatic lighting control• Electrically operated front/rear windows• Electrically adjustable/heated door mirrors	
Safety/security:	
<ul style="list-style-type: none">• Electronic Stability Programme (ESP)• Anti-lock Braking System (ABS)• Driving Assistance Pack One• Six airbags• Security alarm system (Thatcham approved, T1)	

DESIGN NAV	OTR from £20,845
Design Nav models additional feature:	
<ul style="list-style-type: none">• Multimedia Navi system<ul style="list-style-type: none">– Fully integrated sat nav system– 7-inch colour touchscreen	



SRI	OTR from £22,815
Features over Design:	
Interior convenience/styling:	
<ul style="list-style-type: none">• AGR active front seats• Sports pedals• Dual-zone electronic climate control• Illuminated vanity mirrors• Storage pockets on front seat backs• Ambient LED lighting in front doors• Auto-dimming rear-view mirror	
Exterior convenience/styling:	
<ul style="list-style-type: none">• 17-inch five twin-spoke alloy wheels• Front fog lights• Rear spoiler (Grand Sport models)• Rain-sensitive windscreen wipers• Silver-effect roof rails (Sports Tourer models)• Front and rear parking sensors	
SRI NAV	OTR from £23,605
SRI Nav models additionally feature:	
<ul style="list-style-type: none">• Multimedia Navi system<ul style="list-style-type: none">– Fully integrated sat nav system– 7-inch colour touchscreen	



SRI VX-LINE NAV	OTR from £24,825
Features over SRi:	
Infotainment:	
<ul style="list-style-type: none">• Multimedia Navi system<ul style="list-style-type: none">– Fully integrated sat nav system– 7-inch colour touchscreen	
Interior convenience/styling:	
<ul style="list-style-type: none">• Flat-bottom, leather-covered VX-Line steering wheel• Dark fabric headlining	
Exterior convenience/styling:	
<ul style="list-style-type: none">• 17-inch five twin-spoke alloy wheels (1.6 diesel manual models)• 18-inch five-spoke alloy wheels (excluding 1.6 diesel manual and 1.6 (200PS) Turbo models)• 20-inch five twin-spoke alloy wheels (1.6 (200PS) Turbo models)• VX-Line Styling Pack<ul style="list-style-type: none">– Sports-style front and rear bumpers– Side sills– Dual visible exhaust tailpipes (restrictions apply, see Exterior Styling for details)	

INSIGNIA RANGE HIGHLIGHTS



VX_INS_28999

TECH LINE NAV

OTR from £23,405

Features over Design:

Infotainment:

- Multimedia Navi system
 - Fully integrated sat nav system
 - 7-inch colour touchscreen

Interior convenience/styling:

- Dual-zone electronic climate control
- AGR active drivers seat
- Auto-dimming rear-view mirror
- Driver’s seat tilt and lumbar adjustment
- Front passenger’s seat height adjustment

Exterior convenience/styling:

- 17-inch five twin-spoke alloy wheels
- Rain-sensitive windscreen wipers
- Front and rear parking sensors
- Silver-effect roof rails (Sports Tourer models)



VX_INS_29000

ELITE NAV

OTR from £26,795

Features over Tech Line Nav:

Infotainment:

- Multimedia Navi Pro system
 - Fully integrated European sat nav system
 - 8-inch colour touchscreen

Interior convenience/styling:

- AGR active front seats
- Twin rear USB sockets
- Leather seat facings
- Heated front seats
- 8-inch colour information display
- Wireless charger

Exterior convenience/styling:

- 17-inch five twin-spoke alloy wheels (1.6 diesel manual models)
- 18-inch bi-colour alloy wheels (excluding 1.6 diesel manual, 1.6 (200PS) Turbo and 2.0 (210PS) BiTurbo D 4X4 models)
- 20-inch five twin-spoke alloy wheels (1.6 (200PS) Turbo and (210PS) BiTurbo D 4X4 models)
- IntelliLux LED® matrix headlights
- Front fog lights
- Dark-tinted rear windows
- Torque vectoring system (4X4 models)



VX_INS_29001

GSi NAV

OTR from £38,520

Features over Tech Line Nav:

Infotainment:

- Multimedia Navi Pro system
 - Fully integrated European sat nav system
 - 8-inch colour touchscreen

Interior convenience/styling:

- Perforated leather seat facings
- Ergonomic AGR active front seats
- Twin rear USB sockets
- Heated front and outer rear seats
- Heated, flat-bottom, leather-covered steering wheel
- 8-inch colour information display
- Wireless charger
- Dark fabric headlining
- Sports pedals
- FlexOrganiser® Pack (Sports Tourer models)

Exterior convenience/styling:

- 20-inch five twin-spoke alloy wheels
- GSi front and rear bumpers
- GSi side sills
- GSi rear spoiler (Grand Sport models)
- Visible exhaust tailpipes
- IntelliLux LED® matrix headlights
- FlexRide with Competition mode
- Sports chassis
- Dark-tinted rear windows
- Torque vectoring system

DESIGN



VX_INS_26513

DESIGN ON-THE-ROAD PRICES

	Grand Sport		Sports Tourer		Insurance
	OTR RRP	CO ₂ (g/km)	OTR RRP	CO ₂ (g/km)	Group
Petrol					
1.5 (140PS) Turbo	£20,045	129	-	-	14E
1.5 (165PS) Turbo	£20,345	129	-	-	16E
1.5 (165PS) Turbo auto	£21,985	138	-	-	16E
Diesel					
1.6 (110PS) Turbo D ecoTEC	£20,445	116	£21,945	121	13E
1.6 (136PS) Turbo D	£20,945	121	-	-	15E
1.6 (136PS) Turbo D auto	£22,865	137	-	-	15E

DESIGN NAV ON-THE-ROAD PRICES

Petrol					
1.5 (140PS) Turbo	£20,845	129	-	-	14E
1.5 (165PS) Turbo	£21,145	129	-	-	16E
1.5 (165PS) Turbo auto	£22,785	138	-	-	16E
Diesel					
1.6 (110PS) Turbo D ecoTEC	£21,245	116	£22,745	121	13E
1.6 (136PS) Turbo D	£21,745	121	£23,245	125	16E
1.6 (136PS) Turbo D auto	£23,665	137	£25,165	139	16E

Please note: On-the-road recommended retail prices (RRP) include VAT at 20%, number plates and delivery to Retailer of £700.00 (inc. £116.67 VAT), 12 months' Vehicle Excise Duty and new vehicle first registration fee of £55.00. Excludes fuel and insurance.



VX_INS_28042

FEATURES

Infotainment:

- Multimedia audio system
 - 7-inch colour touchscreen
 - AM/FM/DAB digital radio
 - Bluetooth® audio streaming
 - Bluetooth® mobile phone portal
 - Apple CarPlay™/Android Auto™
 - USB audio connection
- Seven speakers (five front, two rear)

Interior convenience/styling:

- Air conditioning
- Multi-function trip computer
- Cruise control with speed limiter
- Leather-covered steering wheel
- Front centre armrest
- Steering wheel audio/phone/cruise controls
- Steering column adjustable for reach/rake

Exterior convenience/styling:

- 17-inch bi-colour structure wheels (1.6 diesel ecoTEC models)
- 17-inch five twin-spoke alloy wheels (excluding 1.6 diesel ecoTEC models)
- Automatic lighting control
- Electrically operated front/rear windows
- Electrically adjustable/heated door mirrors
- Black roof rails (Sports Tourer models)

Safety/security:

- Driving Assistance Pack One
 - Front camera system
 - Forward collision alert with automatic city emergency braking
 - Following distance indicator
 - Lane departure warning with lane assist
- Electronic Stability Programme (ESP)
- Anti-lock Braking System (ABS)
- Six airbags
- Hill start assist
- ISOFIX child seat mounting points, outer rear seats
- Tyre pressure monitoring system
- LED daytime running lights
- Remote control central locking
- Security alarm system (Thatcham approved, T1)

DESIGN NAV MODELS ADDITIONALLY FEATURE

- Multimedia Navi system
 - Fully integrated sat nav system
 - 7-inch colour touchscreen
- Traffic sign recognition

SRI



SRI ON-THE-ROAD PRICES

	Grand Sport		Sports Tourer		Insurance
	OTR RRP	CO ₂ (g/km)	OTR RRP	CO ₂ (g/km)	Group
Petrol					
1.5 (165PS) Turbo	£22,815	129	-	-	17E
1.5 (165PS) Turbo auto	£24,455	138	-	-	17E
Diesel					
1.6 (110PS) Turbo D ecoTEC	£22,915	116	£24,415	121	14E
1.6 (136PS) Turbo D	£23,415	121	-	-	16E
1.6 (136PS) Turbo D auto	£25,335	137	-	-	16E
2.0 (170PS) Turbo D	£24,535	141	-	-	20E
2.0 (170PS) Turbo D auto	£26,135	146	-	-	20E

SRI NAV ON-THE-ROAD PRICES

Petrol					
1.5 (165PS) Turbo	£23,605	129	-	-	17E
1.5 (165PS) Turbo auto	£25,245	138	-	-	17E
Diesel					
1.6 (110PS) Turbo D ecoTEC	£23,705	116	£25,205	121	14E
1.6 (136PS) Turbo D	£24,205	121	£25,705	125	16E
1.6 (136PS) Turbo D auto	£26,125	137	-	-	16E
2.0 (170PS) Turbo D	£25,325	141	£26,825	145	20E
2.0 (170PS) Turbo D auto	£26,925	146	£28,425	148	20E

Please note: On-the-road recommended retail prices (RRP) include VAT at 20%, number plates and delivery to Retailer of £700.00 (inc. £116.67 VAT), 12 months' Vehicle Excise Duty and new vehicle first registration fee of £55.00. Excludes fuel and insurance.



FEATURES

Infotainment:

- Multimedia audio system
 - 7-inch colour touchscreen
 - AM/FM/DAB digital radio
 - Bluetooth® audio streaming
 - Bluetooth® mobile phone portal
 - Apple CarPlay™/Android Auto™
 - USB audio connection
- Seven speakers (five front, two rear)

Interior convenience/styling:

- AGR active front seats
- Dual-zone electronic climate control
- Multi-function trip computer
- Cruise control with speed limiter
- Leather-covered steering wheel
- Front centre armrest
- Steering wheel audio/phone/cruise controls
- Steering column adjustable for reach/rake
- Sports pedals
- Auto-dimming rear-view mirror
- Illuminated vanity mirrors
- Storage pockets on front seat backs
- Ambient LED lighting in front doors

Exterior convenience/styling:

- 17-inch five twin-spoke alloy wheels
- Front fog lights
- Automatic lighting control with tunnel detection

- Rain-sensitive windscreen wipers
- Electrically adjustable/heated door mirrors
- Rear spoiler (Grand Sport models)
- Front and rear parking sensors
- Silver-effect roof rails (Sports Tourer models)

Safety/security:

- Driving Assistance Pack One
 - Front camera system
 - Forward collision alert with automatic city emergency braking
 - Following distance indicator
 - Lane departure warning with lane assist
- Electronic Stability Programme (ESP)
- Anti-lock Braking System (ABS)
- Six airbags
- ISOFIX child seat mounting points, outer rear seats
- Tyre pressure monitoring system
- LED daytime running lights
- Security alarm system (Thatcham approved, T1)

SRI NAV MODELS

ADDITIONALLY FEATURE

- Multimedia Navi system
 - Fully integrated sat nav system
 - 7-inch colour touchscreen
- Traffic sign recognition

SRI VX-LINE NAV



SRI VX-LINE NAV ON-THE-ROAD PRICES

	Grand Sport		Sports Tourer		Insurance
	OTR RRP	CO ₂ (g/km)	OTR RRP	CO ₂ (g/km)	Group
Petrol					
1.5 (165PS) Turbo	£24,825	126	£26,345	128	17E
1.5 (165PS) Turbo auto	£26,465	135	-	-	17E
1.6 (200PS) Turbo	£26,365	145	-	-	25E
1.6 (200PS) Turbo auto	£29,735	153	-	-	25E
Diesel					
1.6 (136PS) Turbo D	£25,425	121	£26,925	125	16E
1.6 (136PS) Turbo D auto	£27,345	137	-	-	16E
2.0 (170PS) Turbo D	£26,545	138	£28,045	142	21E
2.0 (170PS) Turbo D auto	£28,145	144	£29,645	147	21E

Please note: On-the-road recommended retail prices (RRP) include VAT at 20%, number plates and delivery to Retailer of £700.00 (inc. £116.67 VAT), 12 months’ Vehicle Excise Duty and new vehicle first registration fee of £55.00. Excludes fuel and insurance.



FEATURES

Infotainment:

- Multimedia Navi system
 - Fully integrated sat nav system
 - 7-inch colour touchscreen
 - AM/FM/DAB digital radio
 - Bluetooth® audio streaming
 - Bluetooth® mobile phone portal
 - Apple CarPlay™/Android Auto™
 - USB audio connection
- Seven speakers (five front, two rear)

Interior convenience/styling:

- AGR active front seats
- Dual-zone electronic climate control
- Multi-function trip computer
- Cruise control with speed limiter
- Steering wheel audio/phone/cruise controls
- Heated, flat bottom, leather-covered VX-Line steering wheel
- Steering column adjustable for reach/rake
- Sports pedals
- Dark fabric headlining
- Auto-dimming rear-view mirror

Exterior convenience/styling:

- 17-inch alloy wheels (1.6 diesel manual models)
- 18-inch alloy wheels (excluding 1.6 diesel manual and 1.6 (200PS) Turbo models)
- 20-inch five twin-spoke alloy wheels (1.6 (200PS) Turbo models)

- VX-Line Styling Pack
 - Sports-style front and rear bumpers
 - Side sills
 - Rear spoiler (Grand Sport models)
 - Dual visible exhaust tailpipes (restrictions apply, see Exterior Styling for details)
- Chrome-effect upper window trim
- Automatic lighting control with tunnel detection
- Electrically operated front/rear windows
- Electrically adjustable/heated door mirrors
- Front and rear parking sensors
- Silver-effect roof rails (Sports Tourer models)

Safety/security:

- Driving Assistance Pack One
 - Front camera system
 - Forward collision alert with automatic city emergency braking– Following distance indicator
 - Lane departure warning with lane assist
 - Traffic sign recognition
- Electronic Stability Programme (ESP)
- Anti-lock Braking System (ABS)
- Six airbags
- ISOFIX child seat mounting points, outer rear seats
- Tyre pressure monitoring system
- LED daytime running lights
- Remote control central locking
- Security alarm system (Thatcham approved, T1)

TECH LINE NAV



TECH LINE NAV ON-THE-ROAD PRICES

	Grand Sport		Sports Tourer		Insurance
	OTR RRP	CO ₂ (g/km)	OTR RRP	CO ₂ (g/km)	Group
Petrol					
1.5 (165PS) Turbo	£23,405	129	–	–	17E
1.5 (165PS) Turbo auto	£25,045	138	–	–	17E
Diesel					
1.6 (110PS) Turbo D ecoTEC	£23,505	116	£25,005	121	14E
1.6 (136PS) Turbo D	£24,005	121	£25,505	125	16E
1.6 (136PS) Turbo D auto	£25,925	137	–	–	16E
2.0 (170PS) Turbo D	£25,125	141	£26,625	145	21E
2.0 (170PS) Turbo D auto	£26,725	146	–	–	21E

Please note: On-the-road recommended retail prices (RRP) include VAT at 20%, number plates and delivery to Retailer of £700.00 (inc. £116.67 VAT), 12 months’ Vehicle Excise Duty and new vehicle first registration fee of £55.00. Excludes fuel and insurance.



FEATURES

Infotainment:

- Multimedia Navi system
 - Fully integrated sat nav system
 - 7-inch colour touchscreen
 - AM/FM/DAB digital radio
 - Bluetooth® audio streaming
 - Bluetooth® mobile phone portal
 - Apple CarPlay™/Android Auto™
 - USB audio connection
- Seven speakers (five front, two rear)

Interior convenience/styling:

- Dual-zone electronic climate control
- Multi-function trip computer
- 16-way adjustable driver’s seat
- Front centre armrest
- Storage pockets on front seat backs
- Cruise control with speed limiter
- Leather-covered steering wheel
- Steering wheel audio/phone/cruise controls
- Steering column adjustable for reach/rake
- Auto-dimming rear-view mirror

Exterior convenience/styling:

- 17-inch five twin-spoke alloy wheels
- Chrome-effect upper window trim
- Rain-sensitive windscreen wipers
- Automatic lighting control with tunnel detection
- Electrically adjustable/heated door mirrors
- Front and rear parking sensors
- Silver-effect roof rails (Sports Tourer models)

Safety/security:

- Driving Assistance Pack One
 - Front camera system
 - Forward collision alert with automatic city emergency braking
 - Following distance indicator
 - Lane departure warning with lane assist
 - Traffic sign recognition
- Electronic Stability Programme (ESP)
- Anti-lock Braking System (ABS)
- Six airbags
- Hill start assist
- ISOFIX child seat mounting points, outer rear seats
- Tyre pressure monitoring system
- LED daytime running lights
- Security alarm system (Thatcham approved, T1)
- Electronic engine deadlock immobiliser

ELITE NAV



VX_INS_29000

ELITE NAV ON-THE-ROAD PRICES

	Grand Sport		Sports Tourer		Insurance
	OTR RRP	CO ₂ (g/km)	OTR RRP	CO ₂ (g/km)	Group
Petrol					
1.5 (165PS) Turbo	£26,795	126	£28,315	128	17E
1.5 (165PS) Turbo auto	£28,435	135	–	–	17E
1.6 (200PS) Turbo	£28,335	145	–	–	25E
1.6 (200PS) Turbo auto	£31,105	153	–	–	25E
Diesel					
1.6 (110PS) Turbo D ecoTEC	£26,895	116	£28,395	121	16E
1.6 (136PS) Turbo D	£27,395	121	£28,895	125	18E
1.6 (136PS) Turbo D auto	£29,315	137	–	–	18E
2.0 (170PS) Turbo D	£28,515	138	£30,015	142	23E
2.0 (170PS) Turbo D auto	£30,115	144	£31,615	147	23E
2.0 (210PS) BiTurbo D 4X4 auto	£31,460	184	–	–	27E

Please note: On-the-road recommended retail prices (RRP) include VAT at 20%, number plates and delivery to Retailer of £700.00 (inc. £116.67 VAT), 12 months’ Vehicle Excise Duty and new vehicle first registration fee of £55.00. Excludes fuel and insurance.



VX_INS_26415

FEATURES

Infotainment:

- Multimedia Navi Pro system
 - Fully integrated European sat nav system
 - 8-inch colour touchscreen
 - AM/FM/DAB digital radio
 - Bluetooth® audio streaming
 - Bluetooth® mobile phone portal
 - Apple CarPlay™/Android Auto™
 - USB audio connection
- Seven speakers (five front, two rear)

Interior convenience/styling:

- Leather seat facings
- Dual-zone electronic climate control
- Leather-covered steering wheel
- Heated front seats
- 16-way adjustable driver’s seat
- Multi-function trip computer
- Cruise control with speed limiter
- Front centre armrest
- Steering wheel audio/phone/cruise controls
- 8-inch colour information display
- Wireless charger
- Twin rear USB sockets

Exterior convenience/styling:

- 17-inch alloy wheels (1.6 diesel manual models)
- 18-inch alloy wheels (excluding 1.6 diesel manual, 1.6 (200PS) Turbo and 2.0 (210PS) BiTurbo D 4X4 models)

- 20-inch alloy wheels (1.6 (200PS) Turbo and 2.0 (210PS) BiTurbo D 4X4 models)
- IntelliLux LED® matrix headlights
- Rain-sensitive windscreen wipers
- Automatic lighting control with tunnel detection
- Front fog lights
- Dark-tinted rear windows
- Front and rear parking sensors
- Silver-effect roof rails (Sports Tourer models)

Safety/security:

- Driving Assistance Pack One
 - Front camera system
 - Forward collision alert with automatic city emergency braking
 - Following distance indicator
 - Lane departure warning with lane assist
 - Traffic sign recognition
- Electronic Stability Programme (ESP)
- Anti-lock Braking System (ABS)
- Six airbags
- Hill start assist
- ISOFIX child seat mounting points, outer rear seats
- Tyre pressure monitoring system
- Security alarm system (Thatcham approved, T1)

GSi NAV



VX_INS_29001

GSi NAV ON-THE-ROAD PRICES

	Grand Sport		Sports Tourer		Insurance
	OTR RRP	CO ₂ (g/km)	OTR RRP	CO ₂ (g/km)	Group
Diesel					
2.0 (210PS) BiTurbo D 4X4 auto	£38,520	187	£40,020	188	28E

Please note: On-the-road recommended retail prices (RRP) include VAT at 20%, number plates and delivery to Retailer of £700.00 (inc. £116.67 VAT), 12 months' Vehicle Excise Duty and new vehicle first registration fee of £55.00. Excludes fuel and insurance.



VX_GSI_27846

FEATURES

Infotainment:

- Multimedia Navi Pro system
 - Fully integrated European sat nav system
 - 8-inch colour touchscreen
 - AM/FM/DAB digital radio
 - Bluetooth® audio streaming
 - Bluetooth® mobile phone portal
 - Apple CarPlay™/Android Auto™
 - USB audio connection

Interior convenience/styling:

- Perforated leather seat facings
- Ergonomic AGR active front seats
- Dual-zone electronic climate control
- Heated, flat-bottom leather-covered VX-Line steering wheel
- Heated front and outer rear seats
- Multi-function trip computer
- Cruise control with speed limiter
- Front centre armrest
- Steering wheel audio/phone/cruise controls
- 8-inch colour information display
- Wireless charger
- Twin rear USB sockets
- FlexOrganiser® Pack (Sports Tourer models)

Exterior convenience/styling:

- 20-inch alloy wheels
- GSi front and rear bumpers
- GSi side sills
- GSi rear spoiler (Grand Sport models)
- Visible exhaust tailpipes
- IntelliLux LED® matrix headlights
- FlexRide with Competition mode
- Sports chassis
- Rain-sensitive windscreen wipers
- Automatic lighting control with tunnel detection
- Dark-tinted rear windows
- Front and rear parking sensors
- Silver-effect roof rails (Sports Tourer models)

Safety/security:

- Driving Assistance Pack One
 - Front camera system
 - Forward collision alert with automatic city emergency braking
 - Following distance indicator
 - Lane departure warning with lane assist
 - Traffic sign recognition
- Electronic Stability Programme (ESP)
- Anti-lock Braking System (ABS)
- Six airbags
- Hill start assist
- Tyre pressure monitoring system
- Keyless entry and start
- Security alarm system (Thatcham approved, T1)

INSIGNIA GRAND SPORT PRICES

	Price (£)	VAT (£)	Total (£)	On-the-road RRP (£)	BiK 20% (£)	CO ₂ (g/km)
DESIGN						
1.5 (140PS) Turbo	15,933.33	3,186.67	19,120.00	20,045.00	95.78	129
1.5 (165PS) Turbo	16,183.33	3,236.67	19,420.00	20,345.00	97.23	129
1.5 (165PS) Turbo auto	17,516.66	3,503.34	21,020.00	21,985.00	112.22	138
Diesel						
1.6 (110PS) Turbo D	16,233.33	3,246.67	19,480.00	20,445.00	104.25	116
1.6 (136PS) Turbo D	16,650.00	3,330.00	19,980.00	20,945.00	110.28	121
1.6 (136PS) Turbo D auto	17,983.33	3,596.67	21,580.00	22,865.00	129.97	137
DESIGN NAV						
1.5 (140PS) Turbo	16,600.00	3,320.00	19,920.00	20,845.00	99.65	129
1.5 (165PS) Turbo	16,850.00	3,370.00	20,220.00	21,145.00	101.10	129
1.5 (165PS) Turbo auto	18,183.33	3,636.67	21,820.00	22,785.00	116.35	138
Diesel						
1.6 (110PS) Turbo D	16,900.00	3,380.00	20,280.00	21,245.00	108.38	116
1.6 (136PS) Turbo D	17,316.66	3,463.34	20,780.00	21,745.00	114.55	121
1.6 (136PS) Turbo D auto	18,650.00	3,730.00	22,380.00	23,665.00	134.63	137

	Price (£)	VAT (£)	Total (£)	On-the-road RRP (£)	BiK 20% (£)	CO ₂ (g/km)
SRI						
1.5 (165PS) Turbo	18,241.66	3,648.34	21,890.00	22,815.00	109.18	129
1.5 (165PS) Turbo auto	19,575.00	3,915.00	23,490.00	24,455.00	124.97	138
Diesel						
1.6 (110PS) Turbo D	18,291.66	3,658.34	21,950.00	22,915.00	117.02	116
1.6 (136PS) Turbo D	18,708.33	3,741.67	22,450.00	23,415.00	123.47	121
1.6 (136PS) Turbo D auto	20,041.66	4,008.34	24,050.00	25,335.00	144.37	137
2.0 (170PS) Turbo D	19,375.00	3,875.00	23,250.00	24,535.00	143.70	141
2.0 (170PS) Turbo D auto	20,708.33	4,141.67	24,850.00	26,135.00	157.55	146
SRI NAV						
1.5 (165PS) Turbo	18,900.00	3,780.00	22,680.00	23,605.00	113.00	129
1.5 (165PS) Turbo auto	20,233.33	4,046.67	24,280.00	25,245.00	129.05	138
Diesel						
1.6 (110PS) Turbo D	18,950.00	3,790.00	22,740.00	23,705.00	121.10	116
1.6 (136PS) Turbo D	19,366.66	3,873.34	23,240.00	24,205.00	127.67	121
1.6 (136PS) Turbo D auto	20,700.00	4,140.00	24,840.00	26,125.00	148.98	137
2.0 (170PS) Turbo D	20,033.33	4,006.67	24,040.00	25,325.00	148.43	141
2.0 (170PS) Turbo D auto	21,366.66	4,273.34	25,640.00	26,925.00	162.42	146

All diesel models feature BlueInjection. Vehicles with BlueInjection technology will need regular AdBlue® top-ups also between servicing requirements. An indicator integrated into the on-board computer will warn you when you need to top up. More information under www.vauxhall.co.uk/adblue

In accordance with regulations R (EC) No. 715/2007 and R (EC) No. 692/2008 (in the versions respectively applicable).

Please note: On-the-road recommended retail prices (RRP) include number plates and delivery to retailer of £700.00 (inc. £116.67 VAT), 12 months’ Vehicle Excise Duty and new vehicle first registration fee of £55.00. Excludes fuel and insurance. Company Car Benefit in Kind (BiK) rates are monthly based on the standard paint price.

INSIGNIA GRAND SPORT PRICES CONTINUED

	Price (£)	VAT (£)	Total (£)	On-the-road RRP (£)	BiK 20% (£)	CO ₂ (g/km)
SRI VX-LINE NAV						
1.5 (165PS) Turbo	19,916.66	3,983.34	23,900.00	24,825.00	118.90	126
1.5 (165PS) Turbo auto	21,250.00	4,250.00	25,500.00	26,465.00	135.37	135
1.6 (200PS) Turbo	21,166.66	4,233.34	25,400.00	26,365.00	143.55	145
1.6 (200PS) Turbo auto	23,708.33	4,741.67	28,450.00	29,735.00	165.18	153
Diesel						
1.6 (136PS) Turbo D	20,383.33	4,076.67	24,460.00	25,425.00	134.18	121
1.6 (136PS) Turbo D auto	21,716.66	4,343.34	26,060.00	27,345.00	156.10	137
2.0 (170PS) Turbo D	21,050.00	4,210.00	25,260.00	26,545.00	151.43	138
2.0 (170PS) Turbo D auto	22,383.33	4,476.67	26,860.00	28,145.00	165.35	144
TECH LINE NAV						
1.5 (165PS) Turbo	18,733.33	3,746.67	22,480.00	23,405.00	112.03	129
1.5 (165PS) Turbo auto	20,066.66	4,013.34	24,080.00	25,045.00	128.02	138
Diesel						
1.6 (110PS) Turbo D	18,783.33	3,756.67	22,540.00	23,505.00	120.07	116
1.6 (136PS) Turbo D	19,200.00	3,840.00	23,040.00	24,005.00	126.60	121
1.6 (136PS) Turbo D auto	20,533.33	4,106.67	24,640.00	25,925.00	147.82	137
2.0 (170PS) Turbo D	19,866.66	3,973.34	23,840.00	25,125.00	147.23	141
2.0 (170PS) Turbo D auto	21,200.00	4,240.00	25,440.00	26,725.00	161.18	146

	Price (£)	VAT (£)	Total (£)	On-the-road RRP (£)	BiK 20% (£)	CO ₂ (g/km)
ELITE NAV						
1.5 (165PS) Turbo	21,558.33	4,311.67	25,870.00	26,795.00	128.42	126
1.5 (165PS) Turbo auto	22,891.67	4,578.33	27,470.00	28,435.00	145.53	135
1.6 (200PS) Turbo	22,808.33	4,561.67	27,370.00	28,335.00	154.38	145
1.6 (200PS) Turbo auto	24,850.00	4,970.00	29,820.00	31,105.00	172.93	153
Diesel						
1.6 (110PS) Turbo D	21,608.33	4,321.67	25,930.00	26,895.00	137.58	116
1.6 (136PS) Turbo D	22,025.00	4,405.00	26,430.00	27,395.00	144.68	121
1.6 (136PS) Turbo D auto	23,358.33	4,671.67	28,030.00	29,315.00	167.58	137
2.0 (170PS) Turbo D	22,691.67	4,538.33	27,230.00	28,515.00	162.92	138
2.0 (170PS) Turbo D auto	24,025.00	4,805.00	28,830.00	30,115.00	177.17	144
2.0 (210PS) BiTurbo D 4X4 auto	24,520.83	4,904.17	29,425.00	31,460.00	185.77	184
GSi NAV						
Diesel						
2.0 (210PS) BiTurbo D 4X4 auto	30,404.17	6,080.83	36,485.00	38,520.00	229.30	187

All diesel models feature BlueInjection. Vehicles with BlueInjection technology will need regular AdBlue® top-ups also between servicing requirements. An indicator integrated into the on-board computer will warn you when you need to top up. More information under www.vauxhall.co.uk/adblue

In accordance with regulations R (EC) No. 715/2007 and R (EC) No. 692/2008 (in the versions respectively applicable).

Please note: On-the-road recommended retail prices (RRP) include number plates and delivery to retailer of £700.00 (inc. £116.67 VAT), 12 months’ Vehicle Excise Duty and new vehicle first registration fee of £55.00. Excludes fuel and insurance. Company Car Benefit in Kind (BiK) rates are monthly based on the standard paint price.

INSIGNIA SPORTS TOURER PRICES

	Price (£)	VAT (£)	Total (£)	On-the-road RRP (£)	BiK 20% (£)	CO ₂ (g/km)
DESIGN						
Diesel						
1.6 (110PS) Turbo D	17,483.33	3,496.67	20,980.00	21,945.00	115.62	121
DESIGN NAV						
Diesel						
1.6 (110PS) Turbo D	18,150.00	3,630.00	21,780.00	22,745.00	119.88	121
1.6 (136PS) Turbo D	18,566.66	3,713.34	22,280.00	23,245.00	126.38	125
1.6 (136PS) Turbo D auto	19,900.00	3,980.00	23,880.00	25,165.00	143.38	139
SRI						
Diesel						
1.6 (110PS) Turbo D	19,541.66	3,908.34	23,450.00	24,415.00	128.80	121
SRI NAV						
Diesel						
1.6 (110PS) Turbo D	20,200.00	4,040.00	24,240.00	25,205.00	133.00	121
1.6 (136PS) Turbo D	20,616.66	4,123.34	24,740.00	25,705.00	139.92	125
2.0 (170PS) Turbo D	21,283.33	4,256.67	25,540.00	26,825.00	161.80	145
2.0 (170PS) Turbo D auto	22,616.66	4,523.34	27,140.00	28,425.00	171.67	148

	Price (£)	VAT (£)	Total (£)	On-the-road RRP (£)	BiK 20% (£)	CO ₂ (g/km)
SRI VX-LINE NAV						
1.5 (165PS) Turbo	21,183.33	4,236.67	25,420.00	26,345.00	126.23	128
Diesel						
1.6 (136PS) Turbo D	21,633.33	4,326.67	25,960.00	26,925.00	146.62	125
2.0 (170PS) Turbo D	22,300.00	4,460.00	26,760.00	28,045.00	164.75	142
2.0 (170PS) Turbo D auto	23,633.33	4,726.67	28,360.00	29,645.00	179.20	147
TECH LINE NAV						
Diesel						
1.6 (110PS) Turbo D	20,033.33	4,006.67	24,040.00	25,005.00	131.93	121
1.6 (136PS) Turbo D	20,450.00	4,090.00	24,540.00	25,505.00	138.82	125
2.0 (170PS) Turbo D	21,116.66	4,223.34	25,340.00	26,625.00	160.57	145
ELITE NAV						
1.5 (165PS) Turbo	22,825.00	4,565.00	27,390.00	28,315.00	135.77	128
Diesel						
1.6 (110PS) Turbo D	22,858.33	4,571.67	27,430.00	28,395.00	150.02	121
1.6 (136PS) Turbo D	23,275.00	4,655.00	27,930.00	28,895.00	157.45	125
2.0 (170PS) Turbo D	23,941.67	4,788.33	28,730.00	30,015.00	176.57	142
2.0 (170PS) Turbo D auto	25,275.00	5,055.00	30,330.00	31,615.00	191.35	147
GSI NAV						
Diesel						
2.0 (210PS) BiTurbo D 4X4 auto	31,654.17	6,330.83	37,985.00	40,020.00	238.55	187

All diesel models feature BlueInjection. Vehicles with BlueInjection technology will need regular AdBlue® top-ups also between servicing requirements. An indicator integrated into the on-board computer will warn you when you need to top up. More information under www.vauxhall.co.uk/adblue
In accordance with regulations R (EC) No. 715/2007 and R (EC) No. 692/2008 (in the versions respectively applicable).

Please note: On-the-road recommended retail prices (RRP) include number plates and delivery to retailer of £700.00 (inc. £116.67 VAT), 12 months’ Vehicle Excise Duty and new vehicle first registration fee of £55.00. Excludes fuel and insurance.
Company Car Benefit in Kind (BiK) rates are monthly based on the standard paint price.

STANDARD FEATURES

ALL MODELS

Driver/passenger airbags <ul style="list-style-type: none">• Driver’s airbag• Front passenger’s airbag• Two front seat side-impact airbags• Full-size curtain airbags for driver and front and outer rear seat passengers
Seating <ul style="list-style-type: none">• Height-adjustable front seat head restraints (excluding GSi Nav models)• Three height adjustable rear seat head restraints• Anti-submarining ramps in front seats – Prevents occupants sliding underneath the lap belt during a collision.
Seatbelts <ul style="list-style-type: none">• Two front and three rear inertia-reel lap and diagonal seatbelts• Front and outer rear seatbelt pretensioner system – Pretensioners tighten the seatbelt in the event of an accident limiting forward movement.• Front and outer rear seatbelt force limiters – Reduces potential upper body injuries during a frontal impact.• Front ‘seatbelt unfastened’ audible warning and warning light
Child safety <ul style="list-style-type: none">• Deactivation switch for front passenger’s front and side-impact airbags – Permits the safe use of a child seat in the front passenger seat.• ISOFIX child seat mountings incorporating top tether anchor points located on outer rear seats (does not include child seat) – Allows ISOFIX child safety seats to be securely fixed into the car. The ISOFIX mounting system reduces forward movement in an accident and makes the child seat easier to install.• Child-proof locks on rear doors
Driver/passenger safety <ul style="list-style-type: none">• Energy-absorbing steering column• Pedal release system – Reduces potential injury to the driver’s legs and feet during a severe frontal impact.• Laminated windscreen• Side-impact protection beams• Reinforced passenger safety cell• Deformation zones front and rear• Burst-proof door locks and anti-jam door design

Pedestrian safety <ul style="list-style-type: none">• Active bonnet/headlight/wiper structure – Designed to reduce pedestrian head and upper body injuries. The active bonnet travels backwards and upwards to help prevent impact between pedestrian’s head and underbonnet components.• Upper and lower bumper design – Reduces upper and lower leg injuries.
Stability <ul style="list-style-type: none">• Electronic Stability Programme (ESP) – Works in conjunction with the vehicle’s electronic braking and engine systems to keep the car stable in many different situations. ESP monitors many different inputs to determine when the car starts to lose traction, it can then immediately respond by varying the brake pressure between up to three wheels and adjust the engine output to help correct the loss of traction and improve stability. Additional ESP features: <ul style="list-style-type: none">• Traction control• Cornering brake control• Straight line stability control• Rollover mitigation• Drag torque control – Maintain stability on slippery roads when lifting off the accelerator or changing gear.
Braking <ul style="list-style-type: none">• Anti-lock Braking System (ABS) – Prevents the vehicle’s wheels from locking up under heavy braking by momentarily reducing brake pressure at the appropriate wheel, ensuring that you can maintain control of the steering. Additional ESP features: <p>The same electronic systems used in the ABS and ESP also deliver exceptional braking performance.</p> <ul style="list-style-type: none">• Emergency brake assist – When emergency braking is detected the vehicle automatically applies the maximum possible braking assistance.• Fading brake support – Compensates for the effects of brake fade• Electronic brakeforce distribution – Automatically apportions the optimum braking force to each wheel.• Adaptive brake lights – Automatically warns other road users of heavy braking.• Hill start assist – Briefly maintains rear brake pressure to stop the vehicle rolling back on an incline.• Hazard warning lights
Tyre pressure <ul style="list-style-type: none">• Tyre pressure monitoring system

STANDARD FEATURES

ALL MODELS

Electric parking brake

- Centre console switch in lieu of handbrake lever
- Premium centre console featuring adjustable armrest

Steering

- Speed-sensitive electrically assisted power steering

Cruise control with speed limiter

Cruise control enables you to maintain a constant speed – making it ideal for economical motorway driving. The speed limiter function can be set to ensure that you do not exceed the speed limit and can be easily overridden if required.

- Steering wheel mounted controls

Standard security features

- Electronically protected audio equipment
- Engine deadlock immobiliser
- Visible Vehicle Identification Number (VIN)
- Locking wheel bolts for alloy wheels
- Freewheeling door locks

Remote control central locking

- Operates on doors, tailgate and fuel filler flap
- Deadlocking
- Central locking activation switch on driver’s door

Remote control ultrasonic security alarm system

- Remote control (operates in conjunction with central locking)
- Ultrasonic interior sensors
- Tilt sensor
- Independent power supply
- Thatcham approved (T1)

Instrumentation

- Speedometer
- Rev counter
- Digital fuel gauge with low fuel level warning light
- Digital water temperature gauge with warning light
- Shift-up/down indication light – Indicates when to change gear for optimum fuel economy.

Driver information display (centrally located in instrument cluster)

- Trip computer data
- Total mileage
- Service-due indicator
- Oil life
- Tyre pressure monitoring system

Multi-function trip computer (displayed on driver information display)

- Trip mileage
- Vehicle range based on remaining fuel
- Average speed
- Average fuel economy
- Instantaneous fuel economy
- Driving time

Central facia display (format dependent on infotainment unit)

- Audio information
- Digital clock with automatic RDS time adjustment
- Outside air temperature with ice warning function
- Additional features dependent on infotainment unit (see infotainment for details)

Seating and comfort

- Reach and rake adjustable steering
- Steering wheel mounted audio controls

Rear seating

- Three person layout
- Three height-adjustable and removable head restraints
- ISOFIX child seat mountings incorporating top tether anchor points located on outer rear seats (does not include child seat) – Allows ISOFIX child safety seats to be securely fixed into the car. The ISOFIX mounting system reduces forward movement in an accident and makes the child seat easier to install.
- Child-proof locks on rear doors

Heating and ventilation

- Four adjustable facia vents
- Windscreen demist vents
- Side window demist vents

Convenience features

- Front 12-volt electrical accessory socket
- Driver’s and front passengers sunvisors
- Driver’s and front passenger’s vanity mirrors
- Dipping rear-view mirror

Interior lighting

- Central front courtesy light
- Central rear courtesy light
- Fade up/fade down
- Twin front reading lights with illuminated switches
- Twin rear reading lights
- Ambient LED facia/centre console downlighter

Interior storage

- Illuminated glovebox with lid
- Front door pockets with 1.5-litre bottle holder
- Two drinks holders in centre console
- Rear door pockets with 1-litre bottle holder
- Front centre adjustable armrest with 4-litre storage capacity (2.8 litres if optional wireless charger is ordered)

Luggage area

- Luggage compartment cover (Grand Sport models)
- Luggage compartment retractable cover (Sports Tourer models)
- Illuminated load area
- Fully carpeted load area
- Interior tailgate handle
- Four load restraint lashing eyes
- Twin gas-assisted tailgate struts
- Storage tray in spare wheel well

STANDARD FEATURES

ALL MODELS

Exterior lighting features

- LED daytime running lights • LED tail lights
- Automatic lighting control: When the automatic lighting control is switched on, the system switches between daytime running lights and headlights automatically depending on external lighting conditions.
- LED side repeat indicators
- Lights-on audible warning: When driver’s door is opened an audible warning sounds to alert the lights have been left on.
- Manual headlight beam levelling: Use to adapt headlight range to the vehicle load to prevent dazzling.
- LED brake lights • High-level LED centre rear brake light • Rear fog light • Reversing light
- Hazard warning lights
- Door-to-door illumination: Headlights illuminate the area for an adjustable time after leaving the vehicle.
- Welcome lighting: Headlights and tail lights illuminate when the vehicle is unlocked.

Windscreen wipers

- Two-speed windscreen wipers with variable intermittent wipe
- Intermittent rear window wash/wipe (Sports Tourer)

Door mirrors

- Twin electrically adjustable/heated door mirrors • Manually folding door mirrors

Windows

- Electrically operated front and rear windows with safety autoreverse and one-touch up/down facility
- Heated rear window • Solar heat-absorbing windscreen • Tinted windows

Body styling

- Chrome-effect front grille bar • Body-colour door mirrors
- Chrome-effect upper window trim (excluding Design Grand Sport models)
- Body-colour door handles

FEATURES/OPTIONS

DRIVER ASSISTANCE

	Design/ Design Nav	SRi/ SRi Nav	SRi VX-Line Nav	Tech Line Nav	Elite Nav	GSi Nav	Price (£) exc. VAT	Price (£) inc. VAT
Driving Assistance Pack One								
A wide range of class-leading driver assistance and safety features are controlled by the front camera system.								
Forward collision alert with automatic city emergency braking In certain circumstances and at speeds above 5mph warns when approaching another vehicle too quickly. At speeds above 5mph and up to 50mph the system provides additional braking support to help the driver brake more quickly and effectively in an emergency situation. On dry roads at speeds above 5mph and up to 25mph the vehicle can brake to a full stop. At speeds above 25mph and up to 50mph, if no avoiding action is taken by the driver, the system automatically slows the vehicle with emergency braking. • Visual warnings – Red LEDs projected onto windscreen and visual warning shown in the instrument cluster. • Audible warning • Additional braking support • Low speed collision mitigation braking	●	●	●	●	●	●		
Following distance indicator Indicates how many seconds you are behind the vehicle in front – Helping you maintain a safe distance. • Timings are shown in the driver information display • Warning light in the instrument cluster if the gap to the vehicle ahead is below that set by the driver								
Lane departure warning with lane assist If the driver has not actively steered or signalled, the lane departure warning system warns when the car moves outside of lane markings at speeds above 35mph. The lane assist function additionally provides gentle steering correction to help drivers keep in their lane if no active inputs are made. • Warning light in the instrument cluster • Audible warning • Steering wheel ‘nudge’ warning • Facia on/off switch								
FlexRide (standard on 1.6 (200PS) Turbo SRi VX-Line/Elite and GSi models only) Enables the driver to choose from three distinct driving modes – Normal (default setting), Sport or Tour. • Facia mounted Sport and Tour switches • Includes unique Competition mode			●		●	●		

● = Standard equipment.

FEATURES/OPTIONS

DRIVER ASSISTANCE CONTINUED

DRIVER ASSISTANCE CONTINUED	Design/ Design Nav	SRI/ SRI Nav	SRI VX-Line Nav	Tech Line Nav	Elite Nav	GSi Nav	Price (£) exc. VAT	Price (£) inc. VAT
<div>Driving Assistance Pack Four (only available on Nav models, includes front and rear parking distance sensors)</div> <div>Intelligent ultrasonic sensors form part of the solution for today’s crowded roads and car parks – Delivering exceptional assistance both when parking and protecting you on the open road.</div> <div>• Electrically foldable door mirrors with puddle lights</div>		○	○	○	○		541.67	650.00
<div>Lane change assist with side blind spot alert</div> <div>Lane change assist with side blind spot alert helps prevent potential collisions with other vehicles ‘hidden’ in the vehicle’s side blind spots. If a vehicle enters one of the blind spots a warning light illuminates in the relevant door mirror.</div> <div>• Ultrasonic side sensors identify vehicles within three-metre range • LED warning light in door mirrors, flashes when indicators are used • Audible warning is sounded if the indicators are used and the system has detected another vehicle • Radar sensors with 70-metre range identify traffic approaching quickly from behind</div>								
<div>Rear-view camera</div> <div>The rear-view camera gives a clear view of the area behind your car and helps place the car perfectly, without needing to strain your neck.</div> <div>• Activated when reverse gear selected • Camera view appears in infotainment screen • Rear bumper and grid lines shown as reference points</div>								
<div>Rear cross traffic alert</div> <div>As you reverse the car, this system detects vehicles approaching from the rear and side.</div> <div>• Radar sensors with 20-metre range identify approaching vehicles • Warning light in central facia display • Audible warning on relevant side of car</div>								
<div>Front and rear parking distance sensors</div> <div>Audible warning • Distance warning graphic shown in driver information display</div>		●	●	●	●	●		

● = Standard equipment. ○ = Optional at extra cost.

FEATURES/OPTIONS

SECURITY

	Design/ Design Nav	SRI/ SRI Nav	SRI VX-Line Nav	Tech Line Nav	Elite Nav	GSI Nav	Price (£) exc. VAT	Price (£) inc. VAT
Keyless entry and start with two transmitter fobs							250.00	300.00
Grand Sport models:								
Sports Tourer models, including power tailgate:								
• Under-bumper release sensor • Tailgate close switch								
• Maximum opening height can be set to avoid damage in areas with low ceiling heights							316.67	380.00

DRIVER INFORMATION

Driver information display (centrally located in instrument cluster)							
• 3.5-inch monochrome display							
• 8-inch colour display incorporating speedometer and supplementary audio, phone and navigation information (standard on 1.6 (200PS) Automatic models)							

INTERIOR STYLING

Design interior décor							
Steering wheel:							
• Three-spoke design • Leather-covered • Satin chrome-effect bezel							
Facia and door trim:							
• Black facia • Black door panels with black Atlantis cloth inserts • Metallic silver Raute trim inserts • Chrome-effect interior door handles							
Headlining:							
• Light fabric							

● = Standard equipment. ○ = Optional at extra cost. □ = Available as part of an extra-cost option pack.

FEATURES/OPTIONS

INTERIOR STYLING CONTINUED

	Design/ Design Nav	SRi/ SRi Nav	SRi VX-Line Nav	Tech Line Nav	Elite Nav	GSi Nav	Price (£) exc. VAT	Price (£) inc. VAT
SRi interior décor Steering wheel: • Three-spoke design • Leather-covered, perforated • Satin chrome-effect bezel Facia and door trim: • Black facia • Silver air vent surrounds • Black door panels with black premium leather-effect inserts (standard seats); black leather-effect inserts (optional AGR active seats) • Dark metallic Hexagon trim inserts • Chrome-effect interior door handles Pedals: • Sports, alloy-effect Headlining: • Light fabric		●						
SRi VX-Line Nav interior décor Steering wheel: • Three-spoke VX-Line design, flat bottom • Leather-covered, perforated • Electrically heated • Satin chrome-effect bezel • Paddle shift on automatic models Facia and door trim: • Black facia • Silver air vent surrounds • Black door panels with black premium leather-effect inserts (standard seats); black leather-effect inserts (optional AGR active seats) • Dark metallic Hexagon trim inserts • Chrome-effect interior door handles Pedals: • Sports, alloy-effect Headlining: • Dark fabric			●					

● = Standard equipment.

FEATURES/OPTIONS

INTERIOR STYLING CONTINUED

	Design/ Design Nav	SRi/ SRi Nav	SRi VX-Line Nav	Tech Line Nav	Elite Nav	GSi Nav	Price (£) exc. VAT	Price (£) inc. VAT
Tech Line Nav/Elite Nav interior décor Steering wheel: <ul style="list-style-type: none">• Three-spoke design • Leather-covered • Satin chrome-effect bezel Facia and door trim: <ul style="list-style-type: none">• Black facia • Black door panels with black leather-effect inserts• Dark silver Agate trim inserts • Chrome-effect interior door handles Headlining: <ul style="list-style-type: none">• Light fabric				●	●			
GSi Nav interior décor Steering wheel: <ul style="list-style-type: none">• Three-spoke VX-Line design, flat bottom • Leather-covered, perforated • Electrically heated • Satin chrome-effect bezel• Paddle shift on automatic models Facia and door trim: <ul style="list-style-type: none">• Black facia • Silver air vent surrounds • Black door panels with black leather-effect inserts• Dark metallic Hexagon trim inserts • Chrome-effect interior door handles Pedals: <ul style="list-style-type: none">• Sports, alloy-effect Headlining: <ul style="list-style-type: none">• Dark fabric Floor mats: <ul style="list-style-type: none">• Velour, front and rear						●		

● = Standard equipment.

FEATURES/OPTIONS

SEATING AND COMFORT

	Design/ Design Nav	SRI/ SRI Nav	SRI VX-Line Nav	Tech Line Nav	Elite Nav	GSI Nav	Price (£) exc. VAT	Price (£) inc. VAT
Cloth front seats Driver’s seat (eight-way adjustable): • Height • Reach • Backrest • Head restraint Front passenger’s seat (six-way adjustable): • Reach • Backrest • Head restraint Seat trim: • Milano fabric seat trim inserts • Plain black fabric side bolsters	●							
Cloth front seats Ergonomic active driver’s seat (16-way adjustable): • Height • Reach • Tilt • Backrest • Lumbar adjustment (four-way electrical) • Head restraint (four-way) Front passenger’s seat (eight-way adjustable): • Reach • Backrest • Head restraint (four-way) Seat trim: • Monita fabric seat trim inserts • Black Premium leather effect side bolsters				●				
Ergonomic active front seats (AGR-approved*) Driver’s seat (18-way adjustable): • Height • Reach • Tilt • Backrest • Seat cushion extension • Lumbar adjustment (four-way electrical) • Head restraint (four-way) Front passenger’s seat (eight-way adjustable): • Reach • Backrest • Head restraint (four-way) Seat trim: • Monita fabric seat trim inserts • Black Premium leather effect side bolsters		●	●					

*AGR (The Campaign for Healthier Backs) is an independent centre of excellence for ergonomics, based in Germany.

● = Standard equipment.

FEATURES/OPTIONS

SEATING AND COMFORT CONTINUED

	Design/ Design Nav	SRI/ SRI Nav	SRI VX-Line Nav	Tech Line Nav	Elite Nav	GSI Nav	Price (£) exc. VAT	Price (£) inc. VAT
Ergonomic active front seats (AGR-approved*) Driver's and front passenger's seat (18-way adjustable): • Height • Reach • Tilt • Backrest • Seat cushion extension • Lumbar adjustment (four-way electrical) • Head restraint (four-way) • Heated front seats Seat trim: • Black Siena perforated leather seat trim inserts • Black Premium leather effect side bolsters		○	○	○	●		962.50	1,155.00
Premium ergonomic active front seats (AGR-approved*) Driver's and front passenger's seat (14-way adjustable): • Height (electrical) • Reach (electrical) • Tilt (electrical) • Backrest (electrical) • Seat cushion extension • Lumbar adjustment (four-way electrical) • Massage functions • Active ventilation • Pneumatically adjustable backrest side bolsters • Driver's seat memory function, including door mirrors • Heated front seats • Heated outer rear seats • FlexFold 40/20/40 split-folding rear seat back Seat trim: • Black Siena perforated leather seat trim inserts • Black Premium leather effect side bolsters						●		
• 60/40 split-folding rear seat back	●			●				
• FlexFold 40/20/40 split-folding rear seat back with one-touch release		●	●		●	●		
• Centre rear armrest		●	●		●	●		

*AGR (The Campaign for Healthier Backs) is an independent centre of excellence for ergonomics, based in Germany.

● = Standard equipment. ○ = Optional at extra cost.

FEATURES/OPTIONS

INFOTAINMENT

	Design/ Design Nav	SRI/ SRI Nav	SRI VX-Line Nav	Tech Line Nav	Elite Nav	GSi Nav	Price (£) exc. VAT	Price (£) inc. VAT
Multimedia touchscreen infotainment system Onboard features: <ul style="list-style-type: none">• 7-inch colour touchscreen featuring tablet-like controls including swipe gestures• DAB digital radio/AM/FM stereo radio • RDS with Traffic Programme Media connections: <ul style="list-style-type: none">• USB connection with iPod control in front centre armrest • Bluetooth® A2DP audio streaming (Advanced Audio Distribution Profile) Mobile phone portal: <ul style="list-style-type: none">• Bluetooth® connectivity • Handsfree calls via steering wheel controls • Vehicle microphone• Phone book access – Contacts/last calls/missed calls etc. are mirrored on Multimedia display and are easily navigated using the touchscreen (features dependent on mobile phone). Smartphone interface: <ul style="list-style-type: none">• Apple CarPlay™ • Android Auto™	●	●						
Multimedia Navi touchscreen navigation and infotainment system Onboard features: <ul style="list-style-type: none">• 7-inch colour touchscreen • DAB digital radio/AM/FM stereo radio with 36 station presets • RDS with Traffic Programme Navigation features: <ul style="list-style-type: none">• Satellite navigation system Media connections: <ul style="list-style-type: none">• USB connection with iPod control • Bluetooth® A2DP audio streaming (Advanced Audio Distribution Profile) Mobile phone portal: <ul style="list-style-type: none">• Bluetooth® connectivity • Handsfree calls via steering wheel controls • Vehicle microphone• Phone book access – Contacts/last calls/missed calls etc. are mirrored on display and are easily navigated using the touchscreen (features dependent on mobile phone). Smartphone interface: <ul style="list-style-type: none">• Apple CarPlay™ • Android Auto™ Traffic sign recognition: <ul style="list-style-type: none">• Recognises different road signs, including temporary speed restrictions • Displays reminder in the driver information centre			●	●				

● = Standard equipment.

FEATURES/OPTIONS

INFOTAINMENT CONTINUED





	Design/ Design Nav	SRI/ SRI Nav	SRI VX-Line Nav	Tech Line Nav	Elite Nav	GSi Nav	Price (£) exc. VAT	Price (£) inc. VAT
Multimedia Navi Pro touchscreen navigation and infotainment Pack (standard on 1.6 (200PS) Automatic models) Onboard features: <ul style="list-style-type: none">• 8-inch colour touchscreen featuring tablet-like controls including swipe gestures• DAB digital radio/AM/FM stereo radio• RDS with Traffic Programme• 60 configurable favourites including contacts, addresses, playlists and radio stations• Voice control for audio, phone and navigation functions• Stores up to 5 user profiles for simple retrieval Navigation features: <ul style="list-style-type: none">• Satellite navigation system• Integrated 3D European navigation with Traffic Message Channel TMC/TPEG• Connected navigation services¹ such as predictive navigation and live traffic alerts, parking information, online map updates, routing and POI search Media connections: <ul style="list-style-type: none">• USB connection with iPod control in front centre armrest• Bluetooth® A2DP audio streaming (Advanced Audio Distribution Profile) Mobile phone portal: <ul style="list-style-type: none">• Bluetooth® connectivity• Handsfree calls via steering wheel controls• Voice control support from connected phone• Phone book access – Contacts/last calls/missed calls etc. are mirrored on Multimedia display and are easily navigated using the touchscreen (features dependent on mobile phone).• SMS read out and reply Instrumentation: <ul style="list-style-type: none">• 8-inch colour display incorporating speedometer and supplementary audio, phone and navigation information (standard on 1.6 (200PS) Automatic models) Smartphone interface: <ul style="list-style-type: none">• Apple CarPlay™• Android Auto™ Traffic sign recognition: <ul style="list-style-type: none">• Recognises different road signs, including temporary speed restrictions• Displays reminder in the driver information centre								
Seven speakers (five front, two rear)	●	●	●	●	●	●		
Wireless charger for mobile devices (Maximum device dimensions 75.7 x 23.6mm. Not suitable for Samsung Galaxy S8, S8 plus models).	○	○	○	○	●	●	133.33	160.00

¹Requires acceptance of Telenav end user licence agreement and consent to the use of personal data as set out in the Telenav privacy policy.

● = Standard equipment. ○ = Optional at extra cost.

FEATURES/OPTIONS

HEATING AND VENTILATION

	Design/ Design Nav	SRI/ SRI Nav	SRI VX-Line Nav	Tech Line Nav	Elite Nav	GSI Nav	Price (£) exc. VAT	Price (£) inc. VAT
Air conditioning • Air recirculation facility • Cabin particulate filter – Removes dust, airborne particles and pollen. • Multi-speed fan • Illuminated controls • Rear floor heating ducts	●							
Electronic climate control including air conditioning • Dual-zone control – Allowing different temperature settings for driver and front passenger. • Automatic front seat heating – On models ordered with Winter Pack or leather trim, front seat heating is switched on automatically to help achieve the requested interior temperature. • Advanced predictive logic control system using sun and humidity sensors • Partial air recirculation – Faster warm up/cool down. • Cabin particulate filter – Removes dust, airborne particles and pollen. • Automatic air direction and fan speed with manual override • LCD temperature display • Illuminated controls • Rear floor heating ducts		●	●	●	●	●		
Winter Pack One – models with cloth trim 		○		○			675.00	810.00
• Heated leather-covered steering wheel • Heated front seats – Three temperature settings. • Heated windscreen								
Winter Pack Two – models with leather trim 		○		○	○		458.33	550.00
• Heated leather-covered steering wheel • Heated windscreen								
Winter Pack Three – models with leather trim 			○			○	208.33	250.00
• Heated windscreen								
Winter Pack Four – models with cloth trim 			○				341.67	410.00
• Heated front seats – Three temperature settings. • Heated windscreen								

● = Standard equipment. ○ = Optional at extra cost.

FEATURES/OPTIONS

INTERIOR CONVENIENCE/LIGHTING

	Design/ Design Nav	SRI/ SRI Nav	SRI VX-Line Nav	Tech Line Nav	Elite Nav	GSi Nav	Price (£) exc. VAT	Price (£) inc. VAT
Convenience features Automatically dimming anti-dazzle rear-view mirror.		●	●	●	●	●		
Premium ambient lighting • Driver’s and front passenger’s LED illuminated vanity mirrors with flip-up covers • Ambient LED lighting in front doors and below audio unit		●	●	●	●	●		
Interior storage • Storage pockets on front seat backs		●	●	●	●			
Luggage compartment 12-volt electrical accessory socket (Sports Tourer models)		●	●	●	●	●		
FlexOrganiser® Pack • Four side rails • 3D storage net • Side net pocket • Four side rail hooks						●		

EXTERIOR LIGHTING

Standard lighting features • Automatic lighting control with tunnel detection		●	●	●	●	●		
Front fog lights		●	●		●			

● = Standard equipment.

FEATURES/OPTIONS

EXTERIOR LIGHTING CONTINUED

	Design/ Design Nav	SRi/ SRi Nav	SRi VX-Line Nav	Tech Line Nav	Elite Nav	GSi Nav	Price (£) exc. VAT	Price (£) inc. VAT
<p>IntelliLux LED® Matrix headlights</p> <p>IntelliLux LED® Matrix headlights work with the standard Driving Assistance Pack One incorporating front camera system, to provide outstanding lighting performance and enhanced safety. Each headlight features a matrix of 16 individual LED lights. These lights replace both the dipped beam and main beam functions. Each LED illuminates a separate part of the road ahead meaning that by automatically switching lights on and off, illumination is varied to suit traffic and road conditions.</p> <p>The IntelliLux system calculates which LED lights are activated and deactivated using additional data such as ambient light conditions, vehicle speed, steering angle and when the indicators are used. For example, when the front camera system detects an oncoming vehicle, the individual LED lights that would dazzle the oncoming driver are automatically switched off and then switched back on once the vehicle has passed. All other areas remain fully illuminated.</p>					●	●		
<p>Every type of driving environment has been considered:</p> <ul style="list-style-type: none">• Urban light – With street lighting and speeds up to 34mph, the system automatically enhances the dipped beam function.• Highway light – The system recognises when the car is on a dual carriageway or motorway. At higher speeds the light distribution on the right is reduced to minimise glare from the crash barriers whilst the left-side beam is lengthened.• Country light – As speeds increase, so does the lighting’s performance, illuminating the nearside of the road.• Static Cornering light – At lower speeds corners and bends are illuminated to match steering inputs.• Parking light – When reversing, additional side-facing lights are activated in the headlights.• Tourist mode – The lighting pattern can be adjusted when travelling abroad.• Energy saving mode – The IntelliLux LED® Matrix system goes into energy saving mode when the engine is automatically stopped.• Dipped beam, main beam and dynamic lighting: 32 electronically controlled LED lights (16 per headlight)• Intelligent main beam control • Automatic headlight levelling								
<p>Sight and Light Pack</p> <ul style="list-style-type: none">• Automatic lighting control with tunnel detection • Rain-sensitive windscreen wipers• Automatically dimming anti-dazzle rear-view mirror • High beam assist		●	●	●	●	●		

● = Standard equipment.

FEATURES/OPTIONS

EXTERIOR CONVENIENCE

	Design/ Design Nav	SRI/ SRI Nav	SRI VX-Line Nav	Tech Line Nav	Elite Nav	GSI Nav	Price (£) exc. VAT	Price (£) inc. VAT
Windscreen wipers • Rain-sensitive windscreen wipers		●	●	●	●	●		
• Intermittent rear window wash/wipe (Grand Sport models)	N/C	N/C	N/C	N/C	N/C	N/C	No-cost option	
Door mirrors • Electrically foldable door mirrors with puddle lights – Fitted as part of Driving Assistance Pack Four. Not available separately.		□	□	□	□	●		
Windows • Dark-tinted rear windows					●	●		
Roof rails (Sports Tourer models) • Black	●							
• Silver-effect		●	●	●	●	●		

● = Standard equipment. □ = Available as part of an extra-cost option pack. N/C = No-cost option.


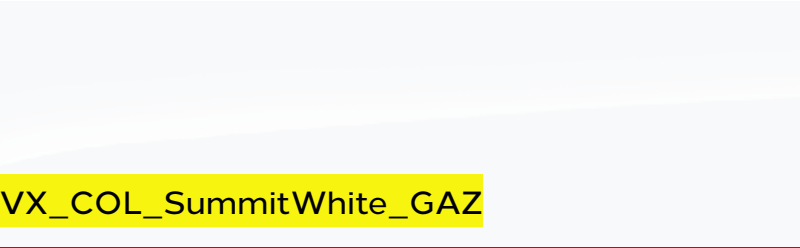


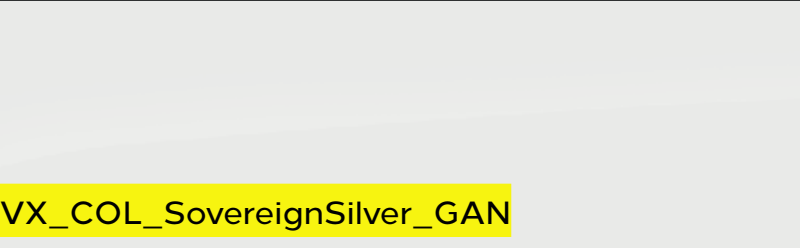

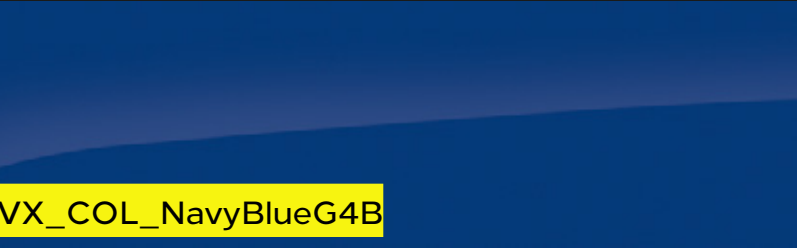
FEATURES/OPTIONS

EXTERIOR STYLING

	Design/ Design Nav	SRI/ SRI Nav	SRI VX-Line Nav	Tech Line Nav	Elite Nav	GSi Nav	Price (£) exc. VAT	Price (£) inc. VAT
Body styling		●	●					
• Rear spoiler (Grand Sport models)								
• Matt black B-pillars	●							
• Gloss black B-pillars		●	●	●	●	●		
• Matt black lower window trim	●	●	●					
• Gloss black lower window trim				●	●	●		
• GSi front and rear bumpers and side sills						●		
• GSi rear spoiler (Grand Sport models)						●		
• Dual visible exhaust tailpipes (Grand Sport 1.6 (200PS) Turbo and 2.0 (210PS) BiTurbo D models) – Not available on 1.5 (165PS) Petrol, 1.6 (110/136PS) and 2.0 (170PS) Diesel Grand Sport Models).			●		●			
• Dual integrated exhaust tailpipes						●		
• Dual imitation exhaust bezels (Sports Tourer 1.6 (200PS) Turbo and 2.0 (210PS) BiTurbo D models – Not available on 1.5 (165PS) Petrol, 1.6 (110/136PS) and 2.0 (170PS) Diesel Sports Tourer Models).			●		●			
VX-Line Styling Pack			●					
• Sports-style front and rear bumpers • Side sills • Rear spoiler (Grand Sport models) • Dual imitation exhaust bezels (Sports Tourer models) – Not available on 1.5 (165PS) Petrol, 1.6 (110/136PS) and 2.0 (170PS) Diesel models).								

● = Standard equipment.



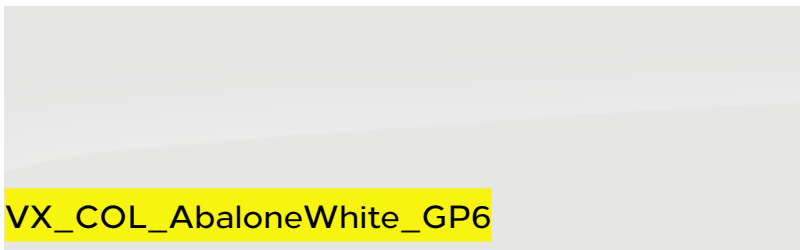
EXTERIOR COLOURS

			Design/ Design Nav	SRI/ SRI Nav	SRI VX-Line Nav	Tech Line Nav	Elite Nav	GSi Nav	Price (£) exc. VAT	Price (£) inc. VAT
Solid	 VX_COL_AegeanBlue_G71	Aegean Blue <ul style="list-style-type: none">• Not available on Grand Sport SRI/SRI Nav models	●	●		●	●			
	 VX_COL_SummitWhite_GAZ	Summit White <ul style="list-style-type: none">• Standard colour on Grand Sport SRI/SRI Nav models	○	●	●	○	○	●		
Brilliant	 VX_COL_LavaRed_GG2_GG7	Lava Red	○	○	○	○	○	○	237.50	285.00
	 VX_COL_SatinSteelGrey_GZM	Satin Steel Grey metallic <ul style="list-style-type: none">• Not available on GSi Nav models	○	○	○	○	○	○	504.17	605.00
Two-coat	 VX_COL_SovereignSilver_GAN	Sovereign Silver metallic								
	 VX_COL_MineralBlack_GBO_GB9	Mineral Black metallic	○	○	○	○	○	○	504.17	605.00
	 VX_COL_NavyBlueG4B	Navy Blue metallic								

The colours reproduced may vary slightly from the actual paint colour. As a result they should be used as a guide only. Your Vauxhall Retailer has a comprehensive display of our paint samples.

● = Standard equipment. ○ = Optional at extra cost.



EXTERIOR COLOURS

				Design/ Design Nav	SRI/ SRI Nav	SRI VX-Line Nav	Tech Line Nav	Elite Nav	GSi Nav	Price (£) exc. VAT	Price (£) inc. VAT	
Two-coat	 VX_COL_DarkmoonBlue_GDX	Darkmoon Blue premium	 VX_COL_RiojaRed_G0Y		<input type="radio"/>	<input type="radio"/>	<input type="radio"/>	<input type="radio"/>	<input type="radio"/>		545.83	655.00
Tri-coat	 VX_COL_AbaloneWhite_GP6	Abalone White Premium			<input type="radio"/>	<input type="radio"/>	<input type="radio"/>	<input type="radio"/>	<input type="radio"/>	<input type="radio"/>	729.17	875.00

The colours reproduced may vary slightly from the actual paint colour. As a result they should be used as a guide only. Your Vauxhall Retailer has a comprehensive display of our paint samples.





☐ = **Optional at extra cost.**

WHEELS AND TYRES

	Design/ Design Nav	SRI/ SRI Nav	SRI VX-Line Nav	Tech Line Nav	Elite Nav	GSI Nav	Price (£) exc. VAT	Price (£) inc. VAT
Steel emergency spare wheel offer – 16-inch/17-inch								
1.5 (140PS) Turbo (Grand Sport/Sports Tourer 16-inch)	O							
1.5 (165PS) Turbo/1.5 (165PS) Turbo auto (Grand Sport 16-inch/Sports Tourer 17-inch)	O	O	O	O	O			
1.6 (200PS) Turbo D auto (Grand Sport/Sports Tourer 17-inch)			O		O			
1.6 (110PS) Turbo D ecoTEC (Grand Sport/Sports Tourer 16-inch)	O	O		O	O		91.67	110.00
1.6 (136PS) Turbo D (Grand Sport 16-inch/Sports Tourer 17-inch)	O	O	O	O	O			
1.6 (136PS) Turbo D auto (Grand Sport/Sports Tourer 16-inch)	O	O	O	O	O			
2.0 (170PS) Turbo D BlueInjection manual/auto (Grand Sport/Sports Tourer 17-inch)	O	O	O	O	O			
<div><div>VX_INS_26539</div></div> <div>17-inch bi-colour structure wheels<ul style="list-style-type: none">• 215/55 R 17 ultra-low rolling resistance tyres (1.6 diesel engines)• Emergency tyre inflation kit (in lieu of spare wheel)</div>	●							
<div><div>VX_INS_26540</div></div> <div>17-inch five twin-spoke alloy wheels<ul style="list-style-type: none">• 215/55 R 17 ultra-low rolling resistance tyres (1.6 diesel engines)• 225/55 R 17 tyres (excluding 1.6 diesel engines)• Emergency tyre inflation kit (in lieu of spare wheel)</div>		●		●				
• All models excluding 1.6 diesel	●							
• 1.6 diesel manual models only. Not available with other models.			●		●			

● = Standard equipment. O = Optional at extra cost.

WHEELS AND TYRES

	Design/ Design Nav	SRI/ SRI Nav	SRI VX-Line Nav	Tech Line Nav	Elite Nav	GSi Nav	Price (£) exc. VAT	Price (£) inc. VAT
<div><div>VX_INS_26434</div></div> <div>18-inch five-spoke alloy wheels<ul style="list-style-type: none">• 245/45 R 18 ultra-low rolling resistance tyres• Emergency tyre inflation kit (in lieu of spare wheel)• Not available on 1.6 diesel manual models</div>			●					
<div><div>VX_INS_28617_RD1</div></div> <div>18-inch multi-spoke bi-colour technical grey diamond-cut alloy wheels<ul style="list-style-type: none">• 245/55 R 18 ultra-low rolling resistance tyres• Emergency tyre inflation kit (in lieu of spare wheel)• Not available on 1.6 diesel manual models</div>		○		○	●		420.83	505.00
<div><div>VX_INS_26436</div></div> <div>20-inch five twin-spoke bi-colour high gloss black alloy wheels<ul style="list-style-type: none">• 245/35 R 20 tyres• Emergency tyre inflation kit (in lieu of spare wheel)• Only available as an option on 2.0 (170PS) Turbo D models</div>		○		○			829.17	995.00
			○		○		733.33	880.00
<div></div> <div>• Standard on 1.6 (200PS) Turbo and 2.0 (210PS) BiTurbo D models</div>			●		●			
<div><div>VX_INS_27954_RQA</div></div> <div>20-inch bi-colour five twin-spoke alloy wheels<ul style="list-style-type: none">• 245/35 R 20 Michelin Pilot Sport 4S tyres• Emergency tyre inflation kit (in lieu of spare wheel)</div>						●		

● = Standard equipment. ○ = Optional at extra cost.

PERFORMANCE, FUEL ECONOMY AND EMISSIONS

GRAND SPORT	Performance (manufacturer's figures)			Fuel economy mpg (litres/100km)*		CO ₂ emissions g/km*	Vehicle Excise Duty**		Benefit in kind company car taxation rates – 2019/20 tax year
	Wheel size (inches)	Maximum speed (mph)	Acceleration 0-60mph (sec)	Combined Low	Combined High		First year rate	Standard rate	
Manual									
1.5 (140PS) Turbo	17/18	130	9.3	40.9 (6.9)	45.6 (6.2)	129	£170	£145	29%
1.5 (165PS) Turbo	17	138	8.4	40.4 (7.0)	44.8 (6.3)	129	£170	£145	29%
1.5 (165PS) Turbo (with ULRR tyres)	18	138	8.4	40.4 (7.0)	44.8 (6.3)	126	£170	£145	29%
1.6 (200PS) Turbo	20	146	7.2	39.2 (7.2)	42.2 (6.7)	145	£210	£145	33%
1.6 (110PS) Turbo D ecoTEC (with ULRR tyres)	17	127	11.1	54.3 (5.2)	57.7 (4.9)	116	£210	£145	31%
1.6 (136PS) Turbo D (with ULRR tyres)	17	131	9.9	49.6 (5.7)	54.3 (5.2)	121	£210	£145	32%
2.0 (170PS) Turbo D	17	140	8.2	47.1 (6.0)	51.4 (5.5)	141	£530	£145	37%
2.0 (170PS) Turbo D (with ULRR tyres)	18	140	8.2	47.1 (6.0)	51.4 (5.5)	138	£530	£145	37%
2.0 (170PS) Turbo D	20	140	8.2	47.1 (6.0)	51.4 (5.5)	144	£530	£145	37%
Automatic									
1.5 (165PS) Turbo	17	135	8.8	37.7 (7.5)	40.9 (6.9)	138	£210	£145	31%
1.5 (165PS) Turbo (with ULRR tyres)	18	135	8.8	37.7 (7.5)	40.9 (6.9)	135	£210	£145	31%
1.6 (200PS) Turbo	20	144	7.5	36.7 (7.7)	39.2 (7.2)	153	£530	£145	34%
1.6 (136PS) Turbo D (with ULRR tyres)	17/18	127	10.2	44.8 (6.3)	48.7 (5.8)	137	£530	£145	35%
2.0 (170PS) Turbo D	17	139	8.4	42.8 (6.6)	46.3 (6.1)	146	£530	£145	37%
2.0 (170PS) Turbo D (with ULRR tyres)	18	139	8.4	42.8 (6.6)	46.3 (6.1)	144	£530	£145	37%
2.0 (170PS) Turbo D	20	139	8.4	42.8 (6.6)	46.3 (6.1)	147	£530	£145	37%
2.0 (210PS) BiTurbo D 4X4 (exc. GSi Nav)	20	145	7.4	36.2 (7.8)	39.2 (7.2)	184	£1280	£145	37%
2.0 (210PS) BiTurbo D 4X4 GSi Nav	20	145	7.4	36.7 (7.7)	37.2 (7.6)	187	£1280	£145	37%

ULRR = Ultra-low rolling resistance.

[#]Fuel consumption figures are determined according to the WLTP test cycle. Full data relating to WLTP test cycles can be found at: www.vauxhall.co.uk/wltp

^{*}CO₂ emissions figures are determined according to the WLTP test cycle however, a Government formula is then applied to translate these figures back to what they would have been under the outgoing NEDC test cycle, which WLTP replaces. The correct tax treatment is then applied.

Figures are intended for comparability purposes only. The fuel consumption you achieve under real life driving conditions and CO₂ produced will depend upon a number of factors, including the accessories fitted after registration, variations in driving styles, weather conditions and vehicle load. Only compare fuel consumption and CO₂ with other vehicles tested using the same technical procedures. For more information contact your local Vauxhall Retailer.

^{**}Correct at time of publication.

PERFORMANCE, FUEL ECONOMY AND EMISSIONS

SPORTS TOURER	Performance (manufacturer's figures)			Fuel economy mpg (litres/100km)#		CO ₂ emissions g/km*	Vehicle Excise Duty**		Benefit in kind company car taxation rates – 2019/20 tax year
	Wheel size (inches)	Maximum speed (mph)	Acceleration 0-60mph (sec)	Combined Low	Combined High		First year rate	Standard rate	
Manual									
1.6 (110PS) Turbo D ecoTEC (with ULRR tyres)	17	126	10.9	52.3 (5.4)	55.4 (5.1)	121	£210	£145	32%
1.6 (136PS) Turbo D (with ULRR tyres)	17	129	10.1	47.9 (5.9)	52.3 (5.4)	125	£210	£145	33%
2.0 (170PS) Turbo D	17	139	8.4	45.6 (6.2)	50.4 (5.6)	145	£530	£145	37%
2.0 (170PS) Turbo D (with ULRR tyres)	18	139	8.4	45.6 (6.2)	50.4 (5.6)	142	£530	£145	37%
2.0 (170PS) Turbo D	20	139	8.4	45.6 (6.2)	50.4 (5.6)	148	£530	£145	37%
Automatic									
2.0 (170PS) Turbo D	17	137	8.6	41.5 (6.8)	45.6 (6.2)	148	£530	£145	37%
2.0 (170PS) Turbo D (with ULRR tyres)	18	137	8.6	41.5 (6.8)	45.6 (6.2)	147	£530	£145	37%
2.0 (170PS) Turbo D	20	137	8.6	41.5 (6.8)	45.6 (6.2)	150	£530	£145	37%
2.0 (210PS) BiTurbo D 4X4 (exc. GSi Nav)	20	144	7.5	35.8 (7.9)	38.7 (7.3)	187	£1280	£145	37%
2.0 (210PS) BiTurbo D 4X4 GSi Nav	20	144	7.5	35.3 (8.0)	36.7 (7.7)	188	£1280	£145	37%

ULRR = Ultra-low rolling resistance.

[#]Fuel consumption figures are determined according to the WLTP test cycle. Full data relating to WLTP test cycles can be found at: www.vauxhall.co.uk/wltp


^{*}CO₂ emissions figures are determined according to the WLTP test cycle however, a Government formula is then applied to translate these figures back to what they would have been under the outgoing NEDC test cycle, which WLTP replaces. The correct tax treatment is then applied.

Figures are intended for comparability purposes only. The fuel consumption you achieve under real life driving conditions and CO₂ produced will depend upon a number of factors, including the accessories fitted after registration, variations in driving styles, weather conditions and vehicle load. Only compare fuel consumption and CO₂ with other vehicles tested using the same technical procedures. For more information contact your local Vauxhall Retailer.

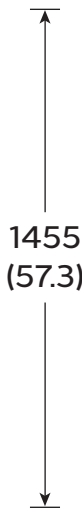
^{**}Correct at time of publication.

DIMENSIONS


Loadspace Dimensions	Grand Sport	Sports Tourer
Load floor length (rear seats folded)	1940 (76.4)	2005 (78.9)
Load floor length (behind rear seats)	1133 (44.6)	1178 (46.3)
Load area width	1030 (40.5)	1030 (40.5)
Load area height	722 (28.4)	794 (31.2)
Tailgate aperture height	557 (21.9)	711 (28.0)
Luggage Capacities* litres (cu.ft.)		
Rear seat up (under luggage compartment cover)	490 (17.3)	560 (19.8)
Rear seat down (measured to roof)	1450 (51.1)	1665 (58.8)



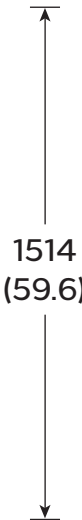
1863 (73.3)
excluding door mirrors
2093 (82.4)
including door mirrors



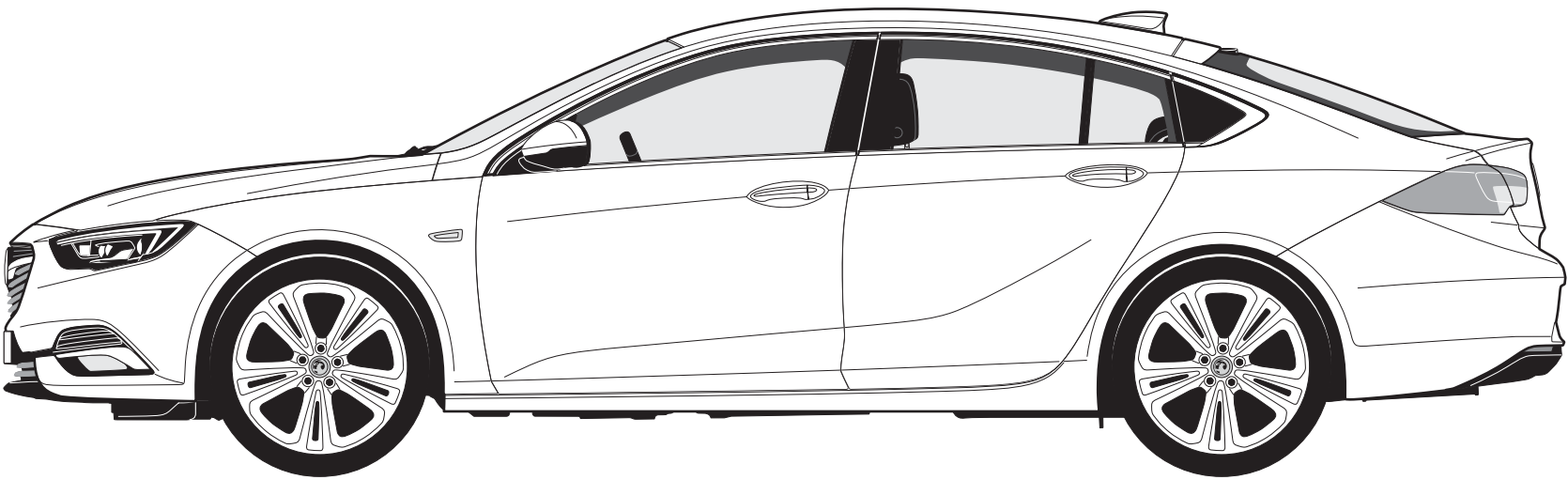
1455
(57.3)



1863 (73.3)
excluding door mirrors
2093 (82.4)
including door mirrors

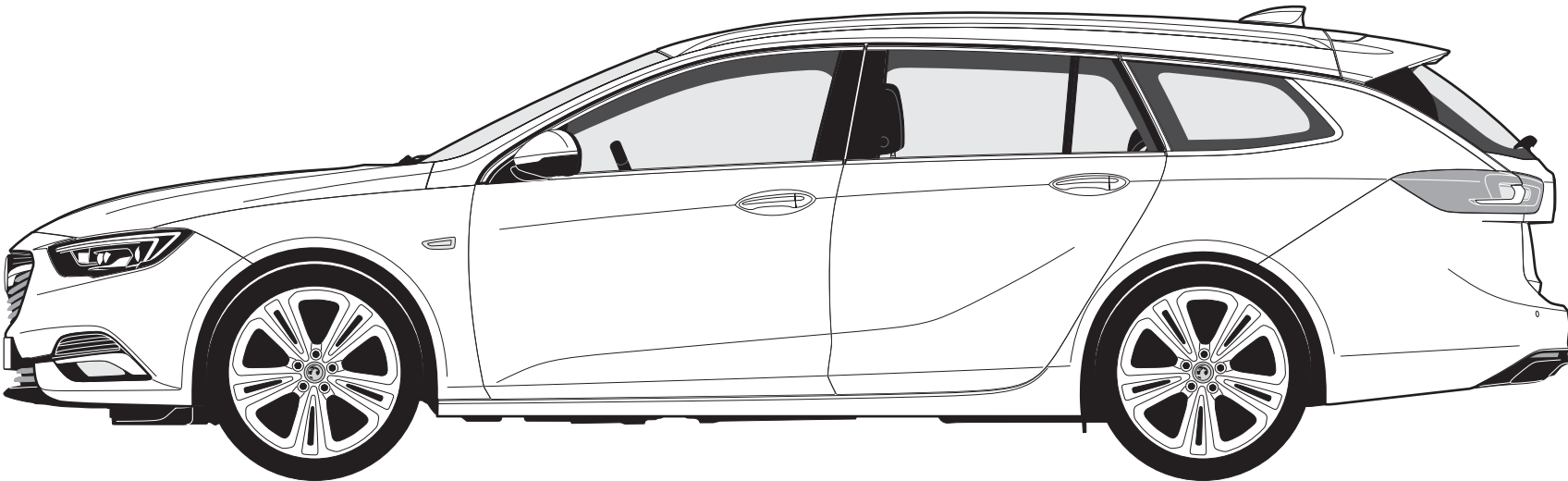


1514
(59.6)



990 (39.0) 2829 (111.4) 1078 (42.4)
4897 (192.8)

GRAND SPORT



990 (39.0) 2829 (111.4) 1167 (46.0)
4986 (196.3)

SPORTS TOURER

All measurements are in mm (inches) unless stated otherwise.
*Measured using the ECIE method. When a spare wheel is specified loadspace capacity is reduced due to a raised luggage compartment floor.

SPECIFICATIONS

Weights and Towing Data kg				
	Gross vehicle weight		Maximum towing weights	
	Trailer with brakes (without brakes)			
	Grand Sport	Sports Tourer	Grand Sport	Sports Tourer
1.5 (140PS) Turbo	2015	–	1405 (700)	–
1.5 (165PS) Turbo	2015	–	1405 (700)	–
1.5 (165PS) Turbo automatic	2040	–	1405 (700)	–
1.6 (200PS) Turbo	2090	2130	1410 (730)	1410 (750)
1.6 (200PS) Turbo automatic	2110	2165	1410 (730)	1410 (750)
1.6 (110PS) Turbo D ecoTEC	2035	2125	1405 (720)	1405 (750)
1.6 (136PS) Turbo D	2070	2140	1405 (730)	1405 (750)
1.6 (136PS) Turbo D automatic (inc. Sports Tourer)	2095	2165	1300 (730)	1300 (750)
2.0 (170PS) Turbo D	2185	2240	1950 (750)	1950 (750)
2.0 (170PS) Turbo D automatic	2220	2270	1700 (750)	1700 (750)
2.0 (210PS) BiTurbo D 4X4	2340	2390	1805 (750)	1805 (750)

Gross vehicle weight is the total permissible weight of the vehicle including passengers and their luggage. **The maximum roof rack loading** should not exceed 100kg on all models. **The maximum towing weights** are based on the ability of the car, with two occupants of 75kg each, to restart on a 12% gradient, which is approximately 1 in 8.3, at sea level. The permitted trailer load applies up to the specified incline and up to an altitude of 1000 metres above sea level. The permissible gross train weight decreases by 10% for every 1000 metres of additional altitude. Any extra weight, such as luggage or additional passengers, should be deducted from the maximum towing weight. With a trailer fully loaded, maximum noseweight should not exceed 60kg (75kg on Sports Tourer models, 90kg on 2.0 (170PS) Turbo D and 2.0 (210PS) BiTurbo 4x4 models). Always fit Vauxhall towing attachments and accessories available from your Vauxhall Retailer. They are designed specifically for Vauxhall models and carry a 12-month guarantee. During trailer towing do not exceed a maximum speed of 60mph. This speed limit is also applicable in countries with higher permitted speeds for trailer-vehicle combinations. Pay attention to the local speed limits. For trailers with low driving stability and caravans the use of an oscillation damper is strongly recommended.

SPECIFICATIONS

Transmission

Six-speed manual gearbox
Petrol engines: 1.5 (140PS) Turbo, 1.5 (165PS) Turbo and 1.6 (200PS) Turbo models
Diesel engines: 1.6 (110/136PS) Turbo D and 2.0 (170PS) Turbo D models

Automatic transmission with ActiveSelect®
Six-speed automatic transmission:
Optional at extra cost on 1.5 (165PS) Turbo/ 1.6 (200PS) Turbo/1.6 (136PS) Turbo D models.

Eight-speed automatic transmission:
Standard on 2.0 (210PS) BiTurbo D 4X4.

The latest generation automatic transmissions available on Insignia, incorporating Start/Stop technology, offer improved fuel economy and refinement over previous versions. On the road, a wide selection of shift patterns is adapted to the style and habits of the driver, anticipating when maximum acceleration or maximum efficiency is required. The electronic control will also adapt to the prevailing road conditions, reducing gear shifting when climbing or descending and using engine braking assistance during down changes.

The ActiveSelect® manual mode allows the gear lever to be used like a sequential manual gearbox – you simply push the lever forward or back to change up or down the gears. The eight-speed transmission includes a range of driver-selectable modes.

Four-wheel drive system
Standard on Elite Nav 2.0 (210PS) BiTurbo D 4X4, GSi Nav models. The sophisticated four-wheel drive system replaces the conventional rear axle differential with two electronically controlled clutches which allows Insignia to take advantage of the latest torque vectoring technology. This ensures that torque is directed to the wheels with the greatest grip, thus improving handling in all conditions and traction in slippery conditions.

Braking and stability

- Electronic Stability Programme (ESP)
- Cornering brake control
- Straight line stability control
- Rollover mitigation
- Drag torque control
- Hill start assist
- Anti-lock Braking System (ABS)
- Emergency brake assist
- Fading brake support
- Electronic brakeforce distribution
- Adaptive brake lights

1.5 (140PS/165PS) Turbo
Front ventilated discs: 300mm diameter
Rear discs: 288mm diameter

1.6 (110PS) Turbo D
Front ventilated discs: 300mm diameter
Rear discs: 288mm diameter

1.6 (136PS) Turbo D
Front ventilated discs: 321mm diameter
Rear discs: 288mm diameter

1.6 (200PS) Turbo
Front ventilated discs: 300mm diameter
Rear discs: 288mm diameter

2.0 (170PS) Turbo D
Front ventilated discs: 321mm diameter
Rear ventilated discs: 315mm diameter

2.0 (210PS) BiTurbo D 4X4 (excluding GSi Nav)
Front ventilated discs: 321mm diameter
Rear ventilated discs: 315mm diameter

2.0 (210PS) BiTurbo D 4X4 GSi Nav
Front ventilated discs: 345mm diameter
Rear ventilated discs: 315mm diameter

Suspension

Front: Independent. Lightweight MacPherson struts with gas-pressure dampers and coil springs. Anti-roll bar.

Rear: Lightweight multi-link (FWD – 4-link; 4X4 – 5-link) with rising-rate mini-block coil springs and gas-pressure dampers. Anti-roll bar.

- GSi Nav models feature an uprated sports chassis with lower ride height and specially tuned dampers

FlexRide (Adaptive Stability Technology) system
FlexRide offers drivers the choice of four distinct driving modes – Normal (default setting), Sport, Tour and Competition mode.

- Sport mode: This stiffens the car’s suspension and sharpens steering and throttle responses. It also raises the threshold at which the ESP and traction control systems are activated, enhancing dynamic performance
- Tour mode: Ideal for long motorway journeys, the Tour mode adjusts the dampers to a softer setting to create a perceptibly smoother ride and further enhance Insignia’s ride comfort
- Continuous damping control: Utilises data from up to 11 variables including acceleration, braking and cornering to constantly control the suspension for optimum stability, driver engagement and comfort. Operates in all three driving modes

Body

Aerodynamic drag co-efficient:
Cd 0.26

Steering
• Speed-sensitive electric power-assisted steering

• Turning circle (kerb-to kerb):
– 11.15m (36.6ft.)

Fuel Tank Capacity
62 litres (13.6 gallons)

Adblue Tank Capacity
15 litres (3.3 gallons)

PETROL ENGINES

Engine	1.5 (140PS) Turbo with Start/Stop	1.5 (165PS) Turbo with Start/Stop	1.6 Turbo (200PS) with Start/Stop
Capacity	1490cc	1490cc	1598cc
Maximum power	140PS (103kW) @ 5600rpm	165PS (121kW) @ 5600rpm	200PS (147kW) @ 4700-5500rpm
Maximum torque	250Nm (184 lb.ft.) @ 2000-4100rpm	250Nm (184 lb.ft.) @ 2000-4500rpm	300Nm (221 lb.ft.) @ 1700-4700rpm
Configuration	4 cylinders, 4 valves per cylinder, double overhead camshafts	4 cylinders, 4 valves per cylinder, double overhead camshafts	4 cylinders, 4 valves per cylinder, double overhead camshafts
Fuel/induction system	Turbocharger with intercooler. Variable Valve Timing (VVT). Direct fuel injection	Turbocharger with intercooler. Variable Valve Timing (VVT), Direct fuel injection	Water-cooled turbocharger with intercooler. Variable Valve Timing (VVT). Central direct fuel injection
Emission compliance	Euro 6d-TEMP (6.2). Gasoline Particulate Filter	Euro 6d-TEMP (6.2). Gasoline Particulate Filter	Euro 6d-TEMP (6.2). Gasoline Particulate Filter
Service interval	20,000 miles or 1 year (whichever occurs sooner)	20,000 miles or 1 year (whichever occurs sooner)	20,000 miles or 1 year (whichever occurs sooner)

DIESEL ENGINES

Engine	1.6 (110PS) Turbo D ecoTEC with Start/Stop	1.6 (136PS) Turbo D with Start/Stop	2.0 (170PS) Turbo D with Start/Stop
Capacity	1598cc	1598cc	1956cc
Maximum power	110PS (81kW) @ 4000rpm	136PS (100kW) @ 3500-4000rpm	170PS (125kW) @ 3750rpm
Maximum torque	300Nm (221 lb.ft.) @ 2000rpm	320Nm (236 lb.ft.) @ 2000-2250rpm	400Nm (295 lb.ft.) @ 1750-2500rpm
Configuration	4 cylinders, 4 valves per cylinder, double overhead camshafts	4 cylinders, 4 valves per cylinder, double overhead camshafts	4 cylinders, 4 valves per cylinder, double overhead camshafts
Fuel/induction system	Turbocharger with intercooler. Common rail fuel injection	Variable geometry turbocharger with intercooler. Common rail fuel injection	Variable geometry turbocharger with intercooler. Common rail fuel injection
Emission compliance	Euro 6d-TEMP (6.2). Diesel Particulate Filter	Euro 6d-TEMP (6.2). Diesel Particulate Filter	Euro 6d-TEMP (6.2). Diesel Particulate Filter
Service interval	20,000 miles or 1 year (whichever occurs sooner)	20,000 miles or 1 year (whichever occurs sooner)	20,000 miles or 1 year (whichever occurs sooner)

Engine	2.0 (210PS) BiTurbo D with Start/Stop
Capacity	1956cc
Maximum power	210PS (154kW) @ 4000rpm
Maximum torque	480Nm (354 lb.ft.) @ 1500rpm
Configuration	4 cylinders, 4 valves per cylinder, double overhead camshafts
Fuel/induction system	Two stage turbocharger with intercooler. Common rail fuel injection
Emission compliance	Euro 6d-TEMP (6.2). Diesel Particulate Filter
Service interval	20,000 miles or 1 year (whichever occurs sooner)

ACCESSORIES

CHILD SEATS ¹	Total (inc. VAT)
BABY-SAFE ² – 0-13kg/birth to 15 months	£141
– ISOFIX base	£244
DUO ISOFIX ² – 9-18kg/9 months to 4 years	
with top tether kit	£372
KID ² – 15-36kg or 4 to 12 years	£168
INTERIOR	
Cupholder insert	
– Tissue	£17
– Notepad	£17
– Make-up	£17
SAFETY	
Parking sensors	
– four fully flush front bumper mounted sensors	£317
– four fully flush rear bumper mounted sensors	£336
Rear view camera	£275
Safety Pack – first aid kit, hi-visibility vest and small warning triangle	£30
Warning triangle – Small	£12
Warning triangle – Large	£20
First aid kit	£15
Hi-visibility vest	£9

FLEXCONNECT RANGE	Total (inc. VAT)
FlexConnect bracket	£22
FlexConnect hook	£32
FlexConnect coat hanger	£34
FlexConnect folding table	£77
FlexConnect iPad Mini cradle	£109
FlexConnect iPad (1-4) cradle	£118
FlexConnect iPad Air cradle	£117
FlexConnect Samsung Galaxy cradle	£107
PRACTICAL	
Spare bulb kit ³	£39
Spare bulb kit (white) ³	£20
Stretch tow rope – 3000kg	£36
Privacy Shades (rear and rear side windows)	
– Grand Sport	£94
– Sports Tourer	£108
PROTECTION	
Rubber floor mats – set of four	£51
Velour floor mats – set of four	£55
Economy floor mats – set of four	£45
Cargo liner – reversible	£92
Cargo net - horizontal	
– Grand Sport	£46
– Sports Tourer	£51
Mudflaps	
– front	£51
– rear (Grand Sport)	£51
– rear (Sports Tourer)	£46
Dog guard (Sports Tourer)	£193
Door mirror caps	
– Carbon	£134
– Aluminium	£229
Bumper load protection film	£98

TRANSPORT SYSTEMS	Total (inc. VAT)
Roof base carrier	from £180
Roof carriers (requires base carrier)	
Bike roof carrier – Thule Freeride 532	£78
Surf board roof carrier – Thule 833	£82
Kayak roof carrier – Thule 837	£172
Ski roof carrier – up to 4 pairs	
Thule 7324	£161
Ski roof carrier – up to 6 pairs	
Thule 7326	£190
Hard shell roof boxes (requires base carrier)	
Thule Ocean 80	
(320 litre/1330 x 860 x 370mm)	£154
Thule Ocean 200	
(450 litre/1750 x 820 x 450mm)	£323
Thule Motion 800	
(460 litre/2050 x 840 x 450mm)	from £463
Thule Touring 200	
(400 litre/1750 x 820 x 450mm)	£338
Thule Touring 700	
(430 litre/2320 x 700 x 420mm)	£384
Tow bar carrier system	
Fixed tow bar	£478
Detachable tow bar	£571

STYLING	Total (inc. VAT)
Door sill plates	£40
Stainless steel pedal covers	
– manual	£23
– automatic	£21
Rear Spoiler (Grand Sport)	£266
ALLOY WHEELS (set of four with centre caps) ⁴	
18-inch High Gloss Black	£1,329

Please note: Prices shown are fully fitted and painted, where applicable and include VAT. Please check with your local Vauxhall Retailer for details. It is advisable to ensure your insurance policy is adequate to cover additional fitted accessories. Prices correct at time of publication.

¹Restrictions apply to the use of child seats, please consult your Vauxhall Retailer. ²Without transponder. ³Excludes xenon headlight bulb for models with Adaptive Forward Lighting (AFL).

⁴Different tyres and locking wheel bolts/nuts may be required at extra cost. Price excludes new tyres and locking wheel bolts/nuts, includes static wheel balancing.

COMPANY CAR DRIVER AND FLEET INFORMATION

Design and Tech Line Nav High Spec Low P11D

Specifically developed for businesses and company car drivers alike, our Design and Tech Line Nav models are seriously fit for Fleet.

Design models all feature very low P11D values, generous standard specification, including Sat Nav on Design Nav models, and a choice of high tech ecoTEC engines for great fuel economy and low emissions.

For even more standard specification, step up to our Tech Line Nav range. Again you are guaranteed low P11D values, plus great standard kit including Sat Nav, Bluetooth®, USB connection, aux-in socket and digital radio.

With Design and Tech Line Nav you can take for granted low Whole Life Costs and low company car driver taxation.

Company Car Driver Free 3 Day Test Drive

Our free* 3 Day Test Drive programme is open to all Company Car Drivers which allows you to choose any model in the current Vauxhall line-up (exclusions apply). With full insurance cover provided, it gives you a meaningful length of time to make an informed decision about your next company car.

Search Vauxhall 3DTD to book your FREE* test drive or click the link the below:

[Vauxhall 3 Day Test Drive](#)

*The free 3 Day Test Drive programme is open to Company Car Drivers and Fleet Decision Makers. Available for UK Mainland only. Terms and conditions apply. Full terms and conditions can be found at [vauxhallfleet.co.uk/testdrive/index/terms](#).

Benefit in kind company car taxation†

The car benefit charge will be the car’s list price (including VAT, options and accessories fitted, delivery to Retailer and number plates, but excluding Vehicle Excise Duty and new vehicle first registration fee) multiplied by the percentage charge for the CO₂ emissions band in which the car falls (see table opposite). Multiply this figure by your personal income tax rate (20%^{††} for Basic Rate, 40%^{††} for Higher Rate) to calculate your annual benefit in kind tax liability.

Example:

Insignia Tech Line Nav 1.6 (110PS) Turbo D ecoTEC Grand Sport (CO ₂ emissions 116g/km)	
On-the-road RRP	£23,505.00
Deduct: Vehicle Excise Duty	(£210.00)
New vehicle first registration fee	(£55.00)
Effective list price	£23,240.00
Add: Optional two-coat metallic paint	£605.00
List price for tax purposes (P11D value)	£23,845.00
Car benefit charge 2019–20 tax year (31%)	£7,391.00
Benefit in kind tax liability (2019–20 tax year)	
Basic Rate (20%) tax payer	£1,478.20
Higher Rate (40%) tax payer	£2,956.40

†Please note this Price Guide provides taxation information as a guide only. Vauxhall does not provide taxation guidance. Drivers should always take professional advice on their own tax position.

††Excludes residents of Scotland.

BIK FOR SCOTTISH RESIDENTS

Effective 6 April 2018 the Scottish Government have introduced their own BIK taxation structure. This only applies to Company Car Drivers that are Scottish taxpayers. HMRC will determine whether or not an individual is a Scottish taxpayer based on where their main place of residence is.

The BIK rates for Scotland are:

- Over £12,500–£14,549 Starter Rate 19%
- Over £14,549–£24,994 Basic Rate 20%
- Over £24,994–£43,430 Intermediate Rate 21%
- Over £43,430–£150,000 Higher Rate 41%
- Above £150,000 Top Rate 46%

Benefit in kind company car taxation table

CO ₂ emissions in grams per kilometre	Percentage of cars price to be taxed	
	Non-Diesel [‡] 2019-20 tax year	Diesel ^{‡‡} 2019-20 tax year
Up to 50	16	20
51-75	19	23
76-94	22	26
95-99	23	27
100-104	24	28
105-109	25	29
110-114	26	30
115-119	27	31
120-124	28	32
125-129	29	33
130-134	30	34
135-139	31	35
140-144	32	36
145-149	33	37
150-154	34	37
155-159	35	37
160-164	36	37
165-169	37	37
170-174	37	37
175-179	37	37
180 and above	37	37

[‡]Also applies to diesel vehicles that meet the Real Driving Emissions Step 2 (RDE2). ^{‡‡}Applies to vehicles that do not meet the Real Driving Emissions Step 2 (RDE2).

To calculate your own personal liability, search: **Vauxhall BiK**, or click the link below: [Vauxhall BiK Tool](#)

Fleet Toolbox

Discover the facts in our online Toolbox for both Company Car Drivers and Fleet Decision Makers. The Fleet Toolbox has a host of useful calculators, comparators, interactive listings and information.

Search Vauxhall Fleet Tools or click the link below: [Vauxhall Fleet Tool Box](#)

Contact Vauxhall Fleet

Please contact one of our dedicated sales teams who will be happy to help with your particular enquiry.

Company Car Drivers

Call: **0345 111 2020**
Email: company-car@vauxhallinfo.co.uk

Telephone lines are open

– Monday to Friday 8:00am–9:00pm
– Saturday and Sunday 9:00am–6:00pm

Fleet Decision Makers

Depending on the size of your fleet of vehicles, we have a dedicated team to handle your enquiries. The lines are open Monday to Friday excluding Bank Holidays.

1-24 vehicles

Call: **0845 076 2254** (8:30am–5:00pm)

25+ vehicles

Call: **0330 587 8222** (8:30am–5:00pm)
Email: vauxhallfleet@vauxhall.co.uk

Special Vehicles (Police, Fire and Ambulance)

Call: **01582 409999** (8:30am–5:00pm)
Email: vauxhallspecialvehicles@vauxhall.co.uk

For more information visit www.vauxhall.co.uk/fleet

FURTHER INFORMATION

On-the-road prices

To eliminate uncertainty about hidden costs when buying a new car, Vauxhall publishes on-the-road recommended retail prices (RRP) and these are shown in the pricing tables within this price guide. These prices include VAT, number plates and delivery to Retailer of £700.00 (including £116.67 VAT), 12 months’ Government Vehicle Excise Duty (see opposite for details) and the DVLA new vehicle first registration fee of £55.00.*

Please note: The on-the-road recommended retail price (RRP) does not include fuel supplied by the Retailer, motor insurance or any other goods or services supplied by agreement between the Retailer and the customer.

Price protection

Order a new Vauxhall for build in the current model year (as confirmed by your Retailer) for delivery no more than three months in advance and the price you are quoted is the price you pay. This is irrespective of any subsequent price rises between placing your order and delivery of your new car, but you must take delivery as soon as the car is available. Vauxhall Motors Limited is not liable for price adjustments caused by Government changes in the rate of VAT (currently 20%), Vehicle Excise Duty, DVLA new vehicle first registration fee or by any other applicable legislation or regulations.

Vauxhall Finance Leasing

Vauxhall Finance Leasing is a trading style of Vauxhall Finance plc. Working with the Vauxhall Retailer network we provide competitive car and van leasing solutions for business users and private individuals. We combine the support of a national contract with the convenience of a local contact.

For further information, please contact your local Vauxhall Retailer or visit www.vauxhall.co.uk/leasing

In the event of an accident

Vauxhall Accident Management helps keep you mobile following an accident. Benefits include vehicle recovery, Vauxhall-approved repairs and contacting your insurer. For more details, visit www.vauxhall.co.uk/AccidentManagement

Vehicle Excise Duty

The amount of Vehicle Excise Duty (road fund licence) payable on new cars varies depending on the level of carbon dioxide (CO₂) emissions produced by the vehicle. CO₂ emissions are measured in grams per kilometre (g/km) travelled and divided into 13 charging bands shown in the table opposite.

A ‘first year rate’ of Vehicle Excise Duty is payable on all new cars and in subsequent years the amount payable reverts to the ‘standard rate’. From 1 April 2017 the breakpoints for each of these bands have been revised. Also, for vehicles with a list price over £40,000, including factory-fitted options, an additional £320 is payable for the first five years of standard rate payments.

Vehicle Excise Duty*

Band	CO ₂ emissions in grams per kilometre	First year rate		Standard rate
		Petrol [#]	Diesel [†]	
A	0	£0	£0	£0
B	1–50	£10	£25	£145
C	51–75	£25	£110	£145
D	76–90	£110	£130	£145
E	91–100	£130	£150	£145
F	101–110	£150	£170	£145
G	111–130	£170	£210	£145
H	131–150	£210	£530	£145
I	151–170	£530	£855	£145
J	171–190	£855	£1,280	£145
K	191–225	£1,280	£1,815	£145
L	226–255	£1,815	£2,135	£145
M	over 255	£2,135	£2,135	£145

*Correct at time of issue.

[#]Also applies to diesel vehicles that meet the Real Driving Emissions Step 2 (RDE2).

[†]Applies to vehicles that do not meet the Real Driving Emissions Step 2 (RDE2).

FURTHER INFORMATION

Customer Care Commitment

For added peace of mind, Vauxhall has an innovative Customer Care Commitment that offers the following:

- Three-year vehicle warranty consisting of a one-year/unlimited mileage manufacturer’s warranty and a second and third year manufacturer’s warranty with a 60,000 miles limitation
- Vauxhall Assistance for 12 months from first registration
- Six years’ body panel anti-perforation warranty

Please note: Warranty is only available on vehicles sourced from Vauxhall Motors Limited. Terms and conditions apply – please see your Vauxhall Retailer for details.

Vauxhall Assistance

Vauxhall Assistance is provided automatically with every new Vauxhall for 12 months from first registration and covers everything from accident assistance, roadside recovery and ‘at home’ service to flat tyres. With Vauxhall Assistance help is literally just a free* phone call away, 24 hours a day, 365 days a year!

Protecting the environment

Vauxhall’s commitment to the environment is demonstrated by our products’ many environmental awards. For even more information on Vauxhall’s efforts to achieve an environmentally sustainable future, and how to dispose of your end-of-life vehicle, see www.vauxhall.co.uk/recycling

Vauxhall Service Plan

- Fixed monthly payments for the plan duration
- Easy to budget and interest-free
- Genuine parts fitted by Vauxhall-trained technicians

Plus on Gold plans:

- Valet and courtesy car
- Vauxhall Roadside Assistance
- Engine flush and fuel treatments
- Litre of oil for top ups between services

Full details can be obtained from your local participating Vauxhall Retailer.

Vauxhall Insurance with added reassurance

Comprehensive cover – Summary of benefits

- Competitive premiums
- Repairs by a Vauxhall-trained technician
- Genuine Vauxhall parts, guaranteed for five years when we repair your car within our Approved Repairer Network
- Free courtesy car as standard when using an Approved Repairer**
- 24 hour claims helpline
- Personal Accident benefit
- Cover for audio equipment
- Windscreen cover

Call for a quote on 0330 678 1130†

For more product information

For further information on the Vauxhall range or location of your nearest Vauxhall Retailer please call **0345 600 1500**. Alternatively, details can be found on our website at www.vauxhall.co.uk

*Mobile phone users will be charged at their standard tariff.

**Should your car need repairing following an accident we provide a courtesy car (subject to availability) for the duration of the repair. Only genuine Vauxhall parts are used. Terms and conditions apply.

†Calls may be recorded. Vauxhall Insurance Services is a trading name of Europa Group Limited which is authorised and regulated by the Financial Conduct Authority. Europa Group Limited’s Financial Services Register number 309794. Registered as a limited company in England and Wales No 03279177. Registered Office: Europa House, Midland Way, Thornbury, Bristol, BS35 2JX.

Take the next step:



Join us online:

Discover the full Vauxhall range at [vauxhall.co.uk](https://www.vauxhall.co.uk) >

Privacy Policy: For full details please visit [vauxhall.co.uk/privacy](https://www.vauxhall.co.uk/privacy)

The invoice price, including delivery to Retailer, factory-fitted options, accessories fitted by the Retailer and number plates, is subject to VAT. Some feature descriptions in this guide may refer to, and some illustrations may show, optional equipment not included in the standard delivery. The information contained in this guide was accurate at the time of publication. We reserve the right to make changes in design and equipment. Please note that Vauxhall Retailers are not the agents of Vauxhall Motors Limited and are not authorised to bind Vauxhall Motors Limited by any specific or implied undertaking or representation. It is advisable to ensure that your motor insurance policy provides adequate cover for additional fitted options and accessories. The colours in this guide are only approximate actual colours. Illustrated optional equipment is available at extra charge. Availability, technical features and equipment provided on our vehicles can vary by model. For precise information on the equipment provided on our vehicles, please contact your local Vauxhall Retailer.