



Corsa

Including Electric Range

Contents

To find the information you want use the links below to navigate around the guide:

Models
Prices
Vauxhall PureSense
Vauxhall PureConnect
Comfort and convenience
Safety and security
Styling
Exterior colours
Vauxhall PureEnergy
Specifications
Company car information
Further information

At Vauxhall, we believe great cars are for everyone. We believe technology works best when it’s not just smart but is also simple and intuitive. Where everyone can feel the instant excitement of electric; can keep themselves and their loved ones safer on the road; and can stay connected to the things that matter most, simply and easily. We call it Vauxhall Pure Technology. No gimmicks, nothing complicated, just technology that makes driving better, easier and more exciting, for everyone.

Our latest Corsa Price and Spec guide outlines the Pure Technology features model by model. Together with all the essential information you need to compare Prices, Technical Information and Specification plus details of our commitment to offer the best in Customer Care.

We’re delighted you’re considering the purchase of a Corsa and hope this guide will help you make the right choice.



Design



Design Petrol.



Design Electric.



16-inch alloy wheel.



16-inch alloy wheel.

- ☒ Design
- ☐ YES
- ☐ GS
- ☐ Ultimate

Standard features include:

PureSense

- Intelli-LED headlights
- LED daytime running lights
- High beam assist
- Electronic parking brake (auto only)
- Lane departure warning with lane keep assist
- Speed sign recognition
- Hill start assist
- Driver drowsiness alert
- Forward collision alert
- Automatic emergency braking with pedestrian detection
- Cruise control with intelligent speed limiter
- Six airbags
- Rear parking distance sensors

PureConnect*

- Multimedia infotainment system
 - 10-inch colour touchscreen
 - AM/FM/DAB digital radio
 - Bluetooth®
 - Wireless Apple CarPlay/Android Auto™
 - USB connection
- Vauxhall Connect
- 3.5-inch digital colour instrument cluster (Petrol only)
- 7-inch digital colour instrument cluster (Electric only)
- Six speakers

Comfort and convenience

- Air conditioning (Petrol only)
- Electronic climate control (Electric only)
- 3-spoke steering wheel (Petrol manual & Electric models only)
- Flat-bottomed leather-effect steering wheel (Petrol auto models only)
- 60/40 split-folding rear seats
- Rain-sensitive windscreen wipers
- Automatic lighting control
- Automatic anti-dazzle rear-view mirror
- Electrically operated front and rear windows
- Paddle shift (auto Petrol models only)
- Remote control central locking
- Emergency tyre inflation kit (in lieu of spare wheel)

Interior

- Akoya grey fascia with high gloss black insert
- Fresez black fabric seat trim inserts
- Comfort front seats
- Driver's seat (six-way adjustable)
 - Height (up/down)
 - Reach (fore/aft)
 - Backrest (upright/recline)
- Front passenger's seat (four-way adjustable)
 - Reach (fore/aft)
 - Backrest (upright/recline)

Styling

- Chrome Griffin logo
- Black vizor frame
- 16-inch grey alloy wheels with 195/55 R 16 tyres (Petrol only)
- 16-inch diamond-cut hi-gloss black alloy wheels with 195/55 R 16 tyres (Electric only)
- Black lower side window trim

*For more details see PureConnect page, click [here](#)

Corsa Electric YES*/Corsa YES*

- ☐ Design
- ☒ YES
- ☐ GS
- ☐ Ultimate



16-inch alloy wheel.



16-inch alloy wheel (Electric only).
Optional at not extra cost

Standard features include:

PureSense

- LED headlights
- LED daytime running lights
- High beam assist
- Electronic parking brake (auto only)
- Lane departure warning with lane keep assist
- Speed sign recognition
- Hill start assist
- Driver drowsiness alert
- Forward collision alert
- Automatic emergency braking with pedestrian detection
- Cruise control with intelligent speed limiter
- Six airbags
- Rear parking distance sensors

PureConnect†

- Multimedia infotainment system
 - 10-inch colour touchscreen
 - AM/FM/DAB digital radio
 - Bluetooth®
 - Wireless Apple CarPlay/Android Auto™
 - USB connection
- Vauxhall Connect
- 3.5-inch digital colour instrument cluster (Petrol only)
- 7-inch digital colour instrument cluster
- Six speakers

Comfort and convenience

- Air conditioning (Petrol only)
- Electronic climate control (Electric only)
- Flat-bottomed leather-effect steering wheel
- 60/40 split-folding rear seats
- Rain-sensitive windscreen wipers
- Automatic lighting control
- Automatic anti-dazzle rear-view mirror
- Electrically operated front and rear windows
- Paddle shift (auto Petrol models only)
- Remote control central locking
- Emergency tyre inflation kit (in lieu of spare wheel)

Interior

- Akoya grey fascia with high gloss black insert
- Red banda fabric seat trim inserts
- Sports-style front seats
- Driver's seat (six-way adjustable)
 - Height (up/down)
 - Reach (fore/aft)
 - Backrest (upright/recline)
- Front passenger's seat (four-way adjustable)
 - Reach (fore/aft)
 - Backrest (upright/recline)

Styling

- Black Griffin logo
- Black vizor frame
- 16-inch black alloy wheels with 195/55 R 16 tyres
- 16-inch silver bi-colour alloy wheels with 195/55 R 16 tyres (Electric only - optional, at no extra cost)
- Black lower side window trim
- Black roof
- Available paints: Record Red, Carbon Black, Graphic Grey and Arctic White

* Available to purchase from exisiting stock only. Please contact your local Vauxhall Retailer for more information

†For more details see PureConnect page, click [here](#)

GS



VX_COR_34370.tif

GS Petrol.



VX_COR_e_34365.tif

GS Electric.



VX_COR_34372.tif



VX_COR_34366.tif

17-inch alloy wheel (Petrol only).



VX_COR_e_34367.tif

17-inch alloy wheel (Electric only).

○ Design ○ YES ● GS ○ Ultimate

Features over and above Design:

- PureSense**
 - LED tail lights
 - Front and rear parking distance sensors
 - Sport switch (not 75PS Petrol engine)
 - Rear-view camera (Petrol only)
 - Panoramic rear-view camera (Electric only)
 - Side blind spot alert
- PureConnect***
 - Wireless Apple CarPlay/Android Auto™
 - Wireless charger for mobile devices (Electric only)
 - Multimedia Navi infotainment system (Electric only)
 - 10-inch colour touchscreen
 - Satellite Navigation with European coverage
 - 2D/3D street level mapping
 - Rear USB connection
 - Points-of-interest search
- Comfort and convenience**
 - Electronic climate control (Electric only)
 - Front centre armrest with storage
 - Keyless entry and start (Electric only)
 - Remote control security alarm system
 - Electrically adjustable/heated door mirrors
 - Electrically folding door mirrors

- Interior**
 - Silent black fascia with blanc banquise insert
 - Banda white/marvel black fabric seat trim inserts
 - Sports-style front seats
- Styling**
 - Black Griffin logo and vizor frame
 - Sports front and rear body styling
 - Chrome-effect exhaust tailpipe extension (130PS Petrol models only)
 - Dark-tinted rear windows
 - Black roof and A-pillars
 - High gloss black B-pillars
 - Black headliner
 - Alloy-effect sports pedals (auto only)
 - 17-inch diamond-cut hi-gloss black alloy wheels with 205/45 R 17 tyres (Petrol only)
 - 17-inch black alloy wheels with grey inserts and 205/45 R 17 tyres (Electric only)

*For more details see PureConnect page, click [here](#)
Please note, interior illustration features MY24 interior door inserts.

Ultimate



VX_COR_34368.tif

Ultimate Petrol.



VX_COR_34366.tif

17-inch alloy wheel.



VX_COR_e_34358.tif

Ultimate Electric.



VX_COR_e_34367.tif

17-inch alloy wheel.



VX_COR_e_34373.tif

- ☐ Design
- ☐ YES
- ☐ GS
- ☒ Ultimate

Features over and above GS:

- PureSense**

 - LED front fog lights
 - Intelli-Lux Matrix headlights
 - Enhanced automatic emergency braking
 - Lane positioning assistant (auto only)
 - Adaptive cruise control (auto only)
 - Extended traffic sign recognition

PureConnect*

 - Multimedia Navi infotainment system
 - Satellite Navigation with European coverage
 - Wireless Apple CarPlay/Android Auto™
 - 2D/3D street level mapping
 - Rear USB connection
 - Points-of-interest search

Comfort and convenience

 - Electronic climate control (Petrol & Electric models)
 - Heated steering wheel
 - Driver’s seat with massage function and lumbar support
- Interior**

 - Alcantara seat trim inserts
 - Heated comfort front seats
 - Front passenger’s seat (six-way manual adjustable)

Styling

 - Ultimate badging and sill plates
 - 17-inch diamond-cut hi-gloss black alloy wheels with 205/45 R 17 tyres (Petrol only)
 - 17-inch black alloy wheels with grey inserts and 205/45 R 17 tyres (Electric only)

*For more details see PureConnect page, click [here](#)

Prices

☒ Electric ☐ Petrol

Electric	LCDV code	Price (£)	VAT (£)	Total (£)	On-the-road RRP (£)	Financial year 2024/25 BiK 20% (£)	WLTP combined CO ₂ (g/km) – LCDV code	Insurance groups
Design								
Electric Propulsion 136PS Auto	1GJOA5HESFT0A0H0	23,408.33	4,681.67	28,090.00	29,045.00	9.66	0	28D
Electric Propulsion 156PS Auto	1GJOA5HZIFT0A0H0	24,570.83	4,914.17	29,485.00	30,440.00	10.13	0	30U
GS								
Electric Propulsion 136PS Auto	1GJOA5TESFT0A0H0	25,229.17	5,045.83	30,275.00	31,230.00	10.39	0	26E
Electric Propulsion 156PS Auto	1GJOA5TZIFT0A0H0	26,391.67	5,278.33	31,670.00	32,625.00	10.86	0	28E
Ultimate								
Electric Propulsion 136PS Auto	1GJOA5TESFT040H0	26,737.50	5,347.50	32,085.00	33,040.00	11.00	0	28E
Electric Propulsion 156PS Auto	1GJOA5TZIFT040H0	27,900.00	5,580.00	33,480.00	34,435.00	11.46	0	28E

WLTP combined CO₂ (g/km) figures are based on a configured vehicle as per LCDV code for UK with no options fitted.

#Provisional fuel consumption and CO₂ figures are determined according to the WLTP test cycle. CO₂ figures, BiK values and RRP pricing shown above are for a standard vehicle without any additional optional equipment. CO₂ figures are used to calculate Vehicle Excise Duty (VED) for the first registration of the vehicle and BiK. The addition of optional extras could increase the certified CO₂ emission output. This in turn may affect the amount of VED payable upon registration, and, for company car drivers, the P11D value and the amount of Benefit in Kind (BiK) tax payable. Figures shown are for comparison purposes and should only be compared to the fuel consumption and CO₂ values of other cars tested to the same technical standard. The fuel consumption achieved, and CO₂ produced, in real world conditions will depend upon a number of factors including, but not limited to: the accessories fitted (pre and post registration); variations in weather; driving styles and vehicle load. The WLTP (Worldwide Harmonised Light Vehicles Test Procedure) is used to measure fuel consumption and CO₂ figures. Full data relating to WLTP test cycles can be found at: www.vauxhall.co.uk/wltp

Please note: On-the-road recommended retail prices (RRP) include number plates and delivery to Retailer of £900.00 (including £150.00 VAT), 12 months' Vehicle Excise Duty and new vehicle first registration fee of £55.00. Excludes fuel and insurance. Company Car Benefit in Kind (BiK) rates are monthly based on the standard paint price.

Prices

☐ Electric ☒ Petrol

Petrol	LCDV code	Price (£)	VAT (£)	Total (£)	On-the-road RRP (£)	Financial year 2024/25 BiK 20% (£)	WLTP combined CO ₂ (g/km) [#] – LCDV code	Insurance groups
Design								
1.2 (75PS)	1GJOA5HJUJTOA0H0	15,383.33	3,076.67	18,460.00	19,635.00	93.57	121	12E
1.2 (100PS) Turbo	1GJOA5HL6KTOA0H0	16,133.33	3,226.67	19,360.00	20,535.00	94.55	117	20D
1.2 (100PS) Turbo auto	1GJOA5HL81TOA0H0	17,575.00	3,515.00	21,090.00	22,265.00	109.95	125	19D
1.2 (100PS) Turbo Hybrid e-DCT6 auto	1GJOA5HJGWT0A0H0	18,133.33	3,626.67	21,760.00	22,900.00	94.42	102	20D
GS								
1.2 (75PS)	1GJOA5TJUJTOA0H0	17,366.67	3,473.33	20,840.00	22,015.00	105.08	123	12E
1.2 (100PS) Turbo	1GJOA5TL6KTOA0H0	18,116.67	3,623.33	21,740.00	22,915.00	109.43	120	19E
1.2 (100PS) Turbo Hybrid e-DCT6 auto	1GJOA5TJGWT0A0H0	20,116.67	4,023.33	24,140.00	25,280.00	126.70	104	23E
1.2 (130PS) Turbo auto	1GJOA5TM61TOA0H0	20,366.67	4,073.33	24,440.00	25,615.00	104.33	127	19E
1.2 (136PS) Turbo Hybrid e-DCT6 auto	1GJOA5TJHWT0A0H0	20,925.00	4,185.00	25,110.00	26,250.00	112.71	106	25E
Ultimate								
1.2 (100PS) Turbo	1GJOA5TL6KT040H0	20,433.33	4,086.67	24,520.00	25,695.00	122.86	120	19E
1.2 (100PS) Turbo Hybrid e-DCT6 auto	1GJOA5TJGWT040H0	22,433.33	4,486.67	26,920.00	28,060.00	115.92	104	20E
1.2 (130PS) Turbo auto	1GJOA5TM61T040H0	22,683.33	4,536.67	27,220.00	28,395.00	140.60	127	23E
1.2 (136PS) Turbo Hybrid e-DCT6 auto	1GJOA5TJHWT040H0	23,241.67	4,648.33	27,890.00	29,030.00	124.76	106	26E

WLTP combined CO₂ (g/km) figures are based on a configured vehicle as per LCDV code for UK with no options fitted.

[#]Provisional fuel consumption and CO₂ figures are determined according to the WLTP test cycle. CO₂ figures, BiK values and RRP pricing shown above are for a standard vehicle without any additional optional equipment. CO₂ figures are used to calculate Vehicle Excise Duty (VED) for the first registration of the vehicle and BiK. The addition of optional extras could increase the certified CO₂ emission output. This in turn may affect the amount of VED payable upon registration, and, for company car drivers, the P11D value and the amount of Benefit in Kind (BiK) tax payable. Figures shown are for comparison purposes and should only be compared to the fuel consumption and CO₂ values of other cars tested to the same technical standard. The fuel consumption achieved, and CO₂ produced, in real world conditions will depend upon a number of factors including, but not limited to: the accessories fitted (pre and post registration); variations in weather; driving styles and vehicle load. The WLTP (Worldwide Harmonised Light Vehicles Test Procedure) is used to measure fuel consumption and CO₂ figures. Full data relating to WLTP test cycles can be found at: www.vauxhall.co.uk/wltp

Please note: On-the-road recommended retail prices (RRP) include number plates and delivery to Retailer of £900.00 (including £150.00 VAT), 12 months' Vehicle Excise Duty and new vehicle first registration fee of £55.00. Excludes fuel and insurance. Company Car Benefit in Kind (BiK) rates are monthly based on the standard paint price.

Exterior colours

Colour options available to all trim levels		Paint List Price
	Arctic White (Solid Paint)	Included as standard
	Crystal Silver (Two-coat Metallic Paint)	£600 inc VAT
	Carbon Black (Two-coat Metallic Paint)	£600 inc VAT
	Graphic Grey (Premium Paint)	£700 inc VAT
	Crimson Red (Gloss Metallic Paint)	£700 inc VAT
	Voltaic Blue (Gloss Metallic Paint)	£700 inc VAT



VX_COR_e_34341.tif

Crimson Red - Gloss Metallic Paint







VX_COR_e_34342.tif

Voltaic Blue - Gloss Metallic Paint

The colours reproduced may vary slightly from the actual paint colour. As a result they should be used as a guide only. Your Vauxhall Retailer has a comprehensive display of our paint samples. Please note, vehicles illustrated are not model specific and are for illustrative purposes only.
*Standard exterior paint. **Optional at extra cost including VAT.

Wheels

		Design	GS	Ultimate
	16-inch grey alloy wheels	<div>Petrol Only</div>		
	16-inch diamond-cut hi-gloss black alloy wheels	<div>Electric Only</div>		
	17-inch diamond-cut hi-gloss black alloy wheels		<div>Petrol Only</div>	<div>Petrol Only</div>
	17-inch black alloy wheels with grey insert		<div>Electric Only</div>	<div>Electric Only</div>

The colours reproduced may vary slightly from the actual paint colour. As a result they should be used as a guide only. Your Vauxhall Retailer has a comprehensive display of our paint samples.
Please note, vehicles illustrated are not model specific and are for illustrative purposes only.

Specifications

Transmissions

Five-speed manual gearbox

Petrol engine: 1.2 (75PS)

Six-speed manual gearbox

Petrol engine: 1.2 (100PS) Turbo

Eight-speed automatic transmission

Petrol engines: 1.2 (100/130PS) Turbo

This transmission enables increased drive comfort with improved fuel economy and features a manual shifting mode. For a more engaging drive, the driver can select gears using the shift paddles located on the steering wheel.

Drive mode selector (auto-only)

The driver can determine the driving style by selecting one of the following modes:

- **Normal:** for a balanced drive that offers a compromise between performance and energy efficiency
- **Sport:** for a dynamic drive with a responsive throttle and the highest top speed and torque
- **ECO:** for maximum range and energy efficiency. The ECO mode deactivates all unnecessary energy-consuming features and reduces the top speed, torque and overall performance

Drive mode selector (manual-only)

- **Sport:** available with the six-speed manual transmission featuring sound enhancement as well as a more responsive throttle and steering wheel

Hybrid e-DCT6 auto

1.2-litre petrol engine paired with a new six-speed dual clutch automatic transmission and a 28hp electric motor.

Permanent magnet synchronous electric motor is integrated into the gearbox and produces peak power of 21kW (28hp) and maximum torque of 55Nm.

During deceleration from higher constant speeds, the petrol engine stops and the e-motor acts as a generator to recharge the hybrid system’s 48v battery.

Under low torque requirements the e-motor allows short distances to be driven on electric power alone (e.g. when manoeuvring or under 18mph in city traffic). It also assists the petrol engine under acceleration, such as when driving from standstill.

Steering

- Speed-sensitive power-assisted steering

Brakes

- Electronic Stability Programme (ESP)
- Traction control
- Drag torque control
- Anti-lock Braking System (ABS)
- Electronic brakeforce distribution
- Emergency brake assist
- Cornering brake control
- Straight line stability control

1.2 (75PS) Design/GS

- Front ventilated discs: 356mm diameter
- Rear drums: 203mm diameter

1.2 (100PS) Design/GS

- Front ventilated discs: 381mm diameter
- Rear drums: 203mm diameter

1.2 (100/130PS) Design/GS/Ultimate (auto only)

- Front ventilated discs: 381mm diameter
- Rear discs: 356mm diameter

Fuel tank capacity

- 45 litres

Exterior dimensions – mm (inches)	Corsa	Corsa Electric
Length	4060 (159.8)	4060 (159.8)
Width (with mirrors)	1960 (77.2)	1960 (77.2)
Height	1433 (56.4)	1433 (56.4)
Wheelbase	2538 (99.9)	2538 (99.9)
Loadspace dimensions – mm (inches)	Corsa	Corsa Electric
Maximum length behind rear seats	885 (34.8)	885 (34.8)
Maximum length rear seats folded	1697 (66.8)	1697 (66.8)
Maximum width	867 (34.1)	867 (34.1)
Maximum height	574 (22.5)	574 (22.5)
Luggage capacities – Litres (cu.ft.)	Corsa	Corsa Electric
Rear seats up (under luggage compartment cover)	309 (10.9)	267 (9.4)
Rear seats folded (to roof)	1118 (39.4)	1081 (38.1)
Weights and towing data – kg	Gross vehicle weight	Maximum towing weights. Trailer with brakes (without brakes)
1.2 (75PS)	1550	500 (500)
1.2 (100PS) Turbo	1620	1200 (580)
1.2 (100PS) Turbo auto	1645	1200 (610)
1.2 (100PS) Turbo Hybrid e-DCT6 auto	1690	1200 (423)
1.2 (130PS) Turbo auto	1650	1200 (610)
1.2 (136PS) Turbo Hybrid e-DCT6 auto	1690	1200 (423)

Please note: **Gross vehicle weight** is the total permissible weight of the vehicle including passengers and their luggage. The **maximum roof rack loading** should not exceed 70kg. The **maximum towing weights** are based on the ability of the car, with two occupants of 75kg each, to restart on a 12% gradient, which is approximately 1 in 8.3, at sea level. The permitted trailer load applies up to the specified incline and up to an altitude of 1000 metres above sea level. The permissible gross train weight decreases by 10% for every 1000 metres of additional altitude. At altitudes above 1500 metres, the engine output may drop with a corresponding reduction in towing capability. Any extra weight, such as luggage or additional passengers, should be deducted from the maximum towing weight. With a trailer fully loaded, **maximum noseweight** should not exceed 55kg. Always fit Vauxhall towing attachments and accessories available from your Vauxhall Retailer. They are designed specifically for Vauxhall models and carry a 12-month guarantee. During trailer towing do not exceed a maximum speed of 60mph. This speed limit is also applicable in countries with higher permitted speeds for trailer-vehicle combinations. Pay attention to the local speed limits. For trailers with low driving stability and caravans the use of an oscillation damper is strongly recommended.

PureSense

Model specific features	Design	Design Electric	GS	GS Electric	Ultimate	Ultimate Electric
Driver assistance						
Cruise control with intelligent speed limiter	●	●	●	●	●	●
Front camera system – Forward collision alert/Automatic emergency braking with pedestrian detection/Lane departure warning with lane keep assist/Speed sign recognition	●	●	●	●	●	●
Driver drowsiness alert	●	●	●	●	●	●
Electronic parking brake	auto only	●	auto only	●	●	●
Rear parking distance sensors	●	●				
Front and rear parking distance sensors			●	●	●	●
Rear-view camera (130°)			●			
Panoramic rear-view camera (180°)				●	●	●
Side blind spot alert			●	●	●	●
Enhanced automatic emergency braking					●	●
Adaptive cruise control					auto only	●
Lane positioning assistant					auto only	●
Exterior lighting						
Intelli-LED headlights	●	●	●	●		
Automatic lighting control with LED daytime running lights	●	●	●	●	●	●
LED tail lights			●	●	●	●
LED front fog lights					●	●
Automatic headlight levelling system					●	●
Intelli-Lux Matrix headlights					●	●

Please note, Vauxhall driver assistance systems are intended to support the driver within the system-imminent limitations. The driver remains responsible for the driving task at all times.

PureConnect

Multimedia – Design/GS Petrol

Features

- DAB Digital radio
- RDS with Traffic Programme
- AM/FM stereo radio
- Six speakers

Media connections

- USB connection (Type C)
- Bluetooth® audio streaming

Mobile phone portal

- Bluetooth® connectivity

Smartphone interface

- Apple CarPlay and Android Auto™
- Smartphone projection that allows operations via voice command, touchscreen and buttons to control apps and music playback

Additional features

- Steering wheel-mounted audio controls
- Flexible roof-mounted aerial

Multimedia Navi – GS Electric/Ultimate

Features over Multimedia

- Predictive satellite navigation system
- Connected navigation via Vauxhall Connect
- 3D street level mapping
- European coverage
- Points-of-interest search
- Over-the-air map updates
- Wireless charger for mobile devices
- Front USB (Type C) and rear USB (Type C/charge only) connections
- Voice recognition
- Shark fin aerial

Driver information

Driver information display
(centrally located in instrument cluster)

- Service-due indicator
- Deflation detection system

Multi-function trip computer
(displayed on driver information display)


- Trip mileage
- Vehicle range based on remaining fuel
- Average speed
- Average fuel economy
- Instantaneous fuel economy

Central fascia display
(format dependent on infotainment unit)

- Audio information
- Digital clock with automatic RDS time adjustment
- Outside air temperature with ice warning function
- Additional features dependent on infotainment unit

Model specific features	Design	Design Electric	GS	GS Electric	Ultimate	Ultimate Electric
Driver information						
3.5-inch digital colour instrument cluster	●					
7-inch digital colour instrument cluster		●	●	●	●	●
Infotainment						
Multimedia with 10-inch touchscreen	●	●	●			
Multimedia Navi with 10-inch touchscreen				●	●	●

Please note that compatibility and certain functions may be different depending on the type of device and operating system you're using with the Multimedia systems. Apple CarPlay is a trademark of Apple Inc. Apple and iPhone are trademarks of Apple Inc., registered in the U.S. and other countries. Android is a trademark of Google Inc, also registered in the U.S. and other countries. Services may require a subscription/fee and are subject to mobile network coverage and availability.



Styling

Model specific features/options	Design	Design Electric	GS	GS Electric	Ultimate	Ultimate Electric
Exterior styling						
Body-colour door handles, front and rear bumpers	●	●	●	●	●	●
Black door mirror housings	●	●	●	●	●	●
Body-colour roof and A-pillars	●	●	No-cost [†]	No-cost	No-cost	No-cost
Black lower side window mouldings	●	●	●	●	●	●
Black roof and A-pillars			●	●	●	●
Chrome-effect Griffin logo and Black vizor frame	●	●				
Black Griffin logo and vizor frame			●	●	●	●
Sports front and rear body styling			●	●	●	●
High gloss black B-pillars			●	●	●	●
Chrome-effect exhaust tailpipe extension			● [*]		● [*]	
Dark-tinted rear side and tailgate windows			●	●	●	●
Ultimate badging and sill plates					●	●

^{*}Available on 130PS models only. [†]Option not available on 75PS manual cars



Black Griffin logo and vizor frame.



Black roof and dark-tinted rear windows.



Rear Styling.

Comfort and convenience

Model specific features/options	Design	Design Electric	GS	GS Electric	Ultimate	Ultimate Electric
Interior convenience						
Reach and rake adjustable steering	●	●	●	●	●	●
Steering wheel audio/phone/cruise controls	●	●	●	●	●	●
60/40 split folding rear seats	●	●	●	●	●	●
Rain-sensitive windscreen wipers	●	●	●	●	●	●
Automatic anti-dazzle rear-view mirror	●	●	●	●	●	●
Front centre armrest with storage			●	●	●	●
Keyless entry and start				●	●	●
Heating and ventilation						
Air conditioning with air recirculation facility	●		●			
Electronic climate control		●		●	●	●
Winter Pack (heated seats and heated steering wheel) – includes front centre armrest with storage					●	●
Interior lighting						
LED ambient lighting				●	●	●
Interior styling						
Alloy-effect sports pedals			auto only	●	auto only	
Black headliner			●	●	●	●
Exterior convenience						
Electrically adjustable/heated door mirrors			●	●	●	●
Electrically folding door mirrors			●	●	●	●

Safety and security

Model specific features/option	Design	Design Electric	GS	GS Electric	Ultimate	Ultimate Electric
Airbags						
Driver’s and front passenger’s airbag	●	●	●	●	●	●
Front seat side-impact and full-size curtain airbags	●	●	●	●	●	●
Braking						
Hill start assist – holds the vehicle steady for two seconds on slopes with a gradient of over 3% after the brake pedal is released	●	●	●	●	●	●
Safety						
Deactivation switch for front passenger’s airbag	●	●	●	●	●	●
ISOFIX child seat mountings incorporating top tether anchor points located on outer rear seats (does not include child seat)	●	●	●	●	●	●
Provision for spare wheel fitment – spare wheel is Retailer-fit, deletes emergency tyre inflation kit	£20*†		£20*		£20*	
Security						
Locking wheel bolts for alloy wheels	●	●	●	●	●	●
Remote control central locking	●	●	●	●	●	●
Remote control security alarm system			●	●	●	●

*Optional at extra cost including VAT. †Option not available on 75PS manual cars



PureEnergy – Electric

Single-speed electronic drive selector

As the motor is an all-electric single-speed drive unit, there is no need for multiple gears. Instead, the shifter lets the driver select from the following:

- Park • Reverse • Neutral • Drive
- Braking (for increased regenerative braking)

Drive mode selector

The driver can determine the driving style by selecting one of the following modes:

- **Normal:** for a balanced drive that offers a compromise between performance and energy efficiency
- **Sport:** for a dynamic drive with a responsive throttle and the highest top speed and torque
- **ECO:** for maximum range and energy efficiency. The ECO mode deactivates all unnecessary energy-consuming features and reduces the top speed, torque and overall performance

Charging

Corsa Electric is fitted with a 11kW on board charger and is also equipped with a Mode 3 cable as standard. Additional charging accessories are available at extra cost. For more details please consult your local Retailer.

The charging flap’s Padlock LED lights up when the cable is correctly plugged in and locked and then acts as a user interface to show the charging status via coloured LED lights:

- **White:** welcome light that helps to light up the area, especially useful in dark conditions
- **Flashing green:** charging in progress
- **Solid green:** charging complete
- **Solid blue:** delayed charging toggled; changes to flashing green when charging commences
- **Solid red:** malfunction

The driver may also choose from two settings:

- **Immediate charging (the standard setting):** Starts charging as soon as the vehicle is docked for charging
- **Delayed charging:** This is especially useful for when cheaper electric rates are desired, e.g. charging at night. Simply enter a charging start time

Please note, EV range assumes that vehicle has been pre-conditioned prior to journey. This function can be accessed either via MyVauxhall App or by using the infotainment system.

The Corsa Electric is a battery electric vehicle requiring mains electricity for charging. Range data given has been determined according to WLTP test procedure methodology. The figures shown are intended for comparability purposes only and should only be compared to other cars tested to the same technical standard. The range you achieve under real world driving conditions will depend upon a number of factors, including but not limited to: the accessories fitted (pre and post registration); charging frequency; personal driving style; vehicle load and route characteristics; variations in weather; heating/air conditioning; pre-conditioning and battery condition. For more information, contact your local Vauxhall Retailer.

*WLTP preliminary. **5 hours (50kWh)/5 hour 15 minutes (51kWh).

Drivetrain – Electric	50kWh	51kWh
CO ₂ emissions	0g/km	
Maximum power	100kW (136PS)	115kW (156PS)
Maximum torque	205Nm (151lb. ft.)	260Nm (192lb. ft.)
Acceleration 0 – 62mph	8.2 sec	8.2 sec
Maximum speed	93mph	
Transmission	Automatic electric drive with fixed gear ratio	
Kerbweight	1544kg	
Service interval	Initial inspection at 8,000 miles/1 year (whichever comes sooner). Thereafter 16,000 miles/2 years (whichever comes sooner)	

Battery	50kWh	51kWh
Battery capacity	50kWh	51kWh
AC on-board charger speed	11kW	
EV range (WLTP high)*	221 miles	251 miles
Energy consumption (Combined low/high)	15.7 – 16.3kWh/100km	14.2 – 14.5kWh/100km
Battery warranty	8 years/100,000 miles/70% capacity	
Charging (Supply)	Socket	Charge Time (0 – 100%)
AC current – Domestic 3 pin socket (2.3kW)	Type 2	21h 45m
AC current – Home wallbox or public charger (7kW)	Type 2	7h 30m
AC current – Public charger (11kW)	Type 2	5h/5h 15m**
DC current – Rapid charger (100kW)	CCS	30m (0 – 80%)
Charging cables	11kW on-board charger	
Mode 3, 3-phase 22kW cable	Standard	
Mode 2, emergency charging cable	Optional accessory £584	

PureEnergy – Petrol

Petrol engines	1.2 (75PS)	1.2 (100PS) Turbo	1.2 (100PS) Turbo Hybrid e-DCT6 auto	1.2 (130PS) Turbo automatic	1.2 (136PS) Turbo Hybrid e-DCT6 auto
Capacity	1199cc	1199cc	1199cc	1199cc	1199cc
Maximum power	75PS (55kW) @ 5750rpm	100PS (74kW) @ 5500rpm	100PS (74kW) @ 5500rpm	130PS (96kW) @ 5500rpm	136PS (100kW) @ 5500rpm
Maximum torque	118Nm (87lb.ft.) @ 2750rpm	205Nm (151lb.ft.) @ 1750rpm	205Nm (151lb.ft.) @ 1750rpm	230Nm (169lb.ft.) @ 1750rpm	230Nm (169lb.ft.) @ 1750rpm
Configuration	3 cylinders, 4 valves per cylinder, double overhead camshafts	3 cylinders, 4 valves per cylinder, double overhead camshafts	3 cylinders, 4 valves per cylinder, double overhead camshafts	3 cylinders, 4 valves per cylinder, double overhead camshafts	3 cylinders, 4 valves per cylinder, double overhead camshafts
Fuel/induction system	Naturally aspirated with Variable Valve Timing. Multi-point sequential fuel injection	Turbocharger. Multi-point sequential fuel injection	Turbocharger. Variable Valve Timing. Common rail direct injection	Turbocharger. Multi-point sequential fuel injection	Turbocharger. Variable Valve Timing. Common rail direct injection
Emission compliance	Euro 6d (6.3)	Euro 6d (6.3)	Euro 6d (6.4)	Euro 6d (6.3)	Euro 6d (6.4)
Service interval	12,500 miles or 1 year (whichever occurs sooner)	12,500 miles or 1 year (whichever occurs sooner)	16,000 miles or 1 year (whichever occurs sooner)	20,000 miles or 1 year (whichever occurs sooner)	16,000 miles or 1 year (whichever occurs sooner)

Performance, fuel economy and emissions	Performance (manufacturer's figures)		Fuel economy mpg (litres/100km)#		CO ₂ emissions g/km#		Vehicle Excise Duty*		BiK rates from – 2024/25 tax year
	Maximum speed (mph)	Acceleration 0 – 62mph (sec)	Combined Low	Combined High	Combined Low	Combined High	First year rate	Standard rate	
1.2 (75PS)	108	13.2	51.4 (5.5)	52.3 (5.4)	121	123	£220	£190	29%
1.2 (100PS) Turbo	120	9.9	52.3 (5.4)	53.3 (5.3)	118	121	£220	£190	28%
1.2 (100PS) Turbo auto	119	10.8	50.4 (5.6)	50.4 (5.6)	127	127	£220	£190	30%
1.2 (100PS) Turbo Hybrid e-DCT6 auto	116	10.7	61.4 (4.6)	62.8 (4.5)	102	104	£185	£190	25%
1.2 (130PS) Turbo auto	130	8.7	48.7 (5.8)	49.6 (5.7)	129	129	£220	£190	30%
1.2 (136PS) Turbo Hybrid e-DCT6 auto	133	8.6	60.1 (4.7)	60.1 (4.7)	106	106	£185	£190	26%

#Figures shown are for comparison purposes and should only be compared to the fuel consumption and CO₂ values of other cars tested to the same technical standard. The fuel consumption achieved, and CO₂ produced, in real world conditions will depend upon a number of factors including, but not limited to: the accessories fitted (pre and post registration); variations in weather; driving styles and vehicle load. The WLTP (Worldwide Harmonised Light Vehicles Test Procedure) is used to measure fuel consumption and CO₂ figures. The CO₂ figures display a range to reflect the highest value for the highest emitting version with all available options added, through to a minimum value to represent the lowest emitting version in standard specification.

*Correct at time of publication.

Vauxhall Connect



Safety

The more you know, the safer your journey – that’s why our smart tech and connected services keep you constantly updated on what’s going on inside and outside your vehicle.

Peace of mind

- Emergency call (SOS e-call)
- Breakdown call (b-call)




e-Remote control

Want seamless charging and added levels of comfort? Use e-Remote to schedule charging times, keep an eye on your range and even pre-set your vehicle’s cabin temperature before you get in.

Convenience

- E-remote control (Electric only)**
- Remote check of battery level, programming and charge management
- Pre-conditioning of vehicle temperature



Live navigation plus†

With real-time directions and traffic information from the leading European GPS provider, TomTom®, every journey will be a breeze.

- TomTom® services
- Real time traffic news
- Parking prices and availability
- Weather forecast on your journey
- Natural voice control
- Fuel prices at petrol stations
- Search for charging stations
- Quick search for points of interest
- Road safety alerts




Maintenance

Connected services are here for you – even when things go wrong. Our Intelligent Telemaintenance service monitors the key functions of your vehicle – and notifies you as soon as something needs attention.

- Vehicle status and information**
- Maintenance alerts, fuel level, average fuel consumption and mileage

Vauxhall Connect* is the smart way to stay connected while on the road. Innovative technology systems and related services keep our drivers safe and provide an exciting, efficient yet safe trip.

Download
MyVauxhall now!



Explore MyVauxhall

Ready to make life easier? Meet MyVauxhall – your one-stop shop for everything Vauxhall. Plan journeys from the comfort of your armchair. View your next scheduled service, book a vehicle repair, access your handbook and much more!

Also if you drive an electric vehicle or plug-in hybrid, you’ll love our e-Remote Control app feature. Use it to pre-condition your cabin temperature before journeys – and maximise your charge. Or pre-schedule charging times at night, and benefit from cheaper electricity.



Phone_MyVauxhall_mockup_Car.psd

For more information visit vauxhall.co.uk/discover/myvauxhall.html

*Subject to subscription – after you have taken delivery of your vehicle, please subscribe on: connect.vauxhall.co.uk **via MyVauxhall App. †Standard on models with Satellite Navigation only. Additional terms and conditions apply to connected services, including customer acceptance of location sharing prior to activation.

Company car driver and fleet information

Benefit in kind company car taxation*

The car benefit charge will be the car’s list price (including VAT, options and accessories fitted, delivery to Retailer and number plates, but excluding Vehicle Excise Duty and new vehicle first registration fee) multiplied by the percentage charge for the CO₂ emissions band in which the car falls (see table opposite). Multiply this figure by your personal income tax rate (20%** for Basic Rate, 40%** for Higher Rate) to calculate your annual benefit in kind tax liability.

Generic example:

ELECTRIC vehicle: 0g/km CO ₂	
On-the-road RRP	£27,305.00
Deduct: Vehicle Excise Duty	£0.00
New vehicle first registration fee	-£55.00
Effective list price	£27,250.00
Add: Optional two-coat metallic paint	£600.00
List price for tax purposes (P11D value)	£27,850.00
Car benefit charge 2024 – 25 tax year (2%)	£557.00
Benefit in kind tax liability	
Basic Rate (20%) tax payer	£111.40
Higher Rate (40%) tax payer	£222.80

*Please note this Price Guide provides taxation information as a guide only. Vauxhall does not provide taxation guidance. Drivers should always take professional advice on their own tax position.
**Excludes residents of Scotland.

BiK for Scottish Residents

Effective 6 April 2018 the Scottish Government have introduced their own BiK taxation structure. This only applies to Company Car Drivers that are Scottish taxpayers. HMRC will determine whether or not an individual is a Scottish taxpayer based on where their main place of residence is.

The BiK rates for Scotland are:

- Over £12,570 – £14,732 Starter Rate 19%
- Over £14,732 – £25,688 Basic Rate 20%
- Over £25,688 – £43,662 Intermediate Rate 21%
- Over £43,662 – £150,000 Higher Rate 41%
- Above £150,000 Top Rate 46%

To calculate your own personal liability, click the link [Vauxhall BiK Tool](#)

CO ₂ (g/km)	Electric range (miles)	% 2024 – 25 tax year
0	–	2%
1 – 50	130+	2%
1 – 50	70 – 129	5%
1 – 50	40 – 69	8%
1 – 50	30 – 39	12%
1 – 50	<30	14%
51 – 54	–	15%
55 – 59	–	16%
60 – 64	–	17%
65 – 69	–	18%
70 – 74	–	19%
75 – 79	–	20%
80 – 84	–	21%
85 – 89	–	22%
90 – 94	–	23%
95 – 99	–	24%
100 – 104	–	25%
105 – 109	–	26%
110 – 114	–	27%
115 – 119	–	28%
120 – 124	–	29%
125 – 129	–	30%
130 – 134	–	31%
135 – 139	–	32%
140 – 144	–	33%
145 – 149	–	34%
150 – 154	–	35%
155 – 159	–	36%
160+	–	37%

Vehicle Excise Duty†

The amount of Vehicle Excise Duty (road fund licence) payable on new cars varies depending on the level of carbon dioxide (CO₂) emissions produced by the vehicle. CO₂ emissions are measured in grams per kilometre (g/km) travelled and divided into 13 charging bands shown in the table below.

A ‘first year rate’ of Vehicle Excise Duty is payable on all new cars and in subsequent years the amount payable reverts to a different rate. Also, for vehicles with a list price over £40,000, including factory-fitted options, an additional £410 is payable for five years after registration.

VED Band	CO ₂ (g/km)	First year rate Petrol/ Diesel	First year rate Hybrid/ Electric
A	0	£0	£0
B	1 – 50	£10	£0
C	51 – 75	£30	£20
D	76 – 90	£135	£125
E	91 – 100	£175	£165
F	101 – 110	£195	£185
G	111 – 130	£220	£210
H	131 – 150	£270	£260
I	151 – 170	£680	£670
J	171 – 190	£1,095	£1,085
K	191 – 225	£1,650	£1,640
L	226 – 255	£2,340	£2,330
M	Over 255	£2,745	£2,735

†Correct at time of issue.

Fleet Toolbox

The Fleet Toolbox has a host of useful calculators, comparators, interactive listings and information.

Click the link for more information
[Vauxhall Fleet Tool Box](#)

Contact Vauxhall Fleet

Please contact one of our dedicated sales teams who will be happy to help with your particular enquiry.

Fleet Decision Makers

Depending on the size of your fleet of vehicles, we have a dedicated team to handle your enquiries. The lines are open Monday to Friday excluding Bank Holidays.

1 – 24 vehicles

Call: 0203 885 4560 (8:30am – 5:00pm)
Email: enquiries@stellantis-fleet.co.uk

50+ vehicles

Call: 0203 885 4562 (8:30am – 5:00pm)
Email: enquiries@vauxhallfleet.co.uk

Special Vehicles (Police, Fire and Ambulance)

Email: psvo@stellantis.com

For more information visit vauxhall.co.uk/fleet

Further information

On-the-road prices

To eliminate uncertainty about hidden costs when buying a new car, Vauxhall publishes on-the-road recommended retail prices (RRP) and these are shown in the pricing tables within this price guide. These prices include VAT, number plates and delivery to Retailer of £900.00 (including £150.00 VAT), 12 months’ Government Vehicle Excise Duty and the DVLA new vehicle first registration fee of £55.00.*

Please note: The on-the-road recommended retail price (RRP) does not include fuel supplied by the Retailer, motor insurance or any other goods or services supplied by agreement between the Retailer and the customer.

Price protection

Order a new Vauxhall for build in the current model year (as confirmed by your Retailer) for delivery no more than three months in advance and the price you are quoted is the price you pay. This is irrespective of any subsequent price rises between placing your order and delivery of your new car, but you must take delivery as soon as the car is available. Please note: Vauxhall Motors Limited is not liable for price adjustments caused by Government changes in the rate of VAT (currently 20%), Vehicle Excise Duty, DVLA new vehicle first registration fee or by any other applicable legislation or regulations.

Customer Care Commitment

For added peace of mind, Vauxhall has an innovative Customer Care Commitment that offers the following:

- Three-year vehicle warranty consisting of a one year/unlimited mileage manufacturer’s warranty and a second and third year manufacturer’s warranty with a 60,000 miles limitation

- Vauxhall Assistance for 12 months from first registration
 - Six years’ body panel anti-perforation warranty
- Please note:** Warranty is only available on vehicles sourced from Vauxhall Motors Limited. Terms and conditions apply – please see your Vauxhall Retailer for details.

Vauxhall Assistance

Vauxhall Assistance is provided automatically with every new Vauxhall for 12 months from first registration and covers everything from accident assistance, roadside recovery and ‘at home’ service to flat tyres. For even more peace of mind, on fully electric models, the cover is extended** to 3 years. Even more reason for you to stay calm and let us take care of everything should the need arise. With Vauxhall Assistance help is literally just a free† phone call away, 24 hours a day, 365 days a year!



Leasys UK

Leasys is the proud Business Contract Hire partner of Vauxhall and consequently, can provide quick vehicle delivery to keep your business mobile. Specialised in Medium to Long-Term Leasing options and Fleet Management solutions for businesses of all sizes, [Leasys](#) lead mobility by offering sustainable and innovative solutions designed around customers, for a best-in-class experience. Their team of experts can personally support you and provide dedicated consultation. [Leasys](#) is equally owned by Stellantis and Crédit Agricole Consumer Finance and is a member of the British Vehicle Rental and Leasing Association (BVRLA). For further information, please contact your local Vauxhall Retailer or visit [leasys.com/uk](#)

In the event of an accident

Vauxhall Accident Management helps keep you mobile following an accident. Benefits include vehicle recovery, Vauxhall-approved repairs and contacting your insurer. For more details, visit [vauxhall.co.uk/AccidentManagement](#)

Vauxhall Flexcare – Service Plans and Extended Warranty

Designed for your peace of mind. A collection of extended warranty and service plans to match the way you drive.

Extended Warranty

An extended warranty for your Vauxhall offers you similar cover for material or manufacturing defects beyond the original warranty period on the vehicle. By choosing an official Vauxhall Extended Warranty, we guarantee that any repairs you need are carried out by Vauxhall trained technicians using genuine Vauxhall parts.

Service Plans

There’s no need to worry about budgeting for your next service. Simply take out a Vauxhall Fixed Price Service Care Plan. You can then focus on the more important things in life, knowing your servicing costs are taken care of. For more information, click on the link below or call us on **0345 600 2065**. See [vauxhall.co.uk/discover/here-for-you.html](#)

Flexicare Service Plans

There’s no need to worry about budgeting for your next service. Simply take out a Vauxhall Fixed Price Service Care Plan, flexible to suit all needs. Visit [vauxhall.co.uk/owners/maintenance-and-repair/servicing/flexcare.html](#)

Vauxhall Insurance with added reassurance

Join the family or find out more about Vauxhall Insurance Services by contacting our insurance team on **0330 678 1130**††, or visit: [vauxhall.co.uk/offers-finance/insurance.html](#)

Vauxhall Accessories

From the small things that make life easier to the big things that make life exciting – personalise your Vauxhall with Vauxhall Accessories. So what are you looking for? A device holder, roof box, or even splash guards? Whatever it is we’ve got the solution for you. With our huge accessory range, all tailor-made for your Vauxhall and come with a full year’s warranty. For further details visit your local Retailer or see [vauxhall.co.uk/owners/accessories.html](#)

Protecting the environment

Vauxhall’s commitment to the environment is demonstrated by our products’ many environmental awards. For even more information on Vauxhall’s efforts to achieve an environmentally sustainable future, and how to dispose of your end-of-life vehicle, see [vauxhall.co.uk/recycling](#)

For more product information

For further information on the Vauxhall range or location of your nearest Vauxhall Retailer please call **0800 026 0034**. Alternatively, details can be found on our website at [vauxhall.co.uk](#)

*Correct at time of issue. **Terms and conditions apply. Please click [here](#) for full terms and conditions. †Mobile phone users will be charged at their standard tariff. ††Calls may be recorded. Vauxhall Insurance Services is a trading name of Europa Group Limited which is authorised and regulated by the Financial Conduct Authority. Europa Group Limited’s Financial Services Register number 309794. Registered as a limited company in England and Wales No 03279177. Registered Office: Europa House, Midland Way, Thornbury, Bristol, BS35 2JX.



For more information call **0800 026 0034**

For Fleet enquiries call **0203 476 2268**

Discover the full Vauxhall range at **[vauxhall.co.uk](https://www.vauxhall.co.uk)**

Join us online

The invoice price, including delivery to Retailer, factory-fitted options, accessories fitted by the Retailer and number plates, is subject to VAT. Some feature descriptions in this guide may refer to, and some illustrations may show, optional equipment not included in the standard delivery. The information contained in this guide was accurate at the time of publication. We reserve the right to make changes in design and equipment. Please note that Vauxhall Retailers are not the agents of Vauxhall Motors Limited and are not authorised to bind Vauxhall Motors Limited by any specific or implied undertaking or representation. It is advisable to ensure that your motor insurance policy provides adequate cover for additional fitted options and accessories. The colours in this guide are only approximate actual colours. Illustrated optional equipment is available at extra charge. Availability, technical features and equipment provided on our vehicles can vary by model. For precise information on the equipment provided on our vehicles, please contact your local Vauxhall Retailer.