

Price and Specification Guide
5 October 2022 | Model Year 2023B



Combo

Including Combo Electric Range

Contents

To find the information you want use the links below to navigate around the guide:

[Choose Your Trim Level](#)

[Range Highlights](#)

[Models](#)

[Prices and Weights](#)

[Fuel Economy and Emissions](#)

[Features/Options](#)

[Infotainment](#)

[Interior Style and Comfort](#)

[Exterior Colours](#)

[Wheels and Tyres](#)

[Engines and Technical Data](#)

[Specifications](#)

[Dimensions and Capacities](#)

[Free2Move Connect Fleet](#)

[Accessories](#)

[Glossary of Terms](#)

[Further Information](#)

Choose Your Trim Level

Combo Prime



VX_COMV_33655

First up is the Combo Electric Prime, loaded with features and future-proofed technology to match.

Boasting superb value for money the Prime diesel model is an entry-level to new van ownership.

Combo Pro



VX_COMV_e_33653

The Combo Electric Pro is a fully-electric van with an edge, offering low running costs and even more practicality.

Meanwhile, the Pro diesel offers proven technology and reliability.

Range Highlights

Prime

Standard features include:

- Multimedia
 - 8-inch colour touchscreen
 - AM/FM/DAB digital radio
 - Bluetooth®
 - USB connection
- Four speakers
- Vauxhall Connect (Electric models only)
- Air conditioning
- 16-inch steel wheels with centre caps
- Cruise control with speed limiter
- Steering column adjustable for reach and rake
- Electrically adjustable/heated door mirrors
- Electrically operated front windows
- Nearside sliding side-access door (L1 models only)
- Nearside and offside sliding side-access doors (L2 models only)
- Twin solid rear doors
- Remote control security alarm system
- Emergency tyre inflation kit
- Side-protection mouldings
- Driver's airbag
- Electronic stability programme with traction control
- Anti-lock braking system
- Hill start assist
- Full-height steel bulkhead
- Daytime running lights

- Remote control central deadlocking
- Steering wheel mounted audio controls
- Engine deadlock immobiliser
- Electronically protected audio equipment
- Full-width overhead storage shelf
- Four-way adjustable driver's seat
- Driver's top-lidded glovebox

Prime (auto)*

Additionally feature:

- Rain-sensitive windscreen wipers
- Front fog lights
- Power folding door mirrors
- Heated leather steering wheel
- Lane keep assist
- Speed sign recognition
- Automatic emergency braking
- Driver drowsiness alert
- High beam assist
- Automatic lighting control

Crew Van Prime

Additionally feature:

- Two-position moveable ladder frame bulkhead
- Three-seat second-row bench
- Rear lap and diagonal inertia-reel seatbelts
- Nearside and offside sliding side-access doors
- Front passenger's airbag
- Driver and front passenger's side-impact airbags
- Six-way adjustable driver's seat with manual lumbar adjustment and armrest
- Foldable four-way adjustable passenger's seat with armrest

Pro

Features over Prime models:

- Multimedia Navi Pro
 - Fully integrated European satellite navigation system
 - Voice control
- FlexCargo Pack
 - Dual front passengers' fixed bench seat
 - Fold-flat centre seat backrest with table
 - Two-way foldable outer seat
 - Load-through bulkhead
 - Electronic parking brake
- Body-colour front and rear bumpers
- 16-inch steel wheels with full-diameter wheel trims
- Front fog lights
- Rear-view camera
- Electrically foldable door mirrors
- Six-way adjustable driver's seat with manual lumbar adjustment and armrest
- Rear parking distance sensors
- Automatic lighting control
- Rain-sensitive windscreen wipers

*Automatic transmission only.

Combo Prime



VX_COMV_33654

L2 model illustrated.

Prime OTR £21,478.33*

Infotainment:

- Multimedia
 - 8-inch colour touchscreen
 - AM/FM/DAB digital radio
 - Bluetooth®
 - USB connection
- Four speakers
- Vauxhall Connect (Electric models only)

Interior convenience/styling:

- Steering column adjustable for reach and rake
- Full-width overhead storage shelf
- Air conditioning
- Driver's top-lidded glovebox
- Cruise control with speed limiter
- Steering wheel mounted audio controls
- Four-way adjustable driver's seat

Exterior convenience/styling:

- Electrically adjustable/heated door mirrors
- Electrically operated front windows with one-touch facility
- Nearside sliding side-access door
- Twin solid rear doors
- Emergency tyre inflation kit
- Side-protection mouldings
- 16-inch steel wheels with centre caps

Safety/security:

- Driver's airbag
- Height-adjustable front seatbelts
- Electronic stability programme with traction control
- Anti-lock braking system
- Full-height steel bulkhead
- Hill start assist • Daytime running lights
- Remote control central deadlocking

- Engine deadlock immobiliser
- Electronically protected audio equipment
- Remote control security alarm system

Prime (auto)** OTR £23,638.33*

Additionally feature:

- Rain-sensitive windscreen wipers
- Front fog lights
- Power folding door mirrors
- Heated leather steering wheel
- Lane keep assist
- Speed sign recognition
- Automatic emergency braking
- Driver drowsiness alert
- High beam assist
- Automatic lighting control

Crew Van Prime OTR £23,773.33*

Additionally feature:

- Three-seat second-row bench
- Vinyl load floor covering
- Nearside and offside sliding side-access doors
- Rear lap and diagonal seatbelts
- Two-position moveable ladder frame bulkhead
- Front passenger's airbag
- Driver and front passenger's side-impact airbags
- Six-way adjustable driver's seat with manual lumbar adjustment and armrest
- Foldable four-way adjustable passenger's seat with armrest

*OTR price excluding VAT. **Automatic transmission only.

Combo Pro



VX_COMV_e_33652

Pro

OTR £23,078.33*

Infotainment:

- Multimedia Navi Pro
 - Fully integrated European satellite navigation system
 - 8-inch colour touchscreen
 - Voice control
 - AM/FM/DAB digital radio
 - Bluetooth®
 - USB connection
- Four speakers
- Vauxhall Connect (Electric models only)

Interior convenience/styling:

- Air conditioning
- Driver's top-lidded glovebox
- Six-way adjustable driver's seat with manual lumbar adjustment and armrest
- Full-width overhead storage shelf
- Cruise control with speed limiter
- Steering wheel mounted audio controls
- Steering column adjustable for reach and rake
- FlexCargo Pack
 - Dual front passengers' fixed bench seat
 - Fold-flat centre seat backrest with table
 - Two-way foldable outer seat
 - Load-through bulkhead
 - Electronic parking brake

Exterior convenience/styling:

- Electrically adjustable/heated/power folding door mirrors
- Electrically operated front windows with one-touch facility
- Front fog lights
- Nearside sliding side-access door
- Rear parking distance sensors
- Body-colour front and rear bumpers
- Twin solid rear doors
- 16-inch steel wheels with full-diameter wheel trims
- Emergency tyre inflation kit

Safety/security:

- Driver's airbag
- Height-adjustable front seatbelts
- Electronic stability programme with traction control
- Anti-lock braking system
- Hill start assist
- Daytime running lights
- Remote control central deadlocking
- Remote control security alarm system
- Engine deadlock immobiliser
- Electronically protected audio equipment
- Rear-view camera
- Automatic lighting control
- Rain-sensitive windscreen wipers

*OTR price excluding VAT.

Combo Electric Panel Van Prices/Weights*

	LCDV Code	Minimum Mass (kg)**	Maximum indicative payload (kg)**	Gross Vehicle Weights (GVW) (kg)	Plated weights (kg)		Towing weights (kg) Braked	Plated Gross Combination Weights (GCW) (kg)	Price (£) exc. VAT	On-the-road RRP before PiVG (£) exc. VAT	On-the-road RRP after PiVG (£) exc. VAT
					Front axle	Rear axle					
L1 Prime Panel Van											
2300 100kW (136PS) auto – 50kWh battery	2GK91C4ESFT0A052	1607	803	2410	1200	1400	750	3160	32,000.00	32,638.33	30,138.33
L1 Pro Panel Van											
2300 100kW (136PS) auto – 50kWh battery	2GK91C4ESFT09Q52	1607	803	2411	1200	1400	750	3160	33,600.00	34,238.33	31,738.33
L2 Prime Panel Van											
2300 100kW (136PS) auto – 50kWh battery	2GK95C4ESFT0A052	1649	751	2400	1200	1400	750	3150	32,855.00	33,493.33	30,993.33
L2 Pro Panel Van											
2300 100kW (136PS) auto – 50kWh battery	2GK95C4ESFT09Q52	1650	751	2400	1200	1400	750	3150	34,455.00	35,093.33	32,593.33
L2 Prime Crew Van											
2300 100kW (136PS) auto – 50kWh battery	2GK9SL7ESFT0A052	1729	721	2400	1200	1400	750	3200	34,295.00	34,933.33	32,433.33

Please note: On-the-road recommended retail prices (RRP) include number plates and delivery to Retailer of £583.33 exc. VAT (£700.00 inc. VAT) and new vehicle first registration fee of £55.00 (correct at time of publication). Excludes fuel and insurance. Price has been calculated using manufacturer estimates and includes an OZEV grant of up to £2,500.00 which has been deducted from the price of the vehicle (OZEV Grant not available in the Isle of Man). The grant is a government incentive and is subject to withdrawal prior to delivery of your vehicle. Retailers may be required to carry out more than one credit check during the course of the order process. You may be required to place a deposit when placing your order with your supplying Retailer. In the event of a price change, deposit refunds will be governed by your supplying Retailer's policy and as such must be discussed with the supplying Retailer.

Gross plated weights (including axle weights) quoted on the vehicle plate are to UK plated weight specification and must never be exceeded.

*Provisional data. **Minimum Mass for standard vehicles will vary according to the vehicle specification (including trim, options and accessories) with a corresponding variation in payload.

Combo Electric is not covered by our Price Protection Guarantee. See 'Further Information' page for details.

Combo Electric Range

	WLTP Combined Range (miles) [#] - LCDV Code	WLTP City Range (miles) [#] - LCDV Code
L1 Prime Panel Van		
2300 100kW (136PS) auto - 50kWh battery	175*	270*
L1 Pro Panel Van		
2300 100kW (136PS) auto - 50kWh battery	175	270
L2 Prime Panel Van		
2300 100kW (136PS) auto - 50kWh battery	175	270
L2 Pro Panel Van		
2300 100kW (136PS) auto - 50kWh battery	171	251
L2 Prime Crew Van		
2300 100kW (136PS) auto - 50kWh battery	150	237

WLTP figures are based on a configured vehicle as per LCDV code for UK with no options fitted as at 3 February 2022.

[#]The Combo Electric is a battery electric vehicle requiring mains electricity for charging. Range data given has been determined according to WLTP test procedure methodology. The figures shown are intended for comparability purposes only and should only be compared to other cars tested to the same technical standard. The range you achieve under real world driving conditions will depend upon a number of factors, including but not limited to: the accessories fitted (pre and post registration); charging frequency; personal driving style; vehicle load and route characteristics; variations in weather; heating/air conditioning; pre-conditioning and battery condition. For more information, contact your local Vauxhall Retailer.

*Provisional data.

Combo Panel/Crew Van Prices/Weights Euro 6D (6.3)

	LCDV Code	Minimum Mass (kg)*	Maximum indicative payload (kg)	Gross Vehicle Weights (GVW) (kg)	Plated weights (kg)		Towing weights (kg) Braked	Plated Gross Combination Weights (GCW) (kg)	Price (£) exc. VAT	On-the-road RRP (£) exc. VAT	Insurance Groups
					Front axle	Rear axle					
L1 Prime Panel Van Euro 6D (6.3)											
2300 1.5 (100PS) Turbo D	2GK91C4P6KTOA052	1347	998	2345	1200	1400	1000	3345	20,550.00	21,478.33	31E
2300 1.5 (130PS) Turbo D	2GK91C4P4KTOA052	1368	1002	2370	1200	1400	1000	3500	21,450.00	22,378.33	33E
2300 1.5 (130PS) Turbo D Automatic	2GK91C4P41TOA052	1380	1000	2380	1200	1400	1000	3500	22,710.00	23,638.33	tba
L1 Pro Panel Van Euro 6D (6.3)											
2300 1.5 (100PS) Turbo D	2GK91C4P6KT09Q52	1347	998	2345	1200	1400	1000	3345	22,150.00	23,078.33	31E
2300 1.5 (130PS) Turbo D	2GK91C4P4KT09Q52	1347	998	2345	1200	1400	1000	3345	23,050.00	23,978.33	tba
L2 Prime Panel Van Euro 6D (6.3)											
2300 1.5 (100PS) Turbo D	2GK95C4P6KTOA052	1402	953	2355	1200	1400	1000	3355	21,405.00	22,333.33	31E
2300 1.5 (130PS) Turbo D	2GK95C4P4KTOA052	1402	953	2355	1200	1400	1000	3355	22,305.00	23,233.33	33E
2300 1.5 (130PS) Turbo D Automatic	2GK95C4P41TOA052	1430	950	2380	1200	1400	1000	3380	23,565.00	24,493.33	tba
L2 Pro Panel Van Euro 6D (6.3)											
2300 1.5 (100PS) Turbo D	2GK95C4P6KT09Q52	1402	953	2355	1200	1400	1000	3355	23,005.00	23,933.33	32E
L2 Prime Crew Van Euro 6D (6.3)											
2300 1.5 (100PS) Turbo D	2GK9SL7P6KTOA052	1475	900	2375	1200	1400	1000	3425	22,845.00	23,773.33	31E

Please note: On-the-road recommended retail prices (RRP) include number plates and delivery to Retailer of £583.33, 12 months' Vehicle Excise Duty and new vehicle first registration fee of £55.00. Excludes fuel and insurance.

VAT reclaimable status requires a minimum 1-tonne payload for Crew Vans in accordance with HMRC guidance. Crew Vans with a payload of less than 1-tonne may be eligible for VAT reclaimable status, subject to further HMRC assessment. Customers are advised to consult their local HMRC office or visit www.gov.uk/government/organisations/hm-revenue-customs for further details in relation to VAT reclaimable status. Payload calculations should take into consideration local UK Specification and Trim Level. Ordered options may also impact payload.

Gross plated weights (including axle weights) quoted on the vehicle plate are to UK plated weight specification and must never be exceeded. Unbraked towing weight 600kg – all models.

*Minimum Mass for standard vehicles include coolant, oil and 90% full fuel tank. They will vary according to the vehicle specification (including trim, options and accessories) with a corresponding variation in payload.

Combo Fuel Economy/Emissions Euro 6D (6.3)

	WLTP Combined CO ₂ /mpg# - LCDV Code	WLTP Fuel economy mpg (litres/100km)#		CO ₂ (g/km)#	
		Combined Low	Combined High	High	Low
L1 Prime Panel Van Euro 6D (6.3)					
2300 1.5 (100PS) Turbo D*	144/51.4	47.1 (6.0)	52.3 (5.4)	158	140
2300 1.5 (130PS) Turbo D**	145/51.5	42.2 (6.7)	44.1 (6.4)	176	167
2300 1.5 (130PS) Turbo D Automatic**	150/49.5	45.6 (6.2)	48.7 (5.8)	162	151
L1 Pro Panel Van Euro 6D (6.3)					
2300 1.5 (100PS) Turbo D*	144/51.4	47.1 (6.0)	52.3 (5.4)	158	140
2300 1.5 (130PS) Turbo D**	148/50.5	42.2 (6.7)	44.1 (6.4)	176	167
L2 Prime Panel Van Euro 6D (6.3)					
2300 1.5 (100PS) Turbo D*	144/51.4	47.1 (6.0)	52.3 (5.4)	158	140
2300 1.5 (130PS) Turbo D**	148/50.5	42.2 (6.7)	44.1 (6.4)	176	167
2300 1.5 (130PS) Turbo D Automatic	152/48.7	45.6 (6.2)	48.7 (5.8)	162	151
L2 Pro Panel Van Euro 6D (6.3)					
2300 1.5 (100PS) Turbo D*	145/50.5	47.1 (6.0)	52.3 (5.4)	158	140
L2 Prime Crew Van Euro 6D (6.3)					
2300 1.5 (100PS) Turbo D*	148/50.5	47.1 (6.0)	52.3 (5.4)	158	140

WLTP figures are based on a configured vehicle as per LCDV code for UK with no options fitted as at 3 February 2022.

#Figures shown are for comparison purposes and should only be compared to the fuel consumption and CO₂ values of other vehicles tested to the same technical standard. The fuel consumption achieved, and CO₂ produced, in real world conditions will depend upon a number of factors including, but not limited to: the accessories fitted (pre and post registration); variations in weather; driving styles and vehicle load. The WLTP (Worldwide Harmonised Light Vehicles Test Procedure) is used to measure fuel consumption and CO₂ figures. The CO₂ figures display a range to reflect the highest value for the highest emitting version with all available options added, through to a minimum value to represent the lowest emitting version in standard specification.

*Available from October 2022. **Availability TBA.

Safety

Standard Features – The following features are standard across the entire Combo range.



Airbag

- Driver's airbag

Braking

- Anti-lock braking system (ABS)
- Electronic stability programme
- Electronic brakeforce distribution – Automatically apportions the optimum braking force to each wheel
- Emergency brake assist
- Hill start assist – Briefly maintains rear brake pressure to stop the vehicle rolling back on an incline

Bulkhead

- Full-height steel bulkhead – Pro models include load-through facility

Driver/passenger safety

- Energy-absorbing steering column
- Side-impact protection beams
- Reinforced passenger safety cell
- Deformation zones front and rear
- Height-adjustable front seatbelts

Stability

- Electronic Stability Programme (ESP) – ESP monitors many different inputs to determine when the car starts to lose traction, it can then immediately respond by varying the brake pressure between up to three wheels and adjust the engine output to help correct the loss of traction and improve stability

Additional ESP features

- Traction control
- Corner stability control
- Engine drag torque control – Improves directional stability by preventing the driven wheels from locking on slippery surfaces under the influence of engine braking

Additionally Crew Van models feature

- Rear lap and diagonal seatbelts
- Two-position moveable ladder frame bulkhead
- Front passenger's airbag
- Driver and front passenger's side-impact airbags

VX_COMV_28938

Safety

Model Specific Features/Options

	Option Code*	Electric model					
		Prime	Pro	Prime Crew Van	Prime	Pro	Prime Crew Van
Safety							
Front passenger's airbag	NN01	£200	£200		£200	£200	
Driver and front passenger airbags, and side-impact airbags				●			●
Driver and front passenger airbags, side-impact airbags and curtain airbags	NF12	£360	£360		£360	£360	
Deactivation switch for front passenger's front and side-impact airbags (when specified)**		●	●	●	●	●	●
Full-height steel bulkhead with window	PX35	£60			£60		
Two-position moveable ladder frame bulkhead				●			●
Option Packs							
Sight and Light Pack – Rain sensitive windscreen wipers/Automatic lighting control/ Front fog lights/Electrically-operated windows (standard on automatic diesel models)	J670	£270	●	£270	£270†	●	£270
Safety Pack including Heated Steering Wheel – Lane keep assist/Speed sign recognition/Automatic emergency braking/Driver drowsiness/High beam assist/ Leather steering wheel (standard on automatic diesel models)	VH39	£770	£770	£770	£770†	£770	£770
Loading Pack – LED illuminated load area/Additional fixed floor-mounted load restraint lashing eyes/Vinyl load floor covering/Dual front passenger's fixed bench seat/Fold-flat centre seat backrest with table/Two-way foldable outer seat/ Load-through bulkhead/Electronic parking brake/'Seatbelt unfastened' warning/230v accessory socket	J683	£650		£650	£650		£650
Worksite Pack – Increased ground clearance/Engine Protection/Reinforced Mud and Snow Tyres/Spare wheel/Grip Control	GA03	£500	£500	£500	£500	£500	£500
Driver Pack – Power adjustable heated door mirrors/6-way adjustable driver's seat with headrest/Front fog lights††/Multimedia with 8-inch touchscreen/High beam assist/Automatic lighting control††	J6BH/J6BJ††	£350	●		£350	●	

*Optional at extra cost excluding VAT. **Only available when passenger's airbag options are specified. †Manual models only. ††Standard on automatic diesel models only. Option code applies to automatic diesel models.

Driver Assistance

Standard Features – The following features are standard across the entire Combo range.
 Specific features by model are outlined in the separate tabular information.

Cruise control with speed limiter

With steering wheel mounted controls. Enables you to maintain a constant speed, making it ideal for economical motorway driving.

Driver drowsiness system

The system monitors driving time and driving behaviour to help prevent accidents caused by tiredness (auto Prime only).

Wipers

- Two-speed windscreen wipers with variable intermittent wipe
- Rain-sensitive windscreen wipers (Prime auto and Pro models only)

- Magic Wash System – Mounted in the front windscreen wipers, Combo models benefit from our innovative windscreen wash system, designed to more effectively distribute water and reduce wastage. Using nozzles located above the wiper blades, fluid is distributed as the wiper sweeps the windscreen. This avoids the ‘temporary blindness’ of more conventional bonnet mounted systems between fluid release and wiper sweeping, improving visibility

Speed sign recognition (auto Prime only)

Detects and then displays speed limits, reducing uncertainty and the risk of speeding.

- Recognises different speed signs, including temporary speed restrictions
- Displays reminder in the instrument cluster
- Works in conjunction with the cruise control/speed limiter to help the driver adapt to the recognised speed limit

Model Specific Features/Options

	Option Code*	Electric model			Prime model		
		Prime	Pro	Prime Crew Van	Prime	Pro	Prime Crew Van
Driver Assistance							
Floor-mounted handbrake lever – Standard on Prime manual models only					●		●
Electronic parking brake – Prime automatic models only		●	●	●	●	●	
Rear parking distance sensors	UB01	£200	●	£200	£200	●	£200
Front and rear parking distance sensors with blind spot assist	AO01	£600	£600	£600	£600	£600	£600
Surround rear vision – Only available in conjunction with front fog lights and front/rear parking distance sensors Permanent display through digital rear-view mirror with three functions: • Side passenger view – Enables passenger side blind spot to be seen • Rear-view monitoring – Provides an image from the rear and effectively replaces rear-view mirror • Visual aid for reversing – Displays area to the rear of the vehicle when in reverse gear and indicates the width of the vehicle with the rear-view mirrors extended	N201	£650			£650		
Rear-view camera – Only available with front fog lights and rear, or front/rear parking distance sensors	UB09	£395	●	£395	£395	●	£395

*Optional at extra cost excluding VAT.

Driver Information and Security

Standard Features – The following features are standard across the entire Combo range.
 Specific features by model are outlined in the separate tabular information.

Driver Information

Instrumentation

- Speedometer and rev counter
- Fuel gauge with low fuel level warning light
- Water temperature gauge with warning light
- Shift-up indication light (manual models only) – Indicates when to change gear for optimum fuel economy

Driver information display

(centrally located in instrument cluster)

- 3.5-inch colour display (Standard on automatic Prime models only)
- Trip computer data
- Total mileage
- Service-due indicator

Multi-function trip computer

(displayed on driver information display)

- Trip mileage
- Vehicle range based on remaining fuel
- Average speed
- Average fuel economy
- Instantaneous fuel economy

Central facia display

(format dependent on infotainment unit)

- Audio information
- Digital clock with automatic RDS time adjustment
- Outside air temperature with ice warning function
- Additional features dependent on infotainment unit (see infotainment for details)

Security

- Electronically protected audio equipment
- Engine deadlock immobiliser
- Visible Vehicle Identification Number (VIN)
- Locking wheel bolts for alloy wheels

Remote control central locking

- Operates on doors and fuel filler/EV charging flap
- Deadlocking
- Central locking activation switch on driver's door
- Two folding keys

Model Specific Feature

	Option code	Electric model					
		Prime	Pro	Prime Crew Van	Prime	Pro	Prime Crew Van
Security							
Remote control ultrasonic security alarm system		●	●	●	●	●	●

Convenience

Standard Features – The following features are standard across the entire Combo range.
 Specific features by model are outlined in the separate tabular information.

Interior Convenience

- 12v accessory socket
- Driver’s and front passenger’s sun visors.
 Vanity mirror on rear of driver’s sunvisor
- Dipping rear-view mirror
- Reach and rake-adjustable steering
- USB connection
- Steering wheel mounted audio controls

Interior Storage

- Two facia-mounted drinks holders
- Two drinks holders in centre console
- Large open storage pocket behind infotainment screen
- Small open storage compartment behind gear lever
- Two large and two small open door pockets
- Open storage compartment below glovebox
- Full-width overhead storage shelf with ambient lighting

Heating and Ventilation

- Air conditioning • Cab heating with six-speed fan
- Illuminated controls • Four adjustable facia vents
- Windscreen demist vents • Side window demist vents

Exterior Convenience

Door mirrors

- Twin electrically adjustable/heated door mirrors
 (foldable on Pro models)

Windows

- Solar heat-absorbing windscreen
- Electrically operated windows with safety autoreverse and one-touch up/down facility
- Glazed tailgate with heated window and wash/wipe facility
- Tinted windows

Model Specific Options

	Option Code*	Electric model			Prime	Pro	Prime Crew Van
		Prime	Pro	Prime Crew Van			
Exterior Convenience							
11kW three-phase on-board charger with mode-3 7kW cable (added at POE)	LZ04	£350	£350	£350			
70Ah Battery, increased capacity alternator and CANbus	BQ01	£150	£150	£150	£150	£150	£150

*Optional at extra cost excluding VAT.

Exterior Style and Lighting

Standard Features – The following features are standard across the entire Combo range.
 Specific features by model are outlined in the separate tabular information.

Exterior Styling

- Nearside sliding side-access door
- Twin solid rear doors
- Side-protection mouldings
- Black door mirrors

Exterior Lighting

- Daytime running lights
- Lights-on audible warning – When driver’s door is opened an audible warning sounds to alert the lights have been left on

- Manual headlight beam levelling. Use to adapt headlight range to the vehicle load to prevent dazzling
- Rear fog light
- Reversing light
- Hazard warning lights

Model Specific Feature

Model Specific Feature	Option Code	Electric model					
		Prime	Pro	Prime Crew Van	Prime	Pro	Prime Crew Van
Exterior Style							
Body-colour front and rear bumpers			●			●	

Load Area

Standard Features – The following features are standard across the entire Combo range.
 Specific features by model are outlined in the separate tabular information.

Load access

Side access – Unglazed

- Kerbside sliding side-access door – L1 models

Rear access – Unglazed

- Twin solid rear doors

Load restraint

- Six fixed floor-mounted load restraint lashing eyes

Model Specific Features/Options

	Option Code*	Electric model					
		Prime	Pro	Prime Crew Van	Prime	Pro	Prime Crew Van
Load Area							
Offside sliding side-access door – Standard on L2	PC19	£275	£275	●	£275	£275	●
Twin glazed rear doors – Only available with glazed bulkhead options	PB04	£230	£230	●	£230	£230	●

*Optional at extra cost excluding VAT.

Load Area – FlexCargo



Model Specific Feature/Options

	Option Code*	Electric model			Prime	Pro	Prime Crew Van
		Prime	Pro	Prime Crew Van			
FlexCargo Pack – Dual front passenger’s fixed bench seat/Fold-flat centre seat backrest with table/Two-way foldable outer seat/Load-through bulkhead/ Electronic parking brake/Seatbelt unfastened’ audible warning and warning light. Not available on Diesel Automatic models	ME08	£450	●		£450	●	
FlexCargo Glazed Pack – Dual front passenger’s fixed bench seat/Fold-flat centre seat backrest with table/Two-way foldable outer seat/Load-through glazed bulkhead/ Electronic parking brake/Seatbelt unfastened’ audible warning and warning light. Not available on Diesel Automatic models. Available only when glazed rear door option is specified	ME08/PX35	£510	£60		£510	£60	

*Optional at extra cost excluding VAT.

Infotainment

Standard Features

Multimedia with 8-inch touchscreen

Standard on Prime models

Onboard features:

- 8-inch colour touchscreen
- AM/FM stereo radio
- DAB Digital radio
- RDS with Traffic Programme
- Four speakers

Media connections:

- USB connection
- Bluetooth® A2DP audio streaming (Advanced Audio Distribution Profile)

Mobile phone portal:

- Bluetooth® connectivity
- Vehicle microphone
- Phone book access – Contacts/last calls/missed calls etc. are mirrored on the display and are easily navigated using the touchscreen (features dependent on mobile phone)
- Smartphone interface – Apple CarPlay/Android Auto™

Additional feature:

- Flexible roof-mounted aerial
- Steering wheel mounted audio and phone controls

Multimedia Navi Pro with 8-inch touchscreen (WL2K)

Standard on Pro models and optional on Prime models at £450 excluding VAT

Features as Multimedia, with the addition of:

- Satellite navigation system
- 2D/3D street level mapping
- European coverage
- Points-of-interest search
- Eco routing
- Map updates via USB
- Second USB connection
- Three years subscription to TomTom Live*
- On-line navigation services provided by TomTom®
- Ten speakers

Vauxhall Connect**

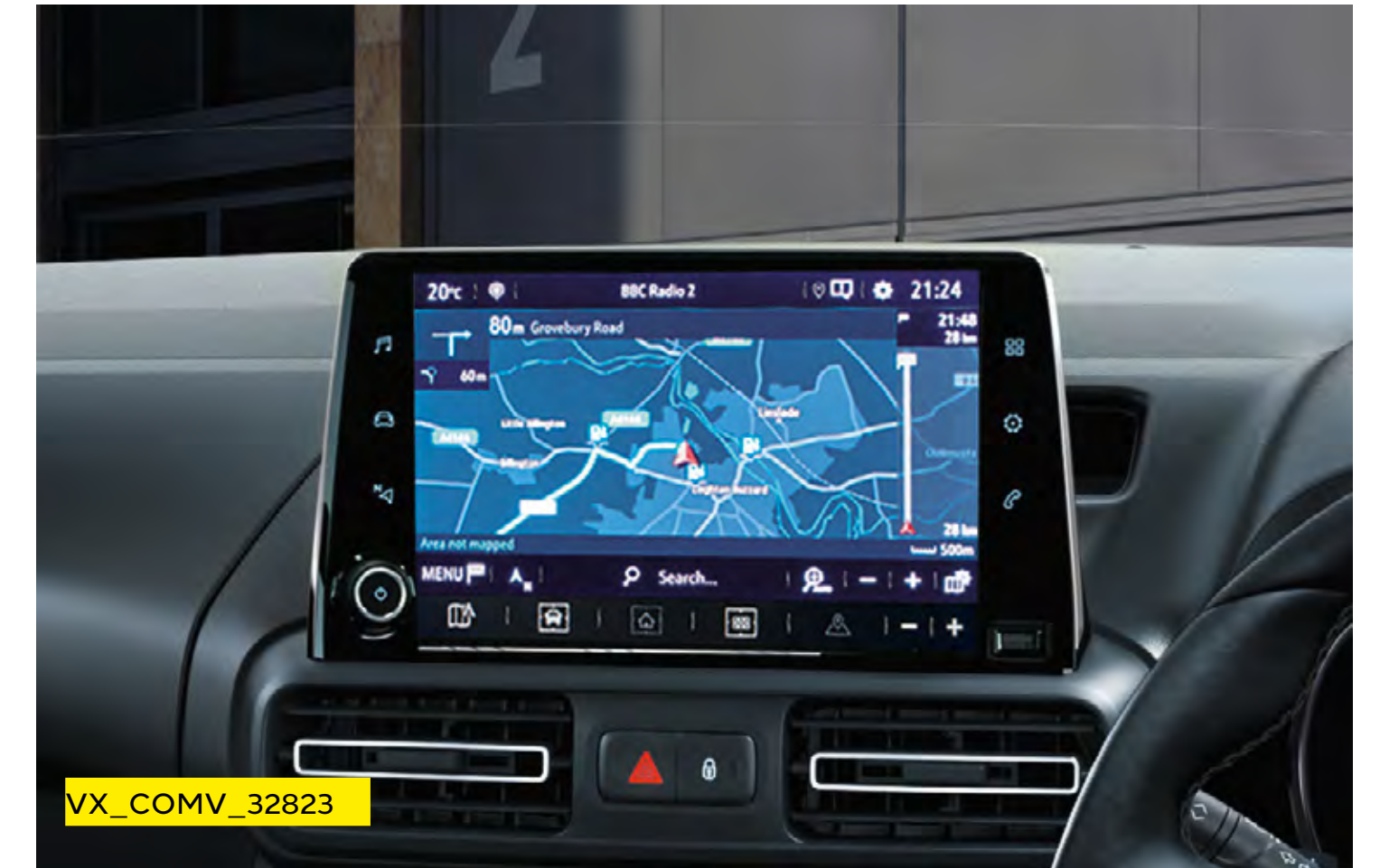
e-Call and b-Call:

Help when you need it, 24/7, 365 days a year, that's what you get with new Vauxhall Connect. In an emergency or breakdown, you'll be put in touch with a trained advisor, with just the touch of a button.

Live Navigation Plus and more:

You can also access live navigation services, receive regular vehicle diagnostic info plus there's a host of remote convenience features available through the MyVauxhall app.

- **Peace of mind:** emergency call, breakdown call and regular vehicle status and information
- **Convenience:** remote functions (e.g. lock/unlock the door)
- **Our additional services for electric vehicles:** trip planning, remote settings or public charging solutions – we keep you going!
- **Smart driving:** enjoy a relaxed ride thanks to live navigation and trip management
- **Traffic alerts:** Live Navigation Plus introduces speed camera, traffic light camera and accident hotspot alerts



Please note that compatibility and certain functions may be different depending on the type of device and operating system you're using with the Multimedia systems. Apple CarPlay is a trademark of Apple Inc. Apple and iPhone are trademarks of Apple Inc., registered in the U.S. and other countries. Android is a trademark of Google Inc, also registered in the U.S. and other countries. *Additional terms and conditions apply to connected services, including customer acceptance of location sharing prior to activation. **Services may require a subscription/fee and are subject to mobile network coverage and availability. Standard with Navi only. Live navigation services are included for 3 years and thereafter are subject to an additional subscription fee.

Please note, Android smartphone projection illustrated on 8-inch colour touchscreen on Multimedia Navi Pro audio unit.

Seating and Comfort

All models



Steering wheel:

- Three-spoke flat-bottomed design
- Satin chrome-effect bezel

Seat trim:

- Mistral/Lama grey fabric seat trim inserts
- Mistral grey fabric side bolsters

Front seating:

- Driver's seat (four-way adjustable):
 - Reach - Backrest
 - Head restraint
- Passenger's seat:
 - Single fixed - Head restraint

Additional Pro features:

- Passenger's bench seat:
 - Dual front passengers' fixed bench seat
 - Fold-flat centre seat backrest with table
 - Two-way foldable outer seat
 - Head restraints

Additional Crew Van features:

- Foldable four-way adjustable passenger's seat with armrest
- Three-seat second-row split-folding bench
- Vinyl load floor covering

Additional Pro/Crew Van features:

- Driver's seat (six-way adjustable):
 - Height - Reach - Backrest
 - Manual lumbar adjustment
 - Armrest - Head restraint

Exterior Colours

Kaolin White (POPR)*
Solid paint



VX_COMV_28902

Moonstone Grey (MOVL)**
Two-coat metallic paint **£400**



VX_COMV_28900

Quartz Silver (MOF4)**
Two-coat metallic paint **£400**



VX_COMV_28906

Pearl Black (M09V)**
Two-coat metallic paint **£400**



VX_COMV_28905

Special Colours

Ardent Red (EOX9)*
Special colour £545



Available on Vivaro also as a special colour.

Aden Red (E01N)*
Special colour £545



Post Red (E01W)*
Special colour £545




Available on Vivaro also as a special colour.

Fire Red (EOKC)*
Special colour £545




Available on Movano also as a special colour.

Aluminium Grey (EOZR)*
Special colour £545



Available on Vivaro also as a special colour.

Pine Green (E0SL)*
Special colour £545



Available on Movano also as a special colour.

Imperial Blue (E04P)*
Special colour £545



Available on Vivaro also as a special colour.

Additional lead-time for special paint will be confirmed at order placement (event 25). Consult Retailer for details.
The colours reproduced may vary slightly from the actual paint colour. As a result they should be used as a guide only.
*Optional at extra cost excluding VAT.

Special Colours

Power Blue (EOMG)*
Special colour **£545**



Available on Vivaro and Movano also as a special colour.

Vertigo Blue (E05V)*
Special colour **£545**



Post Yellow (E0DC)*
Special colour **£545**






Available on Vivaro and Movano also as a special colour.

Genet Yellow (E0AS)*
Special colour **£545**



Available on Vivaro and Movano also as a special colour.

Wheels and Tyres

		Electric model						
		Option Code*	Prime	Pro	Prime Crew Van	Prime	Pro	Prime Crew Van
	16-inch steel wheels with centre caps • 205/60 R 16 tyres • Emergency tyre inflation kit (in lieu of spare wheel)		●		●	●		●
	16-inch steel wheels with full-diameter wheel trims • 205/60 R 16 tyres • Emergency tyre inflation kit (in lieu of spare wheel)			●			●	
	16-inch seven-spoke alloy wheels • 205/60 R 16 tyres • Emergency tyre inflation kit (in lieu of spare wheel)	DZSD	£200	£200	£200	£200	£200	£200
	16-inch steel spare wheel • 205/60 R 16 tyres • In lieu of emergency tyre inflation kit	LV00	£105	£105	£105	£105	£105	£105

*Optional at extra cost excluding VAT.

Diesel Engines

	1.5 (100PS) Turbo D BlueInjection	1.5 (130PS) Turbo D BlueInjection
Capacity	1499cc	1499cc
Maximum power	100PS (75kW) @ 3500rpm	130PS (96kW) @ 3750rpm
Maximum torque	250Nm (184lb.ft.) @ 1750rpm	300Nm (221lb.ft.) @ 1750rpm
Configuration	4 cylinders, 4 valves per cylinder, double overhead camshafts	4 cylinders, 4 valves per cylinder, double overhead camshafts
Fuel/induction system	Variable-nozzle turbocharger with electric switching. Common rail direct injection	Variable-nozzle turbocharger with electric switching. Common rail direct injection
Emission compliance	Euro 6D (6.4)	Euro 6D (6.4)
Service interval	25,000 miles or 2 years (whichever occurs sooner)	25,000 miles or 2 years (whichever occurs sooner)

Combo Electric Specifications*

Single-speed electronic drive selector

As the motor is an all-electric single-speed drive unit, there is no need for multiple gears. Instead, the shifter lets the driver select from the following:

- Park
- Reverse
- Neutral
- Drive
- Braking (for increased regenerative braking)

Drive Mode Selector

The driver can determine the driving style through selecting one of the following modes:

- **Power:** with high power reserves for the highest top speed and torque. Recommended at full capacity
- **Normal:** for a balanced drive that offers a compromise between performance and energy efficiency. WLTP range is validated in this mode
- **ECO:** for maximum range and energy efficiency. The ECO mode deactivates all unnecessary energy-consuming features and reduces the top speed, torque and overall performance


Braking

Energy recuperation

The regenerative braking system works when the vehicle is in motion, energy created by the resistance of the brakes against the drivetrain is converted into DC voltage to partially recharge the battery. The driver can also engage braking mode through the drive selector to increase the level of energy recuperation.

Single foot driving experience

The system not only utilises the energy when the brakes are being used, but also engages when the vehicle is coasting, recovering more energy and enabling single foot driving as the brakes automatically engage when the throttle pedal is released.



Drivetrain	Combo-e
CO ₂ emissions	0g/km
Maximum power	100kW (136PS)
Maximum torque	260Nm (192lb. ft.)
Acceleration 0-62mph	11.7 sec
Maximum speed	81mph
Transmission	Automatic electric drive with fixed gear ratio
Service interval	Every 25,000 miles or 2 years (whichever comes sooner). Initial inspection at 12,500 miles or 1 year (whichever comes sooner)

The Combo Electric is a battery electric vehicle requiring mains electricity for charging. Range data given has been determined according to WLTP test procedure methodology. The figures shown are intended for comparability purposes only and should only be compared to other cars tested to the same technical standard. The range you achieve under real world driving conditions will depend upon a number of factors, including but not limited to: the accessories fitted (pre and post registration); charging frequency; personal driving style; vehicle load and route characteristics; variations in weather; heating/air conditioning; pre-conditioning and battery condition. For more information, contact your local Vauxhall Retailer.

*Provisional data.

Combo Electric Specifications

Charging

Combo Electric comes fitted with an 7.4kW on-board charger and mode 3 cable. An 11kW on-board charger is available as an extra cost option.

The charging flap's Padlock LED lights up when the cable is correctly plugged in and locked and then acts as a user interface to show the charging status via coloured LED lights:

- **White:** welcome light that helps to light up the area, especially useful in dark conditions
- **Flashing green:** charging in progress
- **Solid green:** charging complete
- **Solid blue:** delayed charging toggled; changes to flashing green when charging commences
- **Solid red:** malfunction

The driver may also choose from two settings:

- **Immediate charging (the standard setting):** Starts charging as soon as the vehicle is docked for charging
- **Delayed charging:** This is especially useful for when cheaper electric rates are desired, e.g. charging at night. Simply enter a charging start time

Please note, EV range assumes that vehicle has been pre-conditioned prior to journey. This function can be accessed either via MyVauxhall App (standard with all Combo Electric models or with optional Navi Pro). For WLTP definitions see Glossary of Terms.

Charging		
Supply	Socket	Charge Time (0-100%)
AC current - Domestic 3 pin socket (2.3kW)	Type 2	21h 45m
AC current - Home wallbox or public charger (7kW)	Type 2	7h 30m
AC current - Public charger (11kW)*	Type 2	5h
DC current - Rapid charger (100kW)	CCS	30m (0-80%)

Battery	
Battery capacity	50kWh
AC on-board charger speed (standard)	7.4kW
WLTP Range (Combined)	150-175 miles
WLTP Range (City)	205-271 miles
Energy consumption (Combined low/high)	19.5-23.0kWh/100km
Battery warranty	8 years/100,000 miles/70% capacity



The Combo Electric is a battery electric vehicle requiring mains electricity for charging. Range data given has been determined according to WLTP test procedure methodology. The figures shown are intended for comparability purposes only and should only be compared to other cars tested to the same technical standard. The range you achieve under real world driving conditions will depend upon a number of factors, including but not limited to: the accessories fitted (pre and post registration); charging frequency; personal driving style; vehicle load and route characteristics; variations in weather; heating/air conditioning; pre-conditioning and battery condition. For more information, contact your local Vauxhall Retailer.

*Requires optional 11kW on board charger.

Specifications

Transmission

- Front-wheel drive
- Six-speed manual gearbox – 1.5 (100/130PS) Turbo D models
- Eight-speed Automatic transmission – available on 1.5 (130PS) Turbo D models

Replacing the traditional lever, the Automatic transmission selection-mode dial/drive wheel is an innovative solution that is both elegant and intuitive. By simply twisting the dial, the following modes can be selected:

- Park, for when the vehicle is stationary and the wheels are locked
- Drive, for Automatic forward motion
- Neutral, for when the vehicle is stationary, wheels are free
- Reverse, for Automatic backward motion

For an extra experience of dynamism, the shift paddles for Automatic transmissions are located behind the steering wheel, offering drivers an extra level of control that is highly ergonomic and intuitive. The shift paddles function in the following way:

- To go up a gear, the driver must pull the right lever towards themselves
- To go down a gear, the driver must pull the left lever towards themselves*

Steering

- Speed-sensitive electric power-assisted system
- Turning circle (kerb-to-kerb) – 11.0m (36 ft) L1 models, 11.8m (38.7 ft) L2 models

Suspension

Front: Independent. MacPherson struts with gas-pressure dampers and linear-rate coil springs. Anti-roll bar

Rear: Torsion beam with gas-pressure dampers and constant-rate coil springs (variable-rate on 2300 models)

Fuel tank capacity

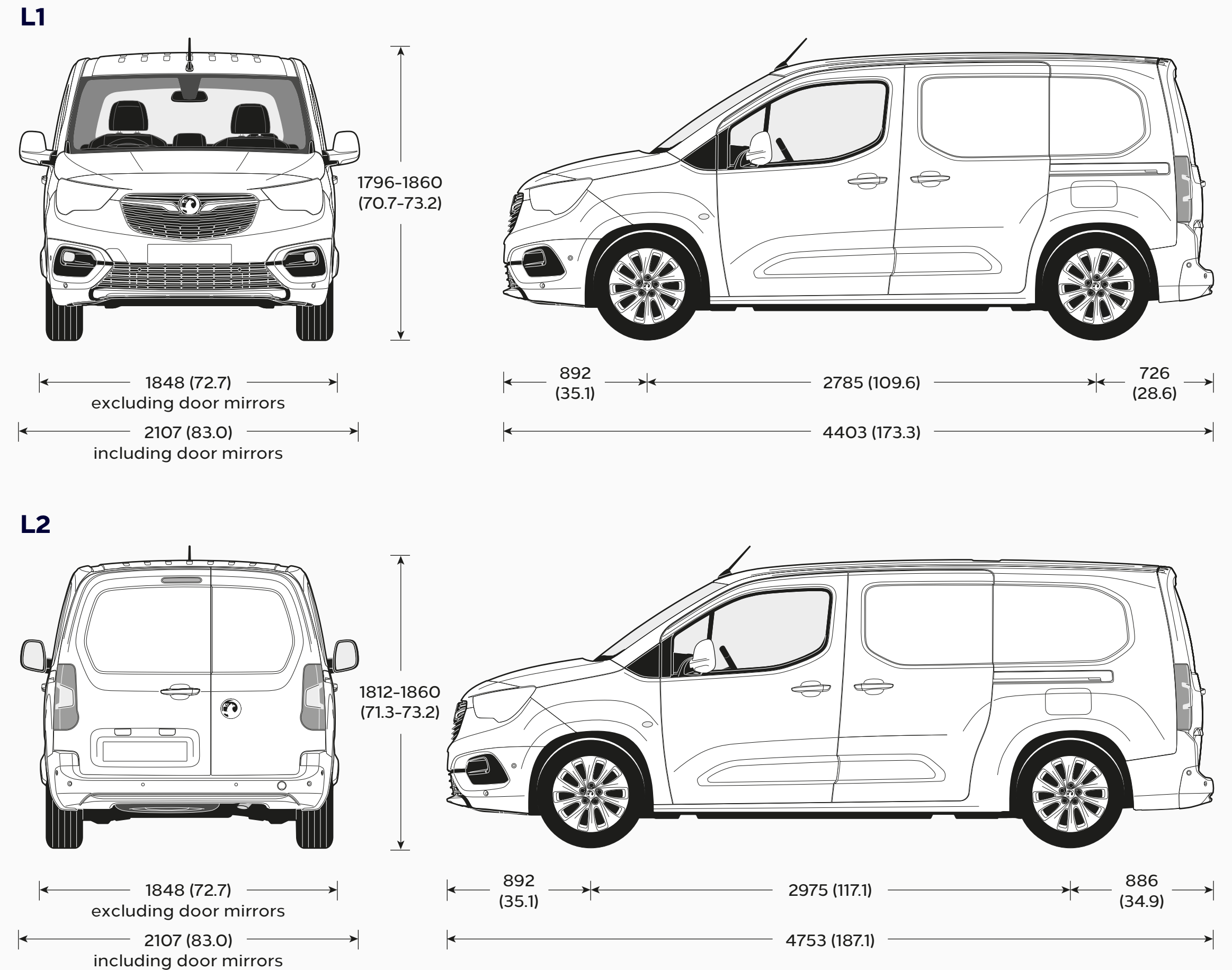
- 50 litres (10.9 gallons)

AdBlue® tank capacity

- 17 litres (3.7 gallons)

Dimensions and Capacities All measurements in mm (inches) unless stated otherwise. Heights shown unladen.

Loadspace Dimensions	Panel Van		Crew Van
	L1	L2	L2
Load length	1527 (60.1) – 1817 (71.5)	1877 (73.9) – 2167 (85.3)	1051 (41.4) – 2110 (83.1)
Load length – With ‘load through’	3090 (121.7)	3440 (135.4)	3050 (120.1)
Maximum load height	1236 (48.7)	1243 (48.9)	1243 (48.9)
Load width – With nearside side-access door	1630 (64.2)	–	–
Load width – With nearside and offside side-access doors	1527 (60.1)	1527 (60.1)	1527 (60.1)
Maximum width between wheel arches	1229 (48.4)	1229 (48.4)	1229 (48.4)
Loading height	548 (21.6) – 610 (24.0)	548 (21.6) – 610 (24.0)	620 (24.4)
Maximum rear door aperture width	1241 (48.9)	1241 (48.9)	1241 (48.9)
Maximum rear door aperture height	1196 (47.1)	1196 (47.1)	1196 (47.1)
Maximum side-access aperture width	675 (26.6)	675 (26.6)	759 (29.9)
Maximum side-access aperture height	1072 (42.2)	1072 (42.2)	1072 (42.2)
Loadspace Volumes cu.m (cu.ft.)			
Panel Van	3.3 (116.5)	3.9 (137.7)	–
Panel Van – With ‘load through’	3.8 (134.2)	4.4 (155.4)	–
Crew Van – With seats folded	–	–	4.0 (141.2)
Crew Van – With seats up (to top of seats)	–	–	1.8 (63.6)
Crew Van – With seats up (to roof)	–	–	3.5 (123.6)



Free2Move Connect Fleet*



Free2Move Connect Fleet is an online fleet management platform. With real-time data provided by on-board vehicle telematics, you have access to this business solution for optimised monitoring of your fleet.

Vauxhall Connect, our vehicle telematics system, is already fitted to many new Vauxhall Light Commercial Vehicles as standard specification. If not standard on the vehicle of your choice, it can usually be ordered as a factory option, or fitted as an accessory box to your existing fleet. It's simply activated over-the-air when you subscribe to Free2Move Connect Fleet.

Control the performance of your Fleet in real-time

Free2Move Connect Fleet offers many benefits and can be used in different ways depending on your own business needs. In particular, it enables you to:

- Control operating costs by tracking mileage and fuel consumption
- Optimise the activity of your field teams and optimise vehicle call-outs using geolocation
- Simplify maintenance planning for your vehicles with automated tracking of service and maintenance alerts
- Reduce risk through monitoring employees driving behaviour, with safety and eco-driving data and personalised advice
- Improve transparency of time-led billing by proving how long your vehicle was on a site
- Set custom reporting to suit your needs

Three-level connectivity service

Pack 1 – Fleet Management

- Tracking journey times and mileage
- Mechanical alerts and remote diagnostic information in real-time
- Accurate assessment of fuel consumption and costs
- Automated monitoring of maintenance and service cycles

Pack 2 – Eco driving

- Driving behaviour analysis (acceleration, hard braking, etc)
- Customised eco-driving advice for the driver

Pack 3 – Geolocation

- Real-time GPS tracking of all vehicles in the fleet
- Time-stamped tracking of the routes taken and analysis of downtime
- Reduction in non-essential use with a set of configurable area entry/exit alerts

Please note all above are 12-month contracts.

EV battery management

Monitor critical battery status in real-time to upload important charging and maintenance protocols.

- Pre-condition battery via smartphone app
- Real-time range data
- Improved fleet rotation to boost productivity and promote longer battery lifespan
- Visibility of battery re-generation, battery discharge, temperature, voltage and amperage to provide real-time alerts and warnings before battery damage occurs



*Vauxhall Connect is standard on Combo Electric and is optional at extra-cost on Combo Diesel models.

For more information, please contact your local Fleet Sales Manager [here](#) or visit the Free2move website [here](#)

Accessories

Safety Total (exc. VAT)

Safety kit (first aid kit, hi-vis vest and warning triangle)	£13
Warning triangle	£7
First aid kit	£12
Hi-vis safety vest – Adult	£3
Emergency seat belt cutter and hammer	£15
Philips ADR620 dash cam	£90

Practical

Spare bulb kit	£56
Stretch tow rope – 3 tonne	£28
Smokers pack	£32

Protection

Carpet mats (set of 2 – front)	£44
Rubber mats (set of 2 – front)	£41
Front parking sensors	£383
Rear parking sensors	£365
Rear window grilles	£143
Splash guards (rear)	£55
Wooden floor protection	
– Except sliding Door – L1	£218
Wooden floor protection – L2	£212
Wooden side panels	
– Except sliding door – L1	£385
Wooden side panels	
– For sliding door – L1	£385
Wooden side panels	
– For sliding door – L2	£416
Plastic floor protection	
– Except sliding door – L1	£238
Plastic floor protection – L2	£300
Plastic side panels	
– Except sliding door – L1	£578
Plastic side panels – For sliding door – L2	£679

Transport solutions Total (exc. VAT)

Roof base carrier ¹ (set of 2 bars) for vehicles without roof rails	£146
Roof base carrier (set of 2 bars) for vehicles with roof rails ¹	£173
Additional roof base carrier (1 bar)	£80
Aluminium roof rack (without roof rails)	
– L1	£668
– L2	£720
Steel roof rack (without roof rails)	
– L1	£545
– L2	£623
Roof Carriers	
Thule ladder tilt 311	£498
Thule ladder holder 330	£116
Thule ladder roller 335	£75
Thule front load stop system (side profiles)	£168
Thule front load stop system 321 (front)	£79
Thule ratchet tie down strap	£25
Thule fold down load stop 315	£50
Thule square bar adapter	£37
Roof carriers (requires base carrier)	
Bike roof carrier – Thule FreeRide 532	£65
Bike roof carrier – Thule Expert 298	£109
Surfboard roof carrier – Thule 833	£68
Ski roof carrier (up to 4 pairs) – Thule 7324	£116
Ski roof carrier (up to 6 pairs) – Thule 7326	£210

Transport solutions Total (exc. VAT)

Hard shell roof boxes (requires base carrier)	
Thule Ocean 80	£205
Thule Ocean 200	£312
Thule Touring 200	£357
Thule Touring 700	£410
Thule Motion 800	from £441

Please note: Prices shown are fully fitted and painted, where applicable and include VAT. Please check with your local Vauxhall Retailer for details. It is advisable to ensure your insurance policy is adequate to cover additional fitted accessories. Prices correct at time of publication.

¹A dedicated T-Track adapter (Thule 697-4 or Thule 697-6) is required for the installation of specific roof boxes, contact your local Vauxhall Retailer for details.

Glossary of Terms

Plated weight

The maximum weight to which a vehicle or an axle may be loaded, determined either by the design of the components or by legislation. All commercial vehicles must carry a manufacturer's 'plate' showing the vehicle and axle gross 'plated weights'. It is an offence to drive a vehicle in a condition where any of these weights are exceeded.

Minimum Mass

Minimum Mass ('Mass in running order' on Certificate of Conformity and 'Mass in Service' on V5C form) is defined according to European Type Approval and include all fluids, tools and 90% fuel load. It is minimum mass for this variant and does not consider local specification/trim or deletable options (specific to Movano). Weights are also subject to manufacturing tolerances (EU Legislation allows 5% tolerance).

Gross Vehicle Weight (GVW)

The total permissible weight of a vehicle including payload and passengers, as shown on the manufacturer's plate.

Gross Combination Weight (GCW)

The maximum permissible weight of a vehicle, including payload and passengers, combined with the total weight of any trailer it is towing. The maximum GCW weight limit is quoted on the vehicle plate and must not be exceeded.

Payload

The total permissible weight that can be carried without exceeding the vehicle's plated weight. Payload do not include driver but do take into consideration specification/trim level:

Weights are also subject to manufacturing tolerances (EU Legislation allows 5% tolerance). Payload does not consider any additional options that a customer may order.

Roof loads

- Combo roof load should not exceed 100kg including the weight of the roof rack/carrier

Maximum towing weight

The maximum weight of any trailer and its load which may be towed within the limit of the vehicle's plated Gross Combination Weight (GCW). It is based on the ability of the vehicle – at full GCW – to restart on a 12% gradient, which is approximately 1 in 8.3, at sea level. At altitudes above 1500 metres, the engine output may drop with a corresponding reduction in towing capability. It is the operator's responsibility to ensure that the trailer noseweight does not cause the rear axle plated weight of the towing vehicle to be exceeded.

Always fit Vauxhall towing attachments and accessories available from your Vauxhall Commercial Vehicle Retailer. They are designed specifically for Vauxhall models and carry a 12-month warranty.

Conversions

A new conversion portal has been introduced. This significantly improves the transparency and response of all communication with body-builders, and converters: converters-and-groupe-psa.com

This website contains complete technical guidelines necessary to convert Vauxhall commercial vehicles – Combo (eK9/K9); Vivaro (eKO/KO); Movano (eX250/X250).

- Conversion Guidelines
- 2D Drawings
- 3D CAD
- WLTP Range/Emission Calculator
- Technical Questions
- Conversion Approval including LONO

Any converter of Vauxhall product should create an account on this portal including those using IVA as approval process. In fact WLTP will make this necessary.

Glossary of Terms

Commercial Vehicle Categories

Differences between M1/N1 and M2/N2 (Vehicles with GVW above 3500kg)

Category M: Passenger carriers

Category M1: Vehicles designed and constructed for the carriage of passengers and comprising no more than eight seats in addition to the driver's seat.

Category M2: Vehicles designed and constructed for the carriage of passengers, comprising more than eight seats in addition to the driver's seat, and having a maximum mass not exceeding 5 tonnes.

Category N: Goods vehicles

Category N1: Vehicles designed and constructed for the carriage of goods and having a maximum mass not exceeding 3.5 tonnes.

Category N2: Vehicles designed and constructed for the carriage of goods and having a maximum mass exceeding 3.5 tonnes but not exceeding 12 tonnes.

Specific differences, all M2/N2 require the following:

Speed limiter: All M2/N2 vehicles are legally required to be speed limited. M2 to 62mph and N2 to 56mph.

For driver license, CPC, tachograph, operator's license and MOT information, see table opposite for further specific N1/N2 differences.

	N1	N2
Definition	GVW ≤3500kg Vehicles designed and constructed for the carriage of goods and having a maximum mass not exceeding 3.5 tonnes.	GVW >3500kg Vehicles designed and constructed for the carriage of goods and having a maximum mass exceeding 3.5 tonnes but not exceeding 12 tonnes.
Specification	None	Mandates <ul style="list-style-type: none"> • 56mph (90kmh) Speed Limiter (hard-coded) • Smart Tachograph
Tachograph	Not required	It is a legal requirement to administer the activities of drivers subject to the EU or AETR drivers' hours rules, and also record the vehicle's speed, distance and time. A Smart Card is required for digital tachograph and these are available from the DVLA. The tachograph of a new vehicle must be calibrated within two weeks of first registration.
EV Range	Combined cycle up to 149miles (75kWh battery) City cycle up to 172miles (75kWh battery)	N2 are not tested for emissions nor range. However as N2 has a hard-coded speed-limiter, this deteriorates impact of higher speed cycles of WLTP and range will be closer to city cycle than combined on N1.
Driver Licence	Normal license	Commercial vehicles with GVW greater than 3.5 tonnes have different license requirements. For any new drivers C1 category is necessary. Under some circumstances (social purposes for a non-commercial body) it is possible to drive a minibus without a D1 entitlement (Minibus) however eligibility for this exemption should be confirmed with DVSA. Driver CPC: Driver Certificate of Professional Competence mandates 35 hours of periodic training every 5 years to maintain licence (from September 2014). EV LCVs up to 4.25 tonnes are currently exempt however the training element is still required.
Operating Licence	Not required	This may also be required to ensure that vehicles are kept safe and in good condition at all times. Specifically for M2, PSV (public service vehicle) operator's licence is required. Exemptions in some circumstances may be permitted but this should always be confirmed with DVSA.
PiVG	Up to £5,000	From 1st April – EV LCVs up to 4.25 tonnes are recategorised as larger vans, and only eligible for grant of up to £5,000 only.
MOT Testing	After three years, every year (same as cars)	M2/N2 must be tested each year, and vehicle presented with a completed Certificate of Conformity (CoC).

Further Information

Vauxhall on-the-road recommended retail prices (RRP)

To eliminate uncertainty about hidden costs incurred when buying a new commercial vehicle, Vauxhall publishes on-the-road prices and these are shown in the pricing tables within this price guide. The prices shown are manufacturer's recommended retail prices (RRP) unless otherwise stated, exclusive of VAT (currently at a rate of 20% which may be payable). These prices include the recommended cost of number plates, delivery to a Vauxhall Retailer of £583.33 (£700.00 including VAT), 12 months' Government Vehicle Excise Duty* and the DVLA new vehicle first registration fee of £55.00.*

Please note: The RRP does not include fuel supplied by the Retailer, motor insurance or any other goods or services supplied by agreement between the Retailer and customer.

*Correct at time of publication.

Price protection

Order a new Vauxhall for build in the current model year (as confirmed by your Retailer) for delivery no more than three months in advance and the price you are quoted is the price you pay. This is irrespective of any subsequent price rises between placing your order and delivery of your new car, but you must take delivery as soon as the car is available.

Please note: Price protection does not apply to electric/hybrid models. Vauxhall Motors Limited is not liable for price adjustments caused by Government changes in the rate of VAT (currently 20%), Vehicle Excise Duty, DVLA new vehicle first registration fee or by any other applicable legislation or regulations.

In the event of an accident...

Vauxhall Accident Management helps keep you mobile following an accident. Benefits include vehicle recovery, Vauxhall-approved repairs and contacting your insurer. For more details, visit vauxhall.co.uk/AccidentManagement

Vehicle Excise Duty

The amount of Vehicle Excise Duty (road fund licence) payable on new commercial vehicles varies depending on gross vehicle weight (GVW) and European standard emissions compliance.

Customer Care Commitment

For added peace of mind, Vauxhall has an innovative Customer Care Commitment** that offers the following:

- Three-year vehicle warranty consisting of a one-year/unlimited mileage manufacturer's warranty and a second and third year manufacturer's warranty with a 60,000 miles limitation
- Vauxhall Assistance for 12 months from first registration
- Five years' body panel anti-perforation warranty

**Warranty is only on vehicles sourced from Vauxhall Motors Limited. Terms and conditions apply – please see your Vauxhall Retailer for details.

Vauxhall Assistance

Vauxhall Assistance is provided Automatically with every new Vauxhall Commercial Vehicle for 12 months from first registration and covers everything from accidents, mechanical breakdown to flat tyres. With Vauxhall Assistance help is literally just a free[†] phone call away, 24 hours a day, 365 days a year!

†Mobile phone users will be charged at their standard tariff.

Vauxhall Extended Warranty

For complete peace of mind Vauxhall offers an extended warranty that can be purchased on an annual basis following the expiry of the original new vehicle warranty. It covers most mechanical and electrical components. Terms and conditions apply, for further details please contact your local Vauxhall Retailer.

Protecting the environment

Our products are increasingly winning environmental awards, both through the use of more recycled materials and by becoming cleaner and more efficient. For information on Vauxhall's efforts to achieve an environmentally sustainable future, including information on Design for Recycling, take-back of End-of-Life Vehicles (ELVs), and the recycling of ELVs, see vauxhall.co.uk/recycling

Van Business Centres

Keeping your van on the road. We know how important your van is to you, that's why we're geared up to minimise your downtime.

Our nationwide Van Business Centres provide fast, convenient value for money servicing, repairs and MOTs.

- All work is carried out by Vauxhall trained technicians using only genuine parts
- No appointments are required for diagnosis and we offer a 'while you wait' service

We have all the expertise required and will spare no effort to get you back in business as soon as possible.

Vauxhall Service Plan

Vauxhall Retailers offer a great service for owners of all Vauxhall vehicles. Value for money, regular offers and free check-ups, combined with the peace of mind that comes from using Vauxhall-trained technicians and genuine parts, help keep your vehicle in peak condition at all times. Every Vauxhall Retailer supports our customer promise:

We are Vauxhall experts

- Fully Vauxhall-trained technicians
- We use Vauxhall approved diagnostic equipment and specialist tools
- Full access to Vauxhall repair databases and technical centres

We are transparent

- Our invoicing will clearly set out the work at the price agreed with no hidden extras

We are never beaten on price

- We will match any written like for like service/repair quote from a local^{††} competitor using genuine repair methods and parts

We are convenient

- Flexible booking times to suit you
- 'One-stop shop' for every type of Vauxhall service
- While you wait facility on stocked tyres, batteries and exhausts
- Free courtesy vehicle or local collection with annual services and warranty work

We are thorough

- 25 point safety check with any workshop visit
- No obligation advice on essential and non-essential work
- Free check for safety enhancements and upgrades to your vehicle and software
- Free 'Wash and Vac' with every annual service
- Free fitting of wipers and external bulbs with annual services

††A radius of five miles/20 minutes from your Vauxhall Retailer.

For more product information

For further information on the Vauxhall range or location of your nearest Vauxhall Retailer please call **0345 600 1500**. Alternatively, details can be found on our website at vauxhall.co.uk

For more information call **0345 600 1500**

Discover the full Vauxhall range at **[vauxhall.co.uk](https://www.vauxhall.co.uk)**

Join us online

The invoice price, including delivery to Retailer, factory-fitted options, accessories fitted by the Retailer and number plates, is subject to VAT. Some feature descriptions in this guide may refer to, and some illustrations may show, optional equipment not included in the standard delivery. The information contained in this guide was accurate at the time of publication. We reserve the right to make changes in design and equipment. Please note that Vauxhall Retailers are not the agents of Vauxhall Motors Limited and are not authorised to bind Vauxhall Motors Limited by any specific or implied undertaking or representation. It is advisable to ensure that your motor insurance policy provides adequate cover for additional fitted options and accessories. The colours in this guide are only approximate actual colours.

Illustrated optional equipment is available at extra charge. Availability, technical features and equipment provided on our vehicles can vary by model. For precise information on the equipment provided on our vehicles, please contact your local Vauxhall Retailer.

VAUXHALL