

Price and Specification Guide
11 December 2023 | Model Year 2024A (70)



New Combo Electric

Including Diesel Range

Contents

To find the information you want use the links below to navigate around the guide:

[Models](#)

[Prices](#)

[Features/options](#)

[Infotainment](#)

[Exterior colours](#)

[Specifications](#)

[Glossary of terms](#)

[Further information](#)

The new Combo has a stylish new look, featuring the now familiar vizzor front-end together with a totally refreshed cockpit and infotainment systems that include new touchscreen technology and wireless smartphone connectivity. The new Combo not only looks the business, it does the business. Hard-working, rugged and as practical as ever,

it's designed to get the job done. There's now a total of up to 18 advanced driver assistance and safety systems and the availability of an improved and now UK-built, fully electric model plus powerful yet efficient diesel engines. We're delighted you're considering the purchase of a new Combo and hope this guide will help you make the right choice for your business.



Prime



16-inch steel wheel with centre cap.

16-inch alloy wheel (extra cost option).*



Panel Van.



Crew Van.

Standard Prime features include:

Infotainment

- Smartphone station
 - DAB digital radio
 - Bluetooth®
 - USB connection
- Two speakers
- Vauxhall Connect

Interior convenience/styling

- Steering column adjustable for reach and rake
- Full-width overhead storage shelf
- Air conditioning
- Driver's top-lidded glovebox
- Cruise control with speed limiter
- 12v socket in dashboard
- Steering wheel mounted audio controls
- Six-way adjustable driver's seat with lumbar adjustment
- Hard plastic floor protection in cabin (Diesel)
- Carpeted floor in cabin (Electric)
- Four-way adjustable passenger seat

Exterior convenience/styling

- Electrically adjustable/heated door mirrors
- Electrically operated front windows with one-touch facility
- Nearside sliding side-access door
- Nearside and offside sliding side-access doors (XL)
- Asymmetrical solid panel rear doors
- Emergency tyre inflation kit
- Side-protection mouldings
- 16-inch steel wheels with centre caps

Safety/security

- Rear parking distance sensors
- Lane keep assist
- Intelligent speed assistance
- Driver attention alert
- High beam assist
- Automatic lighting control
- Advanced emergency braking system
- Electronic stability programme with traction control
- Anti-lock braking system
- Manual parking brake (Diesel)
- Electronic parking brake (Electric)
- Driver and front passengers' airbags
- Side-impact airbags
- Height-adjustable front seatbelts
- Full-height steel bulkhead with clothes hook
- Hill start assist
- Halogen headlights with daytime running lights
- Remote control central deadlocking
- Engine deadlock immobiliser

Crew Van Prime

Additionally feature

- Three-seat second-row bench
- Vinyl load floor covering
- Rear lap and diagonal seatbelts
- Two-position moveable ladder frame bulkhead
- Foldable four-way adjustable passenger's seat with armrest
- Four-way adjustable passenger seat with storage/trays on back of seat

*For more details see Exterior style, click [here](#)

Pro



16-inch steel wheel with full-diameter wheel trim.

16-inch alloy wheel (extra cost option).*



Features over and above Prime:

Infotainment

- Multimedia Pro Navi
 - 10-inch colour touchscreen
 - Satellite navigation system
 - 2D/3D street level mapping
 - Points-of-interest search
 - Eco routing
 - Map updates via USB
 - Natural voice recognition
- Two speakers and two front tweeters

Interior convenience/styling

- 10-inch digital instrument cluster
- FlexCargo Pack
 - Dual front passengers' fixed bench seat
 - Fold-flat centre seat backrest with table
 - Two-way foldable outer seat
 - Load-through bulkhead
 - Electronic parking brake
- PVC floor covering in cabin

Exterior convenience/styling

- Matrix LED headlights with integrated daytime running lights
- Body-colour front and rear bumpers
- Body-colour door handles
- Body-colour sliding door rail cover
- Black painted side-protection mouldings
- Black painted door mirrors
- 16-inch steel wheels with full-diameter wheel trims
- Front fog lights
- Electrically foldable door mirrors

Safety/security

- Dynamic surround view
 - Digital rear view mirror and lateral side view
 - Blind spot detection
 - Front and rear parking distance sensors
 - Flankguard detection of fixed obstacles
 - Visiopark 180° rear parking camera
- Rain-sensitive windscreen wipers
- Remote control security alarm system

Prices/Weights*

Electric	LCDV Code	Minimum Mass (kg)**	Maximum indicative payload (kg)**	Gross Vehicle Weights (GVW) (kg)	Plated weights (kg)		Towing weights (kg) Braked	Plated Gross Combination Weights (GCW) (kg)	Price (£) exc. VAT	On-the-road RRP before PiVG (£) exc. VAT	On-the-road RRP after PiVG (£) exc. VAT
					Front axle	Rear axle					
Prime Panel Van											
2300 100kW (136PS) auto – 50kWh battery	2GK91C4ZIFTOA070	1674	781	2455	1200	1400	750	3205	28,550.00	29,300.00	26,800.00
XL Prime Panel Van											
2300 100kW (136PS) auto – 50kWh battery	2GK95C4ZIFTOA070	1741	709	2450	1200	1400	750	3200	29,500.00	30,250.00	27,750.00
Pro Panel Van											
2300 100kW (136PS) auto – 50kWh battery	2GK91C4ZIFT09Q70	1691	759	2450	1200	1400	750	3200	30,850.00	31,600.00	29,100.00
XL Pro Panel Van											
2300 100kW (136PS) auto – 50kWh battery	2GK95C4ZIFT09Q70	1759	691	2450	1200	1400	750	3200	31,800.00	32,550.00	30,050.00
XL Prime Crew Van											
2300 100kW (136PS) auto – 50kWh battery	2GK9SL7ZIFTOA070	1813	642	2455	1200	1400	750	3205	31,100.00	31,850.00	29,350.00

Please note: On-the-road recommended retail prices (RRP) include number plates and delivery to Retailer of £695.00 exc. VAT (£834.00 inc. VAT) and new vehicle first registration fee of £55.00 (correct at time of publication). Excludes fuel and insurance. Price has been calculated using manufacturer estimates and includes an OZEV grant of up to £2,500.00 which has been deducted from the price of the vehicle (OZEV Grant not available in the Isle of Man). The grant is a government incentive and is subject to withdrawal prior to delivery of your vehicle. Retailers may be required to carry out more than one credit check during the course of the order process. You may be required to place a deposit when placing your order with your supplying Retailer. In the event of a price change, deposit refunds will be governed by your supplying Retailer's policy and as such must be discussed with the supplying Retailer.

Gross plated weights (including axle weights) quoted on the vehicle plate are to UK plated weight specification and must never be exceeded.

*Provisional data. **Minimum Mass for standard vehicles will vary according to the vehicle specification (including trim, options and accessories) with a corresponding variation in payload.

Prices/Weights Euro 6D (6.4)*

Diesel	LCDV Code	Minimum Mass (kg)**	Maximum indicative payload (kg)**	Gross Vehicle Weights (GVW) (kg)	Plated weights (kg)		Towing weights (kg) Braked	Plated Gross Combination Weights (GCW) (kg)	Price (£) exc. VAT	On-the-road RRP (£) exc. VAT
					Front axle	Rear axle				
Prime Panel Van Euro 6D (6.4)										
2300 1.5 (100PS) Turbo D	2GK91C4P6KTOA070	1388	1057	2370	1200	1400	1000	3370	20,850.00	21,920.00
2300 1.5 (130PS) Turbo D auto	2GK91C4P41TOA070	1401	1059	2385	1200	1400	1000	3385	23,250.00	24,320.00
XL Prime Panel Van Euro 6D (6.4)										
2300 1.5 (100PS) Turbo D	2GK95C4P6KTOA070	1441	939	2380	1200	1400	1050	3430	21,800.00	22,870.00
2300 1.5 (130PS) Turbo D auto	2GK95C4P41TOA070	1447	953	2400	1200	1400	1000	3400	24,200.00	25,270.00
Pro Panel Van Euro 6D (6.4)										
2300 1.5 (100PS) Turbo D	2GK91C4P6KT09Q70	1408	982	2390	1200	1400	1000	3390	23,150.00	24,220.00
2300 1.5 (130PS) Turbo D	2GK91C4P4KT09Q70	1400	1065	2390	1200	1400	1000	3390	24,100.00	25,170.00
2300 1.5 (130PS) Turbo D auto	2GK91C4P41T09Q70	1418	982	2400	1200	1400	1000	3400	25,550.00	26,620.00
XL Pro Panel Van Euro 6D (6.4)										
2300 1.5 (100PS) Turbo D	2GK95C4P6KT09Q70	1464	936	2400	1200	1400	1030	3430	24,100.00	25,170.00
2300 1.5 (130PS) Turbo D auto	2GK95C4P41T09Q70	1473	927	2400	1200	1400	1000	3400	26,500.00	27,570.00
XL Prime Crew Van Euro 6D (6.4)										
2300 1.5 (100PS) Turbo D	2GK9SL7P6KTOA070	1560	840	2400	1200	1400	1030	3430	23,400.00	24,470.00

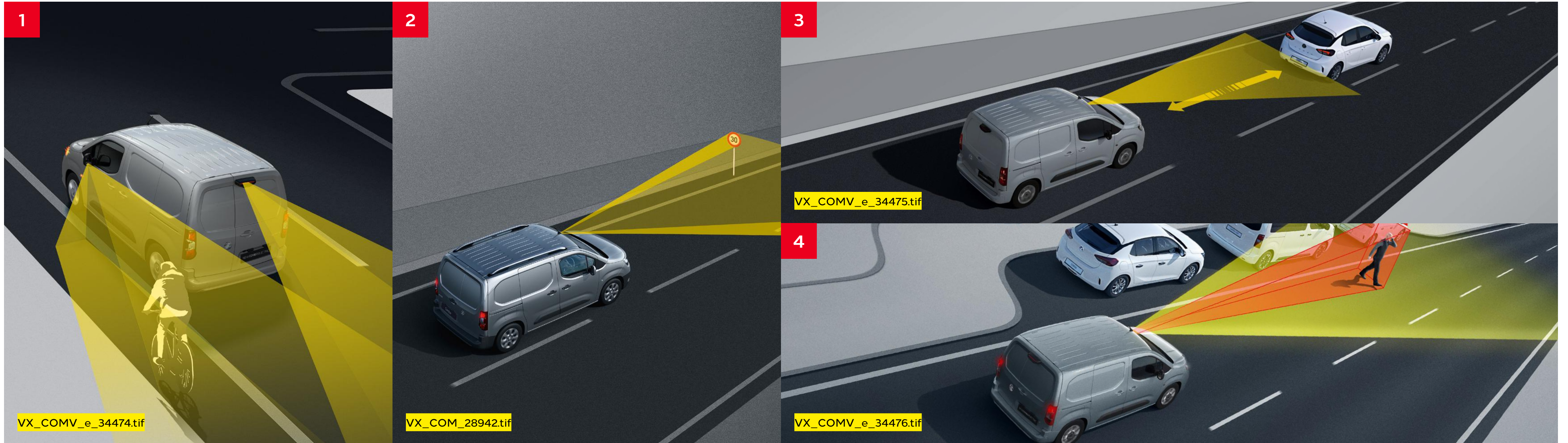
Please note: On-the-road recommended retail prices (RRP) include number plates and delivery to Retailer of £695.00 exc. VAT (£834.00 inc. VAT), 12 months' Vehicle Excise Duty and new vehicle first registration fee of £55.00. Excludes fuel and insurance.

VAT reclaimable status requires a minimum 1-tonne payload for Crew Vans in accordance with HMRC guidance. Crew Vans with a payload of less than 1-tonne may be eligible for VAT reclaimable status, subject to further HMRC assessment. Customers are advised to consult their local HMRC office or visit www.gov.uk/government/organisations/hm-revenue-customs for further details in relation to VAT reclaimable status. Payload calculations should take into consideration local UK Specification and Trim Level. Ordered options may also impact payload.

Gross plated weights (including axle weights) quoted on the vehicle plate are to UK plated weight specification and must never be exceeded. Unbraked towing weight 600kg – all models.

*Provisional data. **Minimum Mass for standard vehicles include coolant, oil and 90% full fuel tank. They will vary according to the vehicle specification (including trim, options and accessories) with a corresponding variation in payload.

Safety features



1. Dynamic surround view

Incorporates a digital rear-view mirror with cameras above the rear door and in the nearside exterior door mirror, extending the view of traditional rear view mirrors.

The system features include:

Side blind spot detection – Enables the driver to clearly see obstacles on the nearside.

Visiopark 180° rear parking camera – Working with the parking sensors enables safer reversing as the driver is now able to view a larger area via the digital display screen. Automatically activates when reverse gear is engaged or the rear doors are opened.

2. Intelligent speed assistance

Recognises speed limit signs and visually warns the driver of local restrictions followed by an acoustic warning if the limit is exceeded.

High beam assist*

Switches the headlights between high beam and dipped beam automatically to avoid blinding other drivers.

Lane keep assist*

If the driver has not actively steered or signalled, the system performs corrective steering actions to help prevent the vehicle crossing painted boundary lines or road side edges.

3. Active cruise control with stop and go facility

Maintains the speed set but if a slower vehicle is detected ahead, the system will automatically lower the vehicle speed to keep a safe distance – 19mph minimum with manual transmission. For models with automatic transmission, the system will bring the vehicle to a complete standstill if required.

Driver attention alert*

Monitors your time behind the wheel and sends a warning after two and three hours continuous driving. The system continues to analyse driving patterns via the front camera and steering wheel

movements, and then warns you when it's time to take a quick break.

4. Forward collision alert incorporating Advance Emergency Braking System (AEBS)

This system alerts the driver of a potential collision through a combination of visual and then audible warnings. Should the driver fail to react, autonomous emergency braking is triggered to help mitigate/avoid the impact by reducing the speed of the vehicle. AEBS provides additional assistance to optimise braking performance while a dynamic brake support function boosts pressure to help further minimise stopping distances.

Features/options

Model specific features/options	Option code*	Prime	Prime Electric	Pro	Pro Electric	Prime Crew Van	Prime Electric Crew Van
Safety							
Driver and front passenger airbags, side-impact airbags and curtain airbags		●	●	●	●	●	●
Two-position moveable ladder frame bulkhead						●	●
Security							
Remote control ultrasonic security alarm system	AB13	£225	£225	●	●	£225	£225
Driver assistance							
Magic wash system – Mounted in the front windscreen wipers, the system is designed to more effectively distribute water and reduce wastage. Using nozzles located above the wiper blades, fluid is distributed as the wiper sweeps the windscreen. This avoids the ‘temporary blindness’ of more conventional bonnet mounted systems between fluid release and wiper sweeping, improving visibility		●	●	●	●	●	●
Access and Go Pack – Keyless access/Wireless charging/Automatic climate control/Electronic parking brake	J682	£500	£400				
Drive Assist Pack – Highway integrated assist/Adaptive cruise control with Stop and Go/Lane positioning assist/Extended panels recognition	ZVLO	£1,250	£1,250				
Floor-mounted handbrake lever		●				●	
Electronic parking brake			●	●	●		●
Rear parking distance sensors		●	●	●	●	●	●
City Pack with dynamic surround view – Front and rear parking distance sensors/Dynamic rearward vision by camera – camera located on the top of rear door with cabin visibility on 5-inch screen on the rear-view mirror/Visual park assist/Side vision by camera/Blind spot detection/Flankguard detection of fixed obstacles/Front fog lights/Visio-Park/Foldable door mirrors – Not available with Asymmetric glazed rear doors	N202	£1,050	£1,050	●	●		
Comfort Connect Pack - Multimedia Navi System (ZJA4) - Dynamic Rearward Vision by Camera (RVC) - camera located on the top of swing door with cabin visibility on 5-inch screen on the rear-view mirror/Comfort pack/Modular bulkhead and dual passenger bench seat (ME08)/Electric windows/Electric/heated/foldable mirrors/Leather heated steering wheel/Electric parking brake	J6UA	£1,700	£1,600	●	●	N/A	N/A

*Optional at extra cost excluding VAT.

Features/options

Model specific features/options	Option code*	Prime	Prime Electric	Pro	Pro Electric	Prime Crew Van	Prime Electric Crew Van
Interior convenience							
Winter Pack** – Leather-covered heated steering wheel/Heat pump/ Automatic air conditioning and recirculation system	J6SR		£350		£350		£350
Exterior convenience							
11kW three-phase on-board charger with mode-3 7kW cable (added at POE)	LZ04		£350		£350		£350
16-inch steel spare wheel – In lieu of emergency tyre inflation kit	LV00	£105	£105	£105	£105	£105	£105
Mechanical							
Worksite Kit Pack – Increased ground clearance/Engine protection/ Reinforced mud and snow tyres/Spare wheel/Grip control	GA03	£450	£450			£450	£450
Exterior lighting							
Automatic lighting control		●	●	●	●	●	●
Matrix LED headlights with integrated daytime running lights				●	●		
Front fog lights				●	●		
Exterior style							
Body-colour bumpers, door handles and sliding door rail cover				●	●		
Black painted door mirrors and side-protection mouldings				●	●		
16-inch seven-spoke alloy wheels with 205/60 R 16 tyres – Not available with Worksite Pack	DZSD	£300	£300	£300	£300		

*Optional at extra cost excluding VAT. **Available from May 2024.

Features/options

Model specific features/options	Option code*	Prime	Prime Electric	Pro	Pro Electric	Prime Crew Van	Prime Electric Crew Van
Load area							
Offside sliding side-access door – Standard on XL	PC19	£275	£275	£275	£275	●	●
Asymmetric glazed rear doors (1/3 right hand side and 2/3 left hand side)	PB04	£200	£200	N/A	N/A	●	●
Floor trim – Non-skid wood	GB33	£270	£270	£270	£270	£270	£270
FlexCargo Pack – Dual front passenger’s fixed bench seat/Fold-flat centre seat backrest with table/Two-way foldable outer seat/Load-through bulkhead/ Electronic parking brake/Seatbelt unfastened’ audible warning and warning light	ME08	£450	£450	●	●		
Glazed window in bulkhead	PX35	£60	£60	N/A	N/A		
Cargo Pack – LED illuminated load area/Additional stowage lashing eyes (4)/ 220v accessory socket/12v socket in load area	ES03	£250	£250	£250	£250		

*Optional at extra cost excluding VAT.



Load-through hatch within bulkhead.



Fully folding passenger seat.



Fold-flat centre seat backrest with table.

Infotainment

Smartphone station

Features

- DAB digital radio
- RDS with Traffic Programme
- Two speakers

Media connections

- USB connections
- Bluetooth® A2DP audio streaming (Advanced Audio Distribution Profile)

Mobile phone portal

- Bluetooth® connectivity
- Vehicle microphone
- Phone book access – Contacts/last calls/missed calls etc. are mirrored on the display and are easily navigated using the touchscreen (features dependent on mobile phone)
- Smartphone interface – Apple CarPlay/Android Auto™

Additional feature

- Flexible roof-mounted aerial
- Steering wheel mounted audio and phone controls

Multimedia Pro Navi

Features over Smartphone station

- 10-inch colour touchscreen
- Satellite navigation system
- 2D/3D street level mapping
- Points-of-interest search
- Eco routing
- Map updates via USB
- Natural voice recognition
- Two speakers and two front tweeters

Driver information

- 10-inch digital instrument cluster
- Multi-function trip computer
- Central facia display – including audio information, clock and outside air temperature



Model specific features/option	Option code*	Prime	Prime Electric	Pro	Pro Electric	Prime Crew Van	Prime Electric Crew Van
Infotainment							
Smartphone station		●	●			●	●
Multimedia Pro Navi with 10-inch touchscreen	ZJA4	N/A	N/A	●	●	£850	£850

Please note that compatibility and certain functions may be different depending on the type of device and operating system you're using with the Multimedia systems. Apple CarPlay is a trademark of Apple Inc. Apple and iPhone are trademarks of Apple Inc., registered in the U.S. and other countries. Android is a trademark of Google Inc, also registered in the U.S. and other countries. Services may require a subscription/fee and are subject to mobile network coverage and availability.

*Optional at extra cost excluding VAT.

Vauxhall Connect

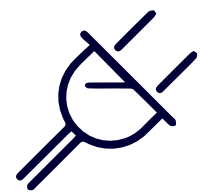


Safety

The more you know, the safer your journey – that's why our smart tech and connected services keep you constantly updated on what's going on inside and outside your vehicle.

Peace of mind

- Emergency call (SOS e-call)
- Breakdown call (b-call)




e-Remote control

Want seamless charging and added levels of comfort? Use e-Remote to schedule charging times, keep an eye on your range and even pre-set your vehicle's cabin temperature before you get in.

Convenience

- E-remote control (Electric only)**
- Remote check of battery level, programming and charge management
- Pre-conditioning of vehicle temperature



Live navigation plus†

With real-time directions and traffic information from the leading European GPS provider, TomTom®, every journey will be a breeze.

- TomTom® services
- Real time traffic news
- Parking prices and availability
- Weather forecast on your journey
- Natural voice control
- Fuel prices at petrol stations
- Search for charging stations
- Quick search for points of interest
- Road safety alerts



Maintenance

Connected services are here for you – even when things go wrong. Our Intelligent Telemaintenance service monitors the key functions of your vehicle – and notifies you as soon as something needs attention.

- Vehicle status and information**
- Maintenance alerts, fuel level, average fuel consumption and mileage

Vauxhall Connect* is the smart way to stay connected while on the road. Innovative technology systems and related services keep our drivers safe and provide an exciting, efficient yet safe trip.

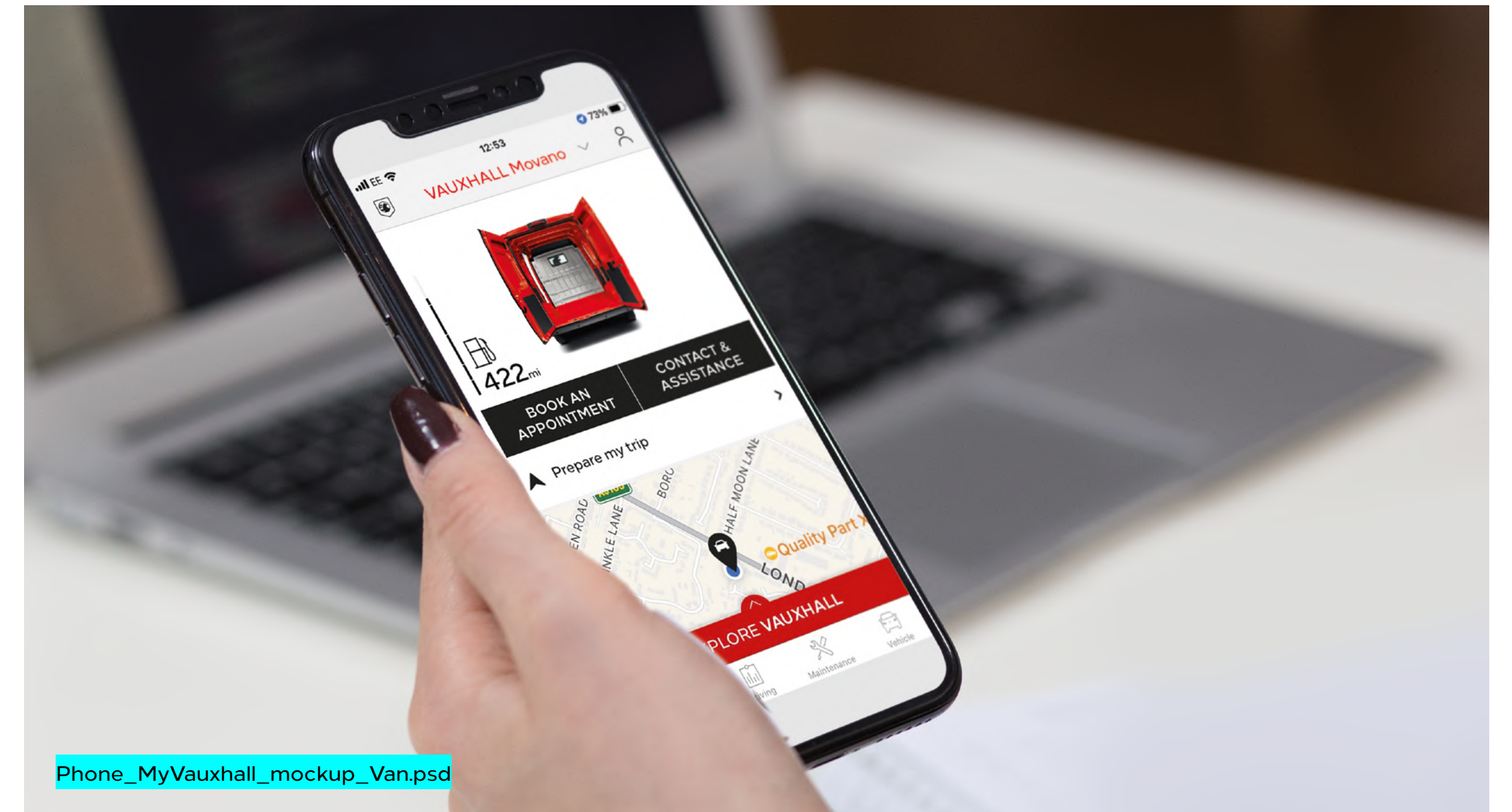
Download
MyVauxhall now!



Explore MyVauxhall

Ready to make life easier? Meet MyVauxhall – your one-stop shop for everything Vauxhall. Plan journeys from the comfort of your armchair. View your next scheduled service, book a vehicle repair, access your handbook and much more!

Also if you drive an electric vehicle or plug-in hybrid, you'll love our e-Remote Control app feature. Use it to pre-condition your cabin temperature before journeys – and maximise your charge. Or pre-schedule charging times at night, and benefit from cheaper electricity.



Phone_MyVauxhall_mockup_Van.psd

*Standard on Electric models only. Subject to subscription – after you have taken delivery of your vehicle, please subscribe on: connect.vauxhall.co.uk **via MyVauxhall App. †Standard on models with Satellite Navigation only. Additional terms and conditions apply to connected services, including customer acceptance of location sharing prior to activation.


For more information visit vauxhall.co.uk/discover/myvauxhall.html

Exterior colours


Kaolin White (POPR)*
Solid paint



Kiama Blue (ONM6)**
Two-coat metallic paint £400



Quartz Silver (MOF4)**
Two-coat metallic paint £400



Pearl Black (M09V)**
Two-coat metallic paint £400



Special colours

Ardent Red (EOX9) £545**




Available on Vivaro also as a special colour.

Aden Red (E01N) £545**




Flame Red (E0JH) £545**



Available on Vivaro and Movano also as a special colour.

Aluminium Grey (E0ZR) £545**



Imperial Blue (E04P) £545**



Available on Vivaro also as a special colour.

Additional lead-time for special paint will be confirmed at order placement (event 25). Consult Retailer for details. The colours reproduced may vary slightly from the actual paint colour. As a result they should be used as a guide only. Your Vauxhall Retailer has a comprehensive display of our paint samples. Please note, vehicles illustrated are not model specific and are for illustrative purposes only.

*Standard exterior paint. **Optional at extra cost excluding VAT.

Specifications* – Electric

Single-speed electronic drive selector

As the motor is an all-electric single-speed drive unit, there is no need for multiple gears. Instead, the shifter lets the driver select from the following:

- Park • Reverse • Neutral • Drive
- Braking (for increased regenerative braking)

Drive mode selector

The driver can determine the driving style by selecting one of the following modes:

- **Normal:** for a balanced drive that offers a compromise between performance and energy efficiency. WLTP range is validated in this mode
- **Power:** with high power reserves for the highest top speed and torque. Recommended at full capacity
- **ECO:** for maximum range and energy efficiency. The ECO mode deactivates all unnecessary energy-consuming features and reduces the top speed, torque and overall performance

Charging

Combo Electric comes fitted with an 7.4kW on-board charger and mode 3 cable. An 11kW on-board charger is available as an extra cost option. For more details please consult your local Retailer.

Braking

Energy recuperation

The regenerative braking system works when the vehicle is in motion, energy created by the resistance of the brakes against the drivetrain is converted into DC voltage to partially recharge the battery. The driver can also engage braking mode through the drive selector to increase the level of energy recuperation.

Single foot driving experience

The system not only utilises the energy when the brakes are being used, but also engages when the vehicle is coasting, recovering more energy and enabling single foot driving as the brakes automatically engage when the throttle pedal is released.

Please note, EV range assumes that vehicle has been pre-conditioned prior to journey. This function can be accessed either via MyVauxhall App or by using the infotainment system.

Drivetrain – Electric		
CO ₂ emissions	0g/km	
Maximum power	100kW (136PS)	
Maximum torque	270Nm (199lb. ft.)	
Acceleration 0 – 62mph	11.7 sec	
Maximum speed	82 mph	
Transmission	Automatic electric drive with fixed gear ratio	
Service interval	Every 25,000 miles or 2 years (whichever comes sooner). Initial inspection at 12,500 miles or 1 year (whichever comes sooner)	
Battery		
Battery capacity	50kWh	
AC on-board charger speed (standard)	7.4kW	
WLTP Range (Combined)	179.6 – 222.0 miles	
WLTP Range (City)	242.8 – 304.3 miles	
Energy consumption (Combined low/high)	172 – 217 Wh/km	
Battery warranty	8 years/100,000 miles/70% capacity	
Charging (Supply)	Socket	Charge Time (0 – 100%)
AC current – Domestic 3 pin socket (1.8kW)	Type 2	31h 10m
AC current – Home wallbox or public charger (7kW)	Type 2	7h 30m
AC current – Public charger (11kW)**	Type 2	5h
DC current – Rapid charger (100kW)	CCS	30m (0 – 80%)

The Combo Electric is a battery electric vehicle requiring mains electricity for charging. Range data given has been determined according to WLTP test procedure methodology. The figures shown are intended for comparability purposes only and should only be compared to other cars tested to the same technical standard. The range you achieve under real world driving conditions will depend upon a number of factors, including but not limited to: the accessories fitted (pre and post registration); charging frequency; personal driving style; vehicle load and route characteristics; variations in weather; heating/air conditioning; pre-conditioning and battery condition. For more information, contact your local Vauxhall Retailer.

*Provisional data. **Requires optional 11kW on board charger.

Specifications – Diesel

Diesel engines	1.5 (100PS) Turbo D BlueInjection	1.5 (130PS) Turbo D BlueInjection
Capacity	1499cc	1499cc
Maximum power	100PS (75kW) @ 3500rpm	130PS (96kW) @ 3750rpm
Maximum torque	250Nm (184lb.ft.) @ 1750rpm	300Nm (221lb.ft.) @ 1750rpm
Configuration	4 cylinders, 4 valves per cylinder, double overhead camshafts	4 cylinders, 4 valves per cylinder, double overhead camshafts
Fuel/induction system	Variable-nozzle turbocharger with electric switching. Common rail direct injection	Variable-nozzle turbocharger with electric switching. Common rail direct injection
Emission compliance	Euro 6e (RDE Step 2)	Euro 6D (6.4)
Service interval	25,000 miles or 2 years (whichever occurs sooner)	25,000 miles or 2 years (whichever occurs sooner)

Fuel economy/Emissions Euro 6D (6.4)	WLTP Fuel economy mpg (litres/100km) [#]		CO ₂ (g/km) [#]	
	Combined Low	Combined High	Low	High
Prime Panel Van Euro 6D (6.4)				
2300 1.5 (100PS) Turbo D	54.4 (5.2)	46.0 (6.1)	136	161
2300 1.5 (130PS) Turbo D auto	51.9 (5.4)	43.4 (6.5)	143	171
XL Prime Panel Van Euro 6D (6.4)				
2300 1.5 (100PS) Turbo D	54.4 (5.2)	46.0 (6.1)	136	161
2300 1.5 (130PS) Turbo D auto	51.9 (5.4)	43.4 (6.5)	143	171
Pro Panel Van Euro 6D (6.4)				
2300 1.5 (100PS) Turbo D	54.4 (5.2)	46.0 (6.1)	136	161
2300 1.5 (130PS) Turbo D	52.4 (5.4)	43.4 (6.5)	141	171
2300 1.5 (130PS) Turbo D auto	51.9 (5.4)	43.4 (6.5)	143	171
XL Pro Panel Van Euro 6D (6.4)				
2300 1.5 (100PS) Turbo D	54.4 (5.2)	46.0 (6.1)	136	161
2300 1.5 (130PS) Turbo D auto	51.9 (5.4)	43.4 (6.5)	143	171
XL Prime Crew Van Euro 6D (6.4)				
2300 1.5 (100PS) Turbo D	54.4 (5.2)	46.0 (6.1)	136	161

[#]Figures shown are for comparison purposes and should only be compared to the fuel consumption and CO₂ values of other vehicles tested to the same technical standard. The fuel consumption achieved, and CO₂ produced, in real world conditions will depend upon a number of factors including, but not limited to: the accessories fitted (pre and post registration); variations in weather; driving styles and vehicle load. The WLTP (Worldwide Harmonised Light Vehicles Test Procedure) is used to measure fuel consumption and CO₂ figures. The CO₂ figures display a range to reflect the highest value for the highest emitting version with all available options added, through to a minimum value to represent the lowest emitting version in standard specification.

Vehicles with BlueInjection technology will need regular AdBlue[®] top-ups also between servicing requirements. An indicator integrated into the on-board computer will warn you when you need to top up. More information under www.vauxhall.co.uk/adblue In accordance with regulations R (EC) No. 715/2007 and R (EC) No. 692/2008 (in the versions respectively applicable).

Specifications

Transmissions

Six-speed manual gearbox

Diesel engines: 1.5 (100/130PS) Turbo D

Eight-speed automatic transmission

Diesel engine: 1.5 (130PS) Turbo D

Replacing the traditional lever, the automatic transmission selection-mode dial/drive wheel is an innovative solution that is both elegant and intuitive. By simply twisting the dial, the following modes can be selected:

- Park, for when the vehicle is stationary and the wheels are locked
- Drive, for automatic forward motion
- Neutral, for when the vehicle is stationary, wheels are free
- Reverse, for automatic backward motion

For an extra experience of dynamism, the shift paddles for automatic transmissions are located behind the steering wheel, offering drivers an extra level of control that is highly ergonomic and intuitive. The shift paddles function in the following way:

- To go up a gear, the driver must pull the right lever towards themselves
- To go down a gear, the driver must pull the left lever towards themselves*

Steering

- Speed-sensitive electric power-assisted system
- Turning circle (kerb-to-kerb):
 - 10.8m (35.4 ft)
 - 11.4m (37.4 ft) XL models

Brakes

- Front: Ventilated front discs (283mm)
- Rear: Solid rear discs (268mm)
- Emergency brake assist

Suspension

- Front: Independent. MacPherson struts with gas-pressure dampers and linear-rate coil springs. Anti-roll bar
- Rear: Torsion beam with gas-pressure dampers and constant-rate coil springs (variable-rate on 2300 models)

Fuel tank capacities

- 50 litres – Diesel
- 17 litres – AdBlue®

Exterior dimensions – mm	Panel Van		Crew Van
	Combo	XL	XL
Length	4403	4753	4753
Width (with mirrors)	2107	2107	2107
Height	1796 – 1860	1812 – 1860	1812 – 1860
Wheelbase	2785	2975	2975
Loadspace dimensions – mm	Panel Van		Crew Van
	Combo	XL	XL
Load length	1527 – 1817	1875 – 2167	1450 – 2000
Load length – With ‘load through’	3090	3440	3050
Maximum load height	1200	1270	1243
Load width – With nearside side-access door	1630	–	–
Load width – With nearside and offside side-access doors	1527	1527	1527
Maximum width between wheel arches	1229	1229	1229
Loading height	547 – 625	560 – 617	560 – 569
Maximum rear door aperture width	1241	1241	1241
Maximum rear door aperture height	1196	1196	1196
Maximum side-access aperture width	675	675	759
Maximum side-access aperture height	1072	1072	1072
Loadspace volumes – cu.m	Panel Van		Crew Van
	Combo	XL	XL
Panel Van	3.3	3.9	–
Panel Van – With ‘load through’	3.8	4.4	–
Crew Van – With seats folded	–	–	4.0
Crew Van – With seats up (to top of seats)	–	–	1.8
Crew Van – With seats up (to roof)	–	–	3.5

*Please note: Only consecutive gear changes are possible.

Glossary of terms

Plated weight

The maximum weight to which a vehicle or an axle may be loaded, determined either by the design of the components or by legislation. All commercial vehicles must carry a manufacturer's 'plate' showing the vehicle and axle gross 'plated weights'. It is an offence to drive a vehicle in a condition where any of these weights are exceeded.

Minimum Mass

Minimum Mass ('Mass in running order' on Certificate of Conformity and 'Mass in Service' on V5C form) is defined according to European Type Approval and include all fluids, tools and 90% fuel load. It is minimum mass for this variant and does not consider local specification/trim or deletable options (specific to Movano). Weights are also subject to manufacturing tolerances (EU Legislation allows 5% tolerance).

Gross Vehicle Weight (GVW)

The total permissible weight of a vehicle including payload and passengers, as shown on the manufacturer's plate.

Gross Combination Weight (GCW)

The maximum permissible weight of a vehicle, including payload and passengers, combined with the total weight of any trailer it is towing. The maximum GCW weight limit is quoted on the vehicle plate and must not be exceeded.

Payload

The total permissible weight that can be carried without exceeding the vehicle's plated weight. Payload do not include driver but do take into consideration specification/trim level:

Weights are also subject to manufacturing tolerances (EU Legislation allows 5% tolerance). Payload does not consider any additional options that a customer may order.

Roof loads

Roof load should not exceed 100kg including the weight of the roof rack/carrier

Maximum towing weight

The maximum weight of any trailer and its load which may be towed within the limit of the vehicle's plated Gross Combination Weight (GCW). It is based on the ability of the vehicle – at full GCW – to restart on a 12% gradient, which is approximately 1 in 8.3, at sea level. At altitudes above 1500 metres, the engine output may drop with a corresponding reduction in towing capability. It is the operator's responsibility to ensure that the trailer noseweight does not cause the rear axle plated weight of the towing vehicle to be exceeded.

Always fit Vauxhall towing attachments and accessories available from your Vauxhall Commercial Vehicle Retailer. They are designed specifically for Vauxhall models and carry a 12-month warranty.

Commercial Vehicle Categories

Differences between M1/N1 and M2/N2 (Vehicles with GVW above 3500kg)

Category M: Passenger carriers

Category M1: Vehicles designed and constructed for the carriage of passengers and comprising no more than eight seats in addition to the driver's seat.

Category M2: Vehicles designed and constructed for the carriage of passengers, comprising more than eight seats in addition to the driver's seat, and having a maximum mass not exceeding 5 tonnes.

Category N: Goods vehicles

Category N1: Vehicles designed and constructed for the carriage of goods and having a maximum mass not exceeding 3.5 tonnes.

Category N2: Vehicles designed and constructed for the carriage of goods and having a maximum mass exceeding 3.5 tonnes but not exceeding 12 tonnes.

Specific differences, all M2/N2 require the following:

Speed limiter: All M2/N2 vehicles are legally required to be speed limited. M2 to 62mph and N2 to 56mph.

Conversions

A new conversion portal has been introduced. This significantly improves the transparency and response of all communication with body-builders, and converters: converters-and-stellantis.com

This website contains complete technical guidelines necessary to convert Vauxhall commercial vehicles – Combo (eK9/K9); Vivaro (eKO/KO); Movano (eX250/X250).

- Conversion Guidelines
- 2D Drawings
- 3D CAD
- WLTP Range/Emission Calculator
- Technical Questions
- Conversion Approval including LONO

Any converter of Vauxhall product should create an account on this portal including those using IVA as approval process.

Further information

Vauxhall on-the-road recommended retail prices (RRP)

To eliminate uncertainty about hidden costs incurred when buying a new commercial vehicle, Vauxhall publishes on-the-road prices and these are shown in the pricing tables within this price guide. The prices shown are manufacturer's recommended retail prices (RRP) unless otherwise stated, exclusive of VAT (currently at a rate of 20% which may be payable). These prices include the recommended cost of number plates, delivery to a Vauxhall Retailer of £695.00 (£834.00 including VAT), 12 months' Government Vehicle Excise Duty* and the DVLA new vehicle first registration fee of £55.00.*

Please note: The RRP does not include fuel supplied by the Retailer, motor insurance or any other goods or services supplied by agreement between the Retailer and customer.

*Correct at time of publication.

Price protection

Order a new Vauxhall for build in the current model year (as confirmed by your Retailer) for delivery no more than three months in advance and the price you are quoted is the price you pay. This is irrespective of any subsequent price rises between placing your order and delivery of your new car, but you must take delivery as soon as the car is available.

Please note: Vauxhall Motors Limited is not liable for price adjustments caused by Government changes in the rate of VAT (currently 20%), Vehicle Excise Duty, DVLA new vehicle first registration fee or by any other applicable legislation or regulations.

Vehicle Excise Duty

The amount of Vehicle Excise Duty (road fund licence) payable on new commercial vehicles varies depending on gross vehicle weight (GVW) and European standard emissions compliance.

Customer Care Commitment

For added peace of mind, Vauxhall has an innovative Customer Care Commitment** that offers the following:

- Three-year vehicle warranty consisting of a one-year/unlimited mileage manufacturer's warranty and a second and third year manufacturer's warranty with a 60,000 miles limitation
- Vauxhall Assistance for 12 months from first registration
- Five years' body panel anti-perforation warranty

**Warranty is only on vehicles sourced from Vauxhall Motors Limited. Terms and conditions apply – please see your Vauxhall Retailer for details.

Vauxhall Assistance

Vauxhall Assistance is provided automatically with every new Vauxhall Commercial Vehicle for 12 months from first registration and covers everything from accidents, mechanical breakdown to flat tyres. For even more peace of mind, for fully electric models the cover is extended[†] to 3 years. With Vauxhall Assistance help is literally just a free^{††} phone call away, 24 hours a day, 365 days a year!

[†]Terms and conditions apply. Please click [here](#) for full terms and conditions. ^{††}Mobile phone users will be charged at their standard tariff.

Vauxhall Extended Warranty

For complete peace of mind Vauxhall offers an extended warranty that can be purchased on an annual basis following the expiry of the original new vehicle warranty. It covers most mechanical and electrical components. Terms and conditions apply, for further details please contact your local Vauxhall Retailer.

Vauxhall Service Plan

Vauxhall Retailers offer a great service for owners of all Vauxhall vehicles. Value for money, regular offers and free check-ups, combined with the peace of mind that comes from using Vauxhall-trained technicians and genuine parts, help keep your vehicle in peak condition at all times. Every Vauxhall Retailer supports our customer promise, see vauxhall.co.uk/discover/here-for-you.html

Protecting the environment

Our products are increasingly winning environmental awards, both through the use of more recycled materials and by becoming cleaner and more efficient. For information on Vauxhall's efforts to achieve an environmentally sustainable future, including information on Design for Recycling, take-back of End-of-Life Vehicles (ELVs), and the recycling of ELVs, see vauxhall.co.uk/recycling

In the event of an accident...

Vauxhall Accident Management helps keep you mobile following an accident. Benefits include vehicle recovery, Vauxhall-approved repairs and contacting your insurer. For more details, visit vauxhall.co.uk/AccidentManagement

Van Business Centres

Keeping your van on the road. We know how important your van is to you, that's why we're geared up to minimise your downtime.

Our nationwide Van Business Centres provide fast, convenient value for money servicing, repairs and MOTs.

- All work is carried out by Vauxhall trained technicians using only genuine parts
- No appointments are required for diagnosis and we offer a 'while you wait' service

We have all the expertise required and will spare no effort to get you back in business as soon as possible.

LEASYS

Leasys UK

Leasys is the proud Business Contract Hire partner of Vauxhall and consequently, can provide quick vehicle delivery to keep your business mobile.

Specialised in Medium to Long-Term Leasing options and Fleet Management solutions for businesses of all sizes, [Leasys](#) lead mobility by offering sustainable and innovative solutions designed around customers, for a best-in-class experience. Their team of experts can personally support you and provide dedicated consultation.

[Leasys](#) is equally owned by Stellantis and Crédit Agricole Consumer Finance and is a member of the British Vehicle Rental and Leasing Association (BVRLA).

For further information, please contact your local Vauxhall Retailer or visit leasys.com/uk

For more product information

For further information on the Vauxhall range or location of your nearest Vauxhall Retailer please call **0800 026 0034**. Alternatively, details can be found on our website at vauxhall.co.uk

VAUXHALL

For more information call **0800 026 0034**

For Fleet enquiries call **0203 476 2268**

Discover the full Vauxhall range at **[vauxhall.co.uk](https://www.vauxhall.co.uk)**

Join us online

The invoice price, including delivery to Retailer, factory-fitted options, accessories fitted by the Retailer and number plates, is subject to VAT. Some feature descriptions in this guide may refer to, and some illustrations may show, optional equipment not included in the standard delivery. The information contained in this guide was accurate at the time of publication. We reserve the right to make changes in design and equipment. Please note that Vauxhall Retailers are not the agents of Vauxhall Motors Limited and are not authorised to bind Vauxhall Motors Limited by any specific or implied undertaking or representation. It is advisable to ensure that your motor insurance policy provides adequate cover for additional fitted options and accessories. The colours in this guide are only approximate actual colours. Illustrated optional equipment is available at extra charge. Availability, technical features and equipment provided on our vehicles can vary by model. For precise information on the equipment provided on our vehicles, please contact your local Vauxhall Retailer.