

Price and Specification Guide
1 June 2024 | Model Year 2024A (10)
Updated 1 August



New Movano Electric

Including Diesel Range

Contents

To find the information you want use the links below to navigate around the guide:

Models

Prices

Features/options

Infotainment

Exterior colours

Specifications

Glossary of terms

Further information

The new-look Movano retains impressive workload credentials. With a diverse range of body styles, up to 17m³ of cargo volume and a payload of up to two tonnes it's never been afraid of hard work. The introduction of a totally new, fully electric powertrain that produces 272PS and 410Nm of torque means both improved performance and up to 263 miles range (WLTP). A range of highly efficient turbo-diesel units completes the drivetrain line-up while a new hydrogen fuel cell variant due in 2024 will take things even further.

New advanced driver assistance systems are also available that enable level 2 automated driving for the first time. The redesigned cockpit features new infotainment systems with up to 10-inch colour touchscreens and wireless smartphone connectivity alongside an optional 230v dashboard charging socket. We're delighted you're considering the purchase of a new Movano and hope this guide will help you make the right choice for your business.



Prime



Full-diameter
wheel covers.*

16-inch alloy wheel.*



Standard Prime features include:

Infotainment

- Vauxhall Connect - see page 13 for details on Connected Fleet serices

Interior convenience/styling

- Electric power steering
- Six-way driver’s seat with lumbar adjustment
- Driver’s seat armrest
- Dual passengers’ bench seat
- Two cupholders/phone storage

Diesel:

- Cruise control with variable speed limiter
- Manual air conditioning
- Multimedia (Diesel)
 - 5-inch colour display
 - AM/FM/DAB digital radio
 - Bluetooth®
 - Voice control
 - USB connection

Electric:

- Multimedia navigation system (Electric)
 - 10-inch colour touchscreen
 - Fully integrated TomTom® satellite navigation system
 - AM/FM/DAB digital radio
 - Bluetooth®
 - Apple CarPlay/Android Auto™
 - 2x USB connections
 - Natural voice control
- 7-inch digital instrument cluster
- Automatic air conditioning
- Electric parking brake
- Keyless entry and go

Exterior convenience/styling

- Side-protection mouldings
- Electrically adjustable/heated door mirrors with twin lenses
- Electrically operated front windows
- Nearside sliding side-access door
- Twin unglazed rear doors (180° opening)
- 15-inch steel wheels with centre caps (3500 models)
- 16-inch steel wheels with centre caps (3500 Heavy/4000 models)
- Emergency tyre inflation kit

Safety/security

- Rear-view camera
- Rear parking distance sensors
- Remote control security alarm system
- Driver’s airbags
- Double passenger’s airbags
- Electronic stability control
- Full-height steel bulkhead
- Remote control central deadlocking
- Tyre pressure monitoring system
- Advanced emergency braking system
- Lane support system
- Traffic sign recognition
- Driver drowsiness detection
- Intelligent speed assist

Glazed Panel Van

Additionally feature

- Twin glazed rear doors (180° opening)
- Glazing to row 2, 3 and nearside sliding side loading door

*Optional at extra cost. For more details see Exterior style, click [here](#)

Prices/Weights – N1 Electric models

Electric	LCDV Code	Minimum Mass (kg)*	Maximum indicative payload (kg)*	Gross Vehicle Weights (GVW) (kg)	Plated weights (kg)		Towing weights (kg) Braked	Plated Gross Combination Weights (GCW) (kg)	Price (£) exc. VAT	On-the-road RRP before PiVG (£) exc. VAT	On-the-road RRP after PiVG (£) exc. VAT
					Front axle	Rear axle					
L3 H2 Prime Panel Van											
3500 (272PS) auto – 110kWh Battery	2GXE5LHYAFT0A010	2865	710	3500	2100	2400	2400	5900	50,385.00	51,435.00	46,435.00

Prices/Weights – N2 Electric models

Electric	LCDV Code	Minimum Mass (kg)*	Maximum indicative payload (kg)*	Gross Vehicle Weights (GVW) (kg)	Plated weights (kg)		Towing weights (kg) Braked	Plated Gross Combination Weights (GCW) (kg)	Price (£) exc. VAT	On-the-road RRP before PiVG (£) exc. VAT	On-the-road RRP after PiVG (£) exc. VAT
					Front axle	Rear axle					
L3 H2 Prime Panel Van											
4000 (272PS) Auto – 110kWh Battery	2GXE5MHYAFT0A010	2790	1460	4250	2100	2400	2400	6400	51,195.00	52,245.00	47,245.00
L3 H3 Prime Panel Van											
4000 (272PS) Auto – 110kWh Battery	2GXE5PHYAFT0A010	2815	1435	4250	2100	2400	2400	6400	52,005.00	53,055.00	48,055.00
L4 H2 Prime Panel Van											
4000 (272PS) Auto – 110kWh Battery	2GXE7MHYAFT0A010	2835	2835	4250	2100	2400	2400	6400	52,005.00	53,055.00	48,055.00
L4 H3 Prime Panel Van											
4000 (272PS) Auto – 110kWh Battery	2GXE7PHYAFT0A010	2865	1385	4250	2100	2400	2400	6400	52,815.00	53,865.00	48,865.00
L3 H1 Chassis Cab											
4000 (272PS) Auto - 110kWh Battery	2GXE6HHYAFT0A010	2480	1770	4250	2100	2400	2400	6400	48,765.00	49,815.00	44,815.00

IMPORTANT NOTE RE: CONVERSIONS
Any vehicle ordered (including panel vans) for a conversion that changes the base vehicle type approval must be aligned to a Stellantis Certified Convertor within Convertool by entering the associated vehicle order number. Please note that if the vehicle order number is not inputted into Convertool then the order/s will be cancelled. It is also important that you discuss your conversion project with the converter before ordering the base vehicle.
<https://convertool.stellantis.com/>

Please note: On-the-road recommended retail prices (RRP) include number plates and delivery to Retailer of £995.00 exc. VAT (£1,194.00 inc. VAT) and new vehicle first registration fee of £55.00 (correct at time of publication). Excludes fuel and insurance. Price has been calculated using manufacturer estimates and includes an OZEV grant of up to £5,000.00 which has been deducted from the price of the vehicle (OZEV Grant not available in the Isle of Man). The grant is a government incentive and is subject to withdrawal prior to delivery of your vehicle. Retailers may be required to carry out more than one credit check during the course of the order process. You may be required to place a deposit when placing your order with your supplying Retailer. In the event of a price change, deposit refunds will be governed by your supplying Retailer’s policy and as such must be discussed with the supplying Retailer.

*For definitions please refer to Glossary of Terms. Gross plated weights (including axle weights) quoted on the vehicle plate are to UK plated weight specification and must never be exceeded. Unbraked towing weight 750kg – all models.

Prices/Weights – N1 Diesel models

IMPORTANT NOTE RE: CONVERSIONS

Any vehicle ordered (including panel vans) for a conversion that changes the base vehicle type approval must be aligned to a Stellantis Certified Convertor within Convertool by entering the associated vehicle order number. Please note that if the vehicle order number is not inputted into Convertool then the order/s will be cancelled. It is also important that you discuss your conversion project with the converter before ordering the base vehicle.

<https://convertool.stellantis.com/>

Diesel	LCDV Code	Minimum Mass (kg)*	Maximum indicative payload (kg)*	Gross Vehicle Weights (GVW) (kg)	Plated weights (kg)		Towing weights (kg) Braked	Plated Gross Combination Weights (GCW) (kg)	Price (£) exc. VAT	On-the-road RRP (£) exc. VAT
					Front axle	Rear axle				
L2 H1 Prime Panel Van Euro 6E										
3500 2.2 (140PS) Turbo D S/S	2GXE3FHOKKT0A010	2000	1500	3500	1880	2000	2500	6000	31,515.00	32,900.00
L2 H2 Prime Panel Van Euro 6E										
3500 2.2 (140PS) Turbo D S/S	2GXE3KHOKKT0A010	2025	1475	3500	1880	2000	2500	6000	32,325.00	33,710.00
3500 2.2 (140PS) Turbo D S/S auto	2GXE3KHOK1T0A010	2085	1415	3500	1880	2000	2500	6000	34,425.00	35,810.00
L3 H2 Prime Panel Van Euro 6E										
3500 2.2 (140PS) Turbo D S/S	2GXE5KHOKKT0A010	2075	1425	3500	1880	2000	2500	6000	33,135.00	34,520.00
3500 2.2 (140PS) Turbo D S/S auto	2GXE5KHOK1T0A010	2135	1365	3500	1880	2000	2500	6000	35,235.00	36,620.00
3500 2.2 (140PS) Turbo D S/S Heavy	2GXE5LHOKKT0A010	2190	1310	3500	2100	2400	3000	6500	33,585.00	34,970.00
L3 H2 Prime Glazed Panel Van Euro 6E										
3500 2.2 (140PS) Turbo D S/S	2GXE5WHOKKT0A010	2075	1425	3500	1880	2000	2500	6000	33,585.00	34,970.00
L3 H3 Prime Panel Van Euro 6E										
3500 2.2 (140PS) Turbo D S/S	2GXE5NHOKKT0A010	2100	1400	3500	1880	2000	2500	6000	33,945.00	35,330.00
L4 H2 Prime Panel Van Euro 6E										
3500 2.2 (140PS) Turbo D S/S Heavy	2GXE7LHOKKT0A010	2235	1265	3500	2100	2400	3000	6500	34,395.00	35,780.00
L4 H3 Prime Panel Van Euro 6E										
3500 2.2 (140PS) Turbo D S/S Heavy	2GXE7OHOKKT0A010	2265	1235	3500	2100	2400	3000	6500	35,205.00	36,590.00
Back to Back Prime Euro 6E										
3500 2.2 (140PS) Turbo D S/S	2GXE0FHOKKT0A010	1935	2315	3500	2100	2400	2500	6000	29,895.00	31,280.00
L2 H1 2.2 Prime Chassis Cab Euro 6E										
3500 2.2 (140PS) Turbo D S/S Heavy	2GXE4GHOKKT0A010	1805	1695	3500	2100	2400	3000	6500	30,615.00	32,000.00
L3 H1 2.2 Prime Chassis Cab Euro 6E										
3500 2.2 (140PS) Turbo D S/S Heavy	2GXE6GHOKKT0A010	1805	1675	3500	2100	2400	3000	6500	31,155.00	32,540.00
L3 H1 2.2 Prime Chassis Doublecab Euro 6E										
3500 2.2 (140PS) Turbo D S/S Heavy	2GXE6YHOKKT0A010	2040	1460	3500	2100	2400	3000	6500	32,505.00	33,890.00
L3 H1 2.2 Prime Platform Cab										
3500 2.2 (140PS) Turbo D S/S Heavy	2GXE6RHOKKT0A010	1800	1700	3500	2100	2400	3000	6500	31,155.00	32,540.00

S/S = Start/Stop.

Please note: On-the-road recommended retail prices (RRP) include number plates and delivery to Retailer of £995.00 exc. VAT (£1,194.00 inc. VAT), 12 months’ Vehicle Excise Duty and new vehicle first registration fee of £55.00 (correct at time of publication). Excludes fuel and insurance.

*For definitions please refer to Glossary of Terms. Gross plated weights (including axle weights) quoted on the vehicle plate are to UK plated weight specification and must never be exceeded. Unbraked towing weight 750kg – all models.

Prices/Weights – N2 Diesel models

Diesel	LCDV Code	Minimum Mass (kg)*	Maximum indicative payload (kg)*	Gross Vehicle Weights (GVW) (kg)	Plated weights (kg)		Towing weights (kg) Braked	Plated Gross Combination Weights (GCW) (kg)	Price (£) exc. VAT	On-the-road RRP (£) exc. VAT
					Front axle	Rear axle				
L4 H2 Prime Panel Van Euro 6E										
4000 2.2 (180PS) Turbo D S/S auto Heavy	2GXE7MHOR1T0A010	2220	2030	4250	2100	2400	2250	6250	38,705.00	39,920.00
L4 H2 Prime Glazed Panel Van Euro 6E										
4000 2.2 (140PS) Turbo D S/S Heavy	2GXE7YHOKKT0A010	2200	2050	4250	2100	2400	2250	6250	35,655.00	36,870.00
2.2 Prime Back to Back Euro 6E										
4000 2.2 (180PS) Turbo D S/S auto Heavy	2GXE0HHOR1T0A010	1935	2315	4250	2100	2400	2250	6250	34,655.00	35,870.00


IMPORTANT NOTE RE: CONVERSIONS
Any vehicle ordered (including panel vans) for a conversion that changes the base vehicle type approval must be aligned to a Stellantis Certified Convertor within Convertool by entering the associated vehicle order number. Please note that if the vehicle order number is not inputted into Convertool then the order/s will be cancelled. It is also important that you discuss your conversion project with the converter before ordering the base vehicle.
<https://convertool.stellantis.com/>

S/S = Start/Stop.

Please note: On-the-road recommended retail prices (RRP) include number plates and delivery to Retailer of £995.00 exc. VAT (£1,194.00 inc. VAT), 12 months’ Vehicle Excise Duty and new vehicle first registration fee of £55.00 (correct at time of publication). Excludes fuel and insurance.

*For definitions please refer to Glossary of Terms. Gross plated weights (including axle weights) quoted on the vehicle plate are to UK plated weight specification and must never be exceeded. Unbraked towing weight 750kg – all models.

Safety features



1. Intelligent speed assist incorporating traffic sign recognition

Sets and automatically adjusts the speed to maintain a safe distance from vehicles ahead, providing functionality between 19 mph and the vehicle’s top speed. In conjunction with traffic sign recognition, the system can recommend that the driver adjust their speed according to the speed limit detected.

2. Rear-view camera

Updated rear view-camera offers improved resolution on the Infotainment screen and, using a digital signal, displays dynamic grid lines to

assist with parking manoeuvres. Further driving assistance can be provided with the optional digital rear-view mirror.*

3. Electronic Stability Control (ESC)

ESC has been upgraded in the new Movano to include the following three features:

Cross wind assist – works at speeds over 40 mph and intervenes on braking to help stabilise the vehicle through strong crosswinds, helping the vehicle to avoid drifting out of its lane.

Trailer stability control system – the system is able to detect when the trailer is starting to oscillate and corrects any dangerous trailer swing, through a combination of torque

reduction and wheels braking, to bring the trailer and the vehicle under control.

Post collision braking system – intervenes in the event of an accident, automatically applying brakes to prevent secondary potential collisions.

4. Advanced Emergency Braking System (AEBS)

This system alerts the driver of a potential collision through a combination of visual and then audible warnings. Should the driver fail to react, autonomous emergency braking is triggered to help mitigate/avoid the impact by reducing the speed of the vehicle. AEBS provides additional assistance to optimise braking performance while a dynamic brake support

function boosts pressure to help further minimise stopping distances.

Lane support system**

Lane support system prevents unintentional departure from the lane, with the help of a forward-facing camera on the windscreen performing corrective steering interventions to prevent the vehicle from crossing painted boundary lines or even roadside edges. A tactile warning in the form of torque applied to the steering wheel, together with visual and audible warnings on the instrument panel display, alert the driver that they must stay within the lane limits.

Please note, Vauxhall driver assistance systems are intended to support the driver within the system-imminent limitations. The driver remains responsible for the driving task at all times. *Included within the City Plus Pack available at extra cost. **Not illustrated.

Options

Standalone Options	Option code*	Panel	Glazed Panel	Chassis Cab	Back to Back	Linked Options	Incompatible Options	Comments
Doors and windows								
2nd sliding side door	PC12/PC13	£410	-	-	-		VD10	
Privacy side windows	VD10	£270	-	-	-	PC10, VC02, JI01		Not available on L2H1 Panel Vans
270 degree opening rear doors	LL02	£320	£320	-	-			
Glazed sliding side door	PC10	£230	●	-	-		VD10	Not available on L2H1 Panel Vans
Sliding glass in sliding doors	VG02	-	£320	-	-			
Wheels, tyres & suspension								
Double Leaf Rear Suspension	SE08	£120	£120	£120	-			Diesel only Standard on N2
Full wheel hub caps	ZIAT/ZIAV	£50	£50	£50	£50			Diesel only
Spare wheel and winch	RS03	£180	£180	£180	-			
Interior								
Smart tachograph	HC09	£630	£630	£630	£630			Standard on N2
Glazed bulkhead	PX09	£140	£140	-	-			
Front side airbags & window airbags	NF04	£540	£540	£540	-	WM08, J6LR NN01, BUFX		Not available on Chassis Double Cab
Additional key with remote control	JA17	£50	£50	£50	£50		YD01, J6LR, J6UV, J6UX	Diesel only
Exterior								
Fixed towing hook	AQ03	£500	£500	£500	-			Diesel only

*Optional at extra cost excluding VAT.

Options

Conversion and fleet only	Option code*	Panel	Glazed Panel	Chassis Cab	Back to Back	Linked Options	Incompatible Options	Comments
External rear-view mirrors for body size kit 2.35 m	RX05	-	-	£140	-			
Single Passenger Seat inc Armrest, Lumbar Adjustment and Passenger Airbag	WM08	£50	£50	£50	£50			
Loose Rear Lights	SY05	-	-	£70	-			
Oversized rear suspensions	SE16	-	-	£270	-		SE08	Diesel only
Twin Glazed Rear Doors	PB04	£300	●	-	-	J101		
Speed limiter (56 mph)	SB13	£0	£0	£0	£0		SB14	Standard on N2
Speed limiter (62 mph)	SB14	-	£0	-	-		SB13	N2 Diesel only
Exclusion speed limiter	SB15	£0	£0	-	£0			N2 only
Smart tachograph exclusion	HC08	£0	£0	£0	£0			N2 only
Special Order Electrics - Loom extension	KY06	-	-	£0	£0			
Remove bulkhead Only available if ordered with BUFX Premium Cab Pack	PX23	£0	£0	-	-	BUFX		

Packs								
Work Packs								
Cargo Plus Pack: Floor Protections, Full Height Wall Protections (High Level), 12V Socket Cargo Area, 270 Rear Opening Doors, Rear and Sliding Door activated Central LED in Cargo Area	J6CK	£1310	-	-	-		VD10	Not available on L2H1 models
Conversion Pack ICE: Transformation Socket, 220A Powerful Alternator, 105 Ah Powerful Battery	J101	£230	●	●	●	PC10, VC02, J101		
Conversion Pack BEV: Transformation Socket, 105Ah Powerful Battery	J101	£230	●	●	-			

*Optional at extra cost excluding VAT.

Options

Packs	Option code*	Panel	Glazed Panel	Chassis Cab	Back to Back	Linked Options	Incompatible Options	Comments
Safety								
L2 Autonomous Driving BEV Pack: Double USB Charging Port, Wireless charging, Leather steering Wheel, Chromed airvents, 230V socket, Rain and dusk sensors + high beam recognition, Fog lights with cornering function	J6UR	£1090	-	-	-			N1 only
L2 Autonomous Driving & Full LED Headlamps BEV Pack: As J6UR above, plus Full LED headlamps	J6UT	£1540	-	-	-			N1 only
L2 Autonomous Driving ICE Pack: L2 Autonomous Driving, Keyless entry and go, Electric parking break, 230V socket, 10” Radio NAV AA/CP, Automatic climate control, Double USB charging port, Wireless charging, Full digital cockpit, Chrome airvents, Leather steering whee, Compartment under driver’s seat, Medium fabric trim, Rain and dusk sensors + high beam recognition, Fog lights with cornering function	J6UV	£2890	-	-	-	BUFX	J6UX	Automatic only Not available on heavy versions
L2 Autonomous Driving & Full LED Headlamps ICE Pack: As J6UV above, plus Full LED headlamps	J6UX	£3340	-	-	-	BUFX	J6UV	Automatic only Not available on heavy versions
Visibility Plus N1 Pack: Rain & Dusk Sensors plus High Beam Recognition, Fog Lights with Cornering Function, Full LED Headlamps	J6MV	£680	£680	£680	£680		VD10	
Visibility Plus N2 Pack: Rain & Dusk Sensors plus High Beam Recognition, Full LED Headlamps	J6MW	£590	£590	£590	£590	PC10, VC02, JI01		

*Optional at extra cost excluding VAT.

Options

Packs	Option code*	Panel	Glazed Panel	Chassis Cab	Back to Back	Linked Options	Incompatible Options	Comments
Safety								
City Plus N1 Pack: Blind sport assist + rear cross path detection, Electric folding wing mirrors, 360 perimeter parking sensors, Digital rearview mirror	J6S4	£1130	£1130	-	-			
City Plus N2 Pack: Blind spot assist + rear cross path detection, 360 peritmeter parking sensors, Digital rearview mirror	J6S5	£1130	£1130	-	-			
Technology								
Techno Plus Pack: 10” Radio NAV AA/CP, Automatic climate control, Double USB charging port, Connected Services (6 month subscription), Wireless charger, Full digital cockpit	J6MA	£1530	£1530	£1530	£1530			Diesel only
Handsfree Pack: Keyless entry and go, Electric parking break, 230V socket	J6LR	£450	£450	£450	-		BUFX	Diesel only
Style								
Premium Cab Pack: Chromed airvents, Leather steering wheel, Compartment under driver’s seat	BUFX	£180	£180	£180	-	NN01		Electric only
Style & Visibility Pack Painted front bumpers, Black skid plates, 16” alloy diamond black wheels (light), Rain & dusk sensors + high beam recognition, Fog lights with cornering function, Full LED headlamps	J6VU/J6VV	£1360	£1360	£1360	£1360			Not available with special paint Alloy availability exclusive to this pack

*Optional at extra cost excluding VAT.

Infotainment

Multimedia navigation system – Electric models

- Features
- 10-inch colour touchscreen with wireless mirror screen
 - Fully integrated TomTom® satellite navigation system
 - AM/FM/DAB digital radio
 - Bluetooth®
 - Apple CarPlay™/Android Auto™
 - Voice control
 - Natural voice recognition
 - Customisable one-touch access
- (6 month subscription for Connect PLUS included)

Media connections

- 2x USB connections (1x A type, 1x C type)
- Bluetooth® audio streaming

Mobile phone portal

- Bluetooth® connectivity
- Vehicle microphone
- Phone book access – Contacts/last calls/missed calls etc. are mirrored on the display and are easily navigated using the touchscreen (features dependent on mobile phone)

Additional features

- Flexible roof-mounted aerial
- Steering wheel mounted audio and phone controls

Driver information

- 7-inch digital instrument cluster
- 3D navigation map and route display
- Driver assistance information and warnings
- Power/regenerative charge meter
- ‘State of charge’/drive mode displays
- Digital speedomete

Multimedia – Diesel models

- Features
- 5-inch colour touchscreen
 - AM/FM/DAB digital radio
 - Voice control

Media connections

- USB connection
- Bluetooth® audio streaming

Mobile phone portal

- Bluetooth® connectivity
- Vehicle microphone
- Phone book access – Contacts/last calls/missed calls etc. are mirrored on the display and are easily navigated using the touchscreen (features dependent on mobile phone)

Additional features

- Flexible roof-mounted aerial
- Steering wheel mounted audio and phone controls

Driver information

- Driver information display – centrally located in instrument cluster including speedometer and rev counter
- 3.5-inch mono digital display
- Digital fuel and water gauges



Please note that compatibility and certain functions may be different depending on the type of device and operating system you’re using with the Multimedia systems. Apple CarPlay is a trademark of Apple Inc. Apple and iPhone are trademarks of Apple Inc., registered in the U.S. and other countries. Android is a trademark of Google Inc, also registered in the U.S. and other countries.

New Movano also includes a fleet management service offer....



Preventative Maintenance

For 4 Years for Customers
managed by DEALERS
(B2C & SME)

OR



Fleet Management Data Pack

For 4 Years for customers managed
by NSC KAMs
(Major Fleets, RAC & Leasing)

The Preventative Maintenance Service via Free2Move is designed to help monitor and optimize the health of commercial vehicle fleets, offering support through live alerts and upcoming maintenance reports. This makes it easier for fleet managers to keep their vehicles in good working condition, saving time and money.

- Fleet Dashboard View
- Maintenance Tracking
- Report via Email
- Vehicle Health Alerts
- Van Maintenance Appointment

Customers can upgrade (via subscription) to Connect Fleet. This management platform is a full version opening up a broader spectrum of possibilities. With Connect Fleet customers can optimise the use of their vehicles by gaining access to consumption reports, mechanical alerts, eco driving and driving behaviour reports and vehicle geolocation in the event of theft in real time.

For more details [click here](#)
For contact [click here](#)

4 YEARS TRANSFERABLE

Natively embedded telematics data via Vauxhall Connect is already included in vehicle purchase for eligible vehicles. This enables a multitude of fleet management use cases to boost fleet efficiency, safety and sustainability, including:

- Fuel Management,
- Vehicle Health Monitoring & Maintenance Management,
- Route Optimization,
- Driver Monitoring,
- EV Charging Management

Benefits for Fleet Customers

- Compatible with any Fleet Management Service Provider
- No expenses for aftermarket device, no additional data costs for customer
- No downtime for installation
- Seamless, immediate and zero-touch activation, rapid deployment at scale
- As telematics system is fully integrated in vehicle, data source is primary and will not be a third party approximation.

For more details [click here](#)
For contact [click here](#)

4 YEARS NON-TRANSFERABLE

Vauxhall Connect



Safety

The more you know, the safer your journey – that’s why our smart tech and connected services keep you constantly updated on what’s going on inside and outside your vehicle.

Peace of mind

- Emergency call (SOS e-call)
- Breakdown call (b-call)




e-Remote control (Electric only)

Want seamless charging and added levels of comfort? Use e-Remote to schedule charging times, keep an eye on your range and even pre-set your vehicle’s cabin temperature before you get in.

Convenience

- E-remote control**
- Remote check of battery level, programming and charge management
- Pre-conditioning of vehicle temperature (via subscription)



Live navigation plus†

With real-time directions and traffic information from the leading European GPS provider, TomTom®, every journey will be a breeze.

- TomTom® services
- Real time traffic news
- Parking prices and availability
- Weather forecast on your journey
- Natural voice control
- Fuel prices at petrol stations
- Search for charging stations
- Quick search for points of interest
- Road safety alerts



Maintenance

Connected services are here for you – even when things go wrong. Our Intelligent Telemaintenance service monitors the key functions of your vehicle – and notifies you as soon as something needs attention.

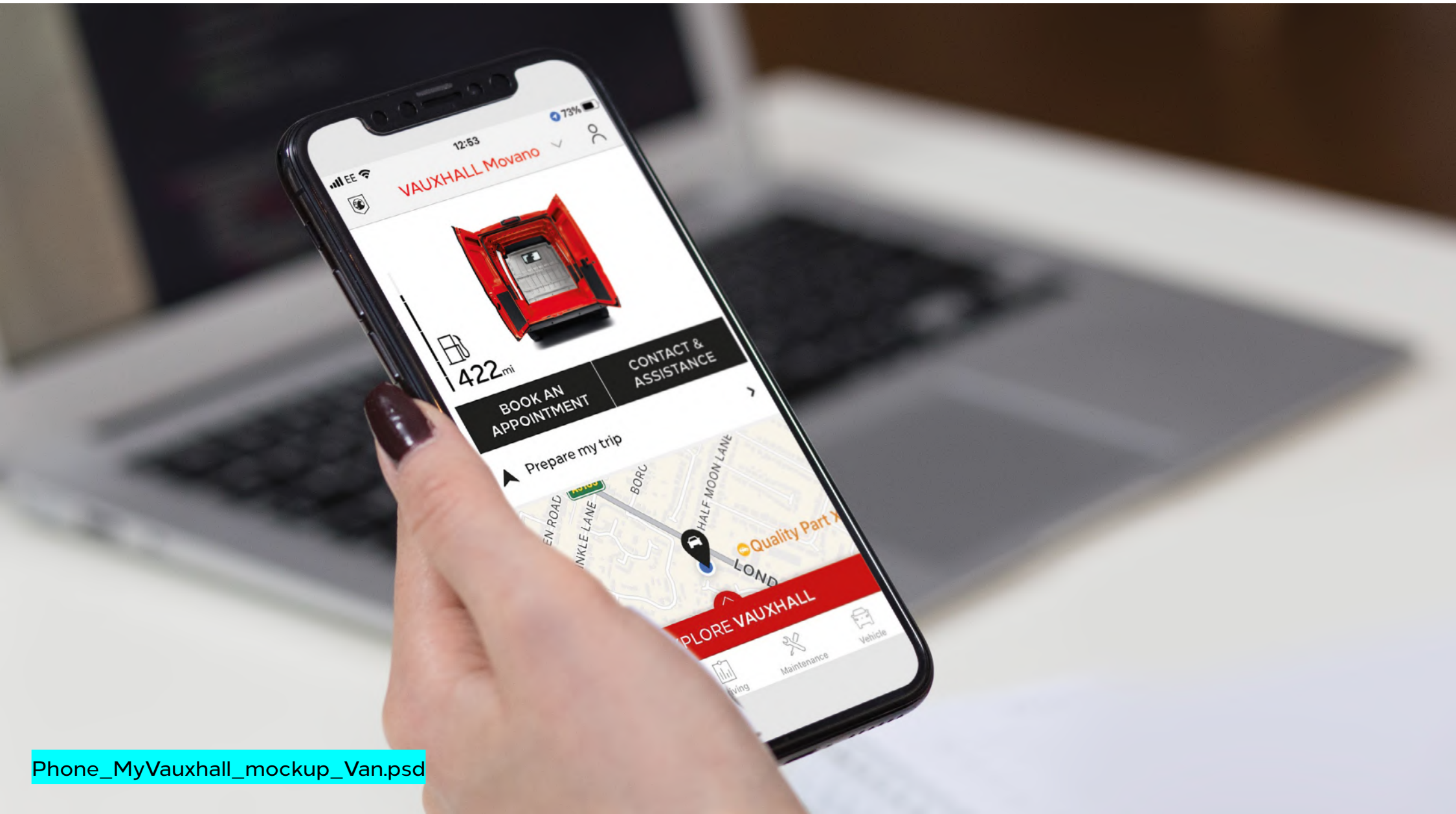
- Vehicle status and information**
- Maintenance alerts, fuel level, average fuel consumption and mileage

Vauxhall Connect* is the smart way to stay connected while on the road. Innovative technology systems and related services keep our drivers safe and provide an exciting, efficient yet safe trip.

Explore MyVauxhall

Ready to make life easier? Meet MyVauxhall – your one-stop shop for everything Vauxhall. Plan journeys from the comfort of your armchair. View your next scheduled service, book a vehicle repair, access your handbook and much more!

Also if you drive an electric vehicle or plug-in hybrid, you’ll love our e-Remote Control app feature. Use it to pre-condition your cabin temperature before journeys – and maximise your charge. Or pre-schedule charging times at night, and benefit from cheaper electricity.



Phone_MyVauxhall_mockup_Van.psd

*Electric models only. Subject to subscription – after you have taken delivery of your vehicle, to subscribe, [click here](#)
**via MyVauxhall App. †Standard on models with Satellite Navigation only. Additional terms and conditions apply to connected services, including customer acceptance of location sharing prior to activation.


For more information visit vauxhall.co.uk/discover/myvauxhall.html

Exterior colours

Kaolin White (POPR)*
Solid paint




Thunder Grey (P02B)*
Solid paint **£800**




Expedition Grey (P04K)*
Solid paint **£800**




Quartz Silver (MOF4)**
Two-coat metallic paint **£800**



Iron Grey (MOZW)**
Two-coat metallic paint **£800**



Metallic Black (MOE9)**
Two-coat metallic paint **£800**



The colours reproduced may vary slightly from the actual paint colour. As a result they should be used as a guide only. Your Vauxhall Retailer has a comprehensive display of our paint samples.
Please note, vehicles illustrated are not model specific and are for illustrative purposes only.
*Standard exterior paint. **Optional at extra cost excluding VAT.

Special colours (Fleet only)

Model specific options	Option code*	Prime	Prime Electric
Special colours			
Flame Red (RAL 3000)	E0JH	£900	£900
Tiziano Red	E01X	£900	£900
Orange (RAL 2011)	E0HS	£900	£900
Batic Orange	E0W8	£900	£900
Green (RAL 6018)	E0QT	£900	£900
Muschio Green (RAL 6005)	E06Q	£900	£900
Mundo Azure	E05X	£900	£900
Storm Blue	E03M	£900	£900
Imperial Blue	E04P	£900	£900
Ultra Marine Blue (RAL 5002)	E0GC	£900	£900
Post Yellow	E0DC	£900	£900
Genet Yellow (RAL 1032)	E0AS	£900	£900
Zolfo Yellow (RAL 1016)	E0AL	£900	£900
Suggestivo Blue	E0CL	£900	£900
Dark Grey (RAL 7021)	E0VZ	£900	£900
Amazon Grey	E0DM	£900	£900
Aluminium Grey	E0ZR	£900	£900

Additional lead-time for special paint will be confirmed at order placement (event 25). Consult Retailer for details. Your Vauxhall Retailer has a comprehensive display of our paint samples.

*Optional at extra cost excluding VAT

Specifications* – Electric

Single-speed electronic drive selector

As the motor is an all-electric single-speed drive unit, there is no need for multiple gears. Instead, the driver selects from the facia-mounted buttons the following:

- **P:** Parking • **R:** Reverse • **N:** Neutral • **D:** Drive

Driving modes enable the driver to optimise the range in real conditions. Three drive modes are available:

Eco: for a smooth and economical drive

Normal: for a comfortable and balanced drive

Power: for a powerful and responsive drive

There are four E-Coasting modes for regenerative braking enabled by the paddles on the steering wheel:

E-Coasting 1: Free wheeling

E-Coasting 2: Low deceleration

E-Coasting 3: Medium deceleration

E-Coasting 4: High deceleration

Charging

Movano Electric comes fitted with a 11kW on-board charger and mode 3 cable. For more details please consult your local Retailer.

Need help with home or public charging? Check out VX’s Plug & Go partnership with Octopus

[Click here to find out more](#)



Braking

Single foot driving experience

The system not only utilises the energy when the brakes are being used, but also engages when the vehicle is coasting, recovering more energy and enabling single foot driving as the brakes automatically engage when the throttle pedal is released.

Please note, EV range assumes that vehicle has been pre-conditioned prior to journey. This function can be accessed either via MyVauxhall App or by using the infotainment system.

Drivetrain – Electric	
Battery	Lithium-ion 110kWh Gross [97.8 kWh Net]
Maximum power	205kW (279PS)
Maximum torque	410Nm (302lb. ft)
Transmission	Automatic electric drive with fixed gear ratio
Battery Capacity	95ah
Operating Voltage	400
Number of Cells	180
Service interval	Every 1 Year or 16,000 miles whichever comes first
Battery warranty	8 years/100,000 miles/70% capacity

	N1	N2				
Performance	L3H2	L3H2	L3H3	L4H2	L4H3	L3H1 CHASSIS
Range in miles (combined)	235	263	254	262	252	Depends on conversion
Max speed (mph)†	81	56	56	56	56	56
Acceleration (0-62 mph)	10 seconds	N/A	N/A	N/A	N/A	N/A

Charging (Supply)	Socket	Charge Time
AC current – Home wallbox or public charger (7kW)	Type 2	16h 40m
AC current – Public charger (11kW)	Type 2	11h 45m
DC current – Rapid charger (150kW)	CCS	55min (0 – 80%)

As all Movano Electric vans are homologated as Heavy and are not subject to WLTP testing, the range and electric consumption figures mentioned are calculated using WLTP Test Procedure methodology, on which the basis of all new Light Commercial or Passenger vehicles up to a GVW of 3500kgs are type approved, from 1 September 2018. The figures may vary depending on actual conditions of use and on differing factors such as: speed, thermal comfort on board the vehicle, driving style and outside temperature. The charging time depends in particular; on the power of the charger on board the vehicle, the charging cable and the type of cable used. Please contact your dealer or refer to www.vauxhall.co.uk for further information.

*Provisional data. † All N2 vehicles are legally required to be speed limited to 56mph.

Specifications – Electric Range

Emissions Euro 6E	WLTP Combined			WLTP City		
	Combined Electric Range (KM)	Combined Electric Range (miles)	Electric Energy Consumption (Wh/km)	City Electric Range (KM)	City Electric Range (miles)	City Electric Energy Consumption (WH/km)
L3 H2 Prime Panel Van						
3500 (272PS) auto – 110kWh Battery	378	235	294	537	334	207
L3 H2 Prime Panel Van						
4000 (272PS) Auto – 110kWh Battery	424	263	262	504	313	220
L3 H3 Prime Panel Van						
4000 (272PS) Auto – 110kWh Battery	409	254	271	488	303	227
L4 H2 Prime Panel Van						
4000 (272PS) Auto – 110kWh Battery	422	262	263	501	311	222
L4 H2 Prime Glazed Panel Van						
4000 (272PS) Auto – 110kWh Battery	422	262	263	501	311	222
L4 H3 Prime Panel Van						
4000 (272PS) Auto – 110kWh Battery	406	252	273	491	305	226
L3 H1 Chassis Cab						
4000 (272PS) Auto – 110kWh Battery	N/A*	N/A*	N/A*	N/A*	N/A*	N/A*

S/S = Start/Stop.

*Figures shown are for comparison purposes and should only be compared to the fuel consumption and CO₂ values of other vehicles tested to the same technical standard. The fuel consumption achieved, and CO₂ produced, in real world conditions will depend upon a number of factors including, but not limited to: the accessories fitted (pre and post registration); variations in weather; driving styles and vehicle load. The WLTP (Worldwide Harmonised Light Vehicles Test Procedure) is used to measure fuel consumption and CO₂ figures. The CO₂ figures display a range to reflect the highest value for the highest emitting version with all available options added, through to a minimum value to represent the lowest emitting version in standard specification.

Specifications – Diesel

Diesel engines	2.2 (140PS) Turbo D Start/Stop BlueInjection	2.2 (180PS) Turbo D Start/Stop BlueInjection
Capacity	2184cc	
Maximum power	140PS (103kW) @ 3500rpm	180PS (132kW) @ 3500rpm
Maximum torque	Manual: 350Nm (258lb.ft.) @ 1400rpm / Auto: 380Nm (280lb.ft.) @ 1400rpm	Auto: 450Nm (332lb.ft.) @ 1500rpm
Configuration	4 cylinders, 4 valves per cylinder, double overhead camshafts	
Fuel/induction system	High pressure turbo-charged direct injection	
Emission compliance	Euro 6E	
Start & Stop System	●	
Servicing	Every 2 Years or 32,000 miles, whichever comes first	
Transmission		
Gearbox	Manual: 6 / Automatic: 8	Automatic: 8
Driven wheels	FWD	
Further Information		
Suspension	Front: Pseudo-Macpherson type with lower wishbone struts, coil springs, telescopic hydraulic dampers and anti-roll bar Rear: Longitudinal leaf springs with telescopic hydraulic dampers (reinforced twin leaf on 4.0 Tonne GVW versions)	
Fuel tank capacity Litres (gallons)	90 (19.8)	
ADBLUE tank capacityLitres	18.6	
Brakes Front/Rear	Ventilated discs / Discs	

Vehicles with BlueInjection technology will need regular AdBlue® top-ups also between servicing requirements. An indicator integrated into the on-board computer will warn you when you need to top up. More information under www.vauxhall.co.uk/adblue In accordance with regulations R (EC) No. 715/2007 and R (EC) No. 692/2008 (in the versions respectively applicable).

Specifications – N1 Diesel Emissions

Fuel economy/Emissions Euro 6E	WLTP Fuel economy mpg (litres/100km)*		CO ₂ (g/km)#	
	Combined Low	Combined High	Low	High
L2 H1 Prime Panel Van Euro 6E				
3500 2.2 (140PS) Turbo D S/S	44.0 (6.4)	31.0 (9.1)	169	240
L2 H2 Prime Panel Van Euro 6E				
3500 2.2 (140PS) Turbo D S/S	44.0 (6.4)	31.0 (9.1)	169	240
3500 2.2 (140PS) Turbo D S/S Auto	40.6 (7.0)	23.2 (12.2)	183	320
L3 H2 Prime Panel Van Euro 6E				
3500 2.2 (140PS) Turbo D S/S	44.0 (6.4)	31.0 (9.1)	169	240
3500 2.2 (140PS) Turbo D S/S Auto	40.6 (7.0)	23.2 (12.2)	183	320
3500 2.2 (140PS) Turbo D S/S Heavy	44.0 (6.4)	30.4 (9.3)	169	244
L3 H2 Prime Glazed Panel Van Euro 6E				
3500 2.2 (140PS) Turbo D S/S	44.0 (6.4)	23.7 (11.9)	169	240
L3 H3 Prime Panel Van Euro 6E				
3500 2.2 (140PS) Turbo D S/S	44.0 (6.4)	31.0 (9.1)	169	240
L4 H2 Prime Panel Van Euro 6E				
3500 2.2 (140PS) Turbo D S/S Heavy	44.0 (6.4)	30.4 (9.3)	169	244
L4 H3 Prime Panel Van Euro 6E				
3500 2.2 (140PS) Turbo D S/S Heavy	44.0 (6.4)	30.4 (9.3)	169	244
Back to Back Prime Euro 6E				
3500 2.2 (140PS) Turbo D S/S	N/A	N/A	N/A	N/A
L2 H1 2.2 Prime Chassis Cab Euro 6E				
3500 2.2 (140PS) Turbo D S/S Heavy	42.0 (6.7)	24.0 (11.8)	177	310
L3 H1 2.2 Prime Chassis Cab Euro 6E				
3500 2.2 (140PS) Turbo D S/S Heavy	42.0 (6.7)	24.0 (11.8)	177	310
L3 H1 2.2 Prime Chassis Doublecab Euro 6E				
3500 2.2 (140PS) Turbo D S/S Heavy	42.0 (6.7)	24.0 (11.8)	177	310
L3 H1 2.2 Prime Platform Cab				
3500 2.2 (140PS) Turbo D S/S Heavy	42.0 (6.7)	24.0 (11.8)	177	310

S/S = Start/Stop.

#Figures shown are for comparison purposes and should only be compared to the fuel consumption and CO₂ values of other vehicles tested to the same technical standard. The fuel consumption achieved, and CO₂ produced, in real world conditions will depend upon a number of factors including, but not limited to: the accessories fitted (pre and post registration); variations in weather; driving styles and vehicle load. The WLTP (Worldwide Harmonised Light Vehicles Test Procedure) is used to measure fuel consumption and CO₂ figures. The CO₂ figures display a range to reflect the highest value for the highest emitting version with all available options added, through to a minimum value to represent the lowest emitting version in standard specification.

Specifications – N2 Diesel Emissions

Fuel economy/Emissions Euro 6E	WLTP Fuel economy mpg (litres/100km)*		CO ₂ (g/km)*	
	Combines Low	Combined High	Low	High
L4 H2 Prime Panel Van Euro 6E				
4000 2.2 (180PS) Turbo D S/S auto Heavy	37.4 (7.6)	20.9 (13.5)	199	355
L4 H2 Prime Glazed Panel Van Euro 6E				
4000 2.2 (140PS) Turbo D S/S Heavy	38.8 (7.3)	23.7 (11.9)	169	244
2.2 Prime Back to Back Euro 6E				
4000 2.2 (180PS) Turbo D S/S auto Heavy	42.0 (6.7)	24.0 (11.8)	305	305

S/S = Start/Stop.

*Figures shown are for comparison purposes and should only be compared to the fuel consumption and CO₂ values of other vehicles tested to the same technical standard. The fuel consumption achieved, and CO₂ produced, in real world conditions will depend upon a number of factors including, but not limited to: the accessories fitted (pre and post registration); variations in weather; driving styles and vehicle load. The WLTP (Worldwide Harmonised Light Vehicles Test Procedure) is used to measure fuel consumption and CO₂ figures. The CO₂ figures display a range to reflect the highest value for the highest emitting version with all available options added, through to a minimum value to represent the lowest emitting version in standard specification.

Specifications

Transmissions

Six-speed manual gearbox
Diesel engines: 2.2 (140PS/180PS) Turbo D

Steering

- Hydraulic power-assisted rack and pinion system
- Energy absorbing steering column
- Turning circle kerb-to-kerb/wall-to-wall (m):
 - L2: 12.6/12.8
 - L3: 14.2/14.4
 - L4: 14.2/14.4

Brakes

- Front ventilated disc brakes:
 - 280mm (3500)
 - 300mm (3500 Heavy/4000/auto)
- Rear disc brakes:
 - 280mm (3500/Heavy)
 - 300mm (4000)
- Anti-lock Braking System (ABS)
- Emergency brake assist
- Electronic brakeforce distribution

Suspension and stability

- Front: Independent pseudo-MacPherson type with lower wishbone and 26mm anti-roll bar, double acting hydraulic shock absorbers and coil springs
- Rear: Rigid axle, anti-roll bar, double acting hydraulic (inclined telescopic) shock absorbers, longitudinal leaf springs (standard single leaf)
- Electronic Stability Programme-plus (ESP-plus) with traction control – Works in conjunction with the vehicle’s electronic braking and engine systems to keep the vehicle stable in many different situations. ESP monitors a variety of inputs to determine when the vehicle starts to lose traction, it can then immediately respond by varying the brake pressure between up to three wheels and adjust the engine output To help correct the loss of traction and improve stability

Fuel tank capacities

- 90 litres – Diesel
- 19 litres – AdBlue®

Classis Cab Dimensions	L2H1	L3H1	Double Cab	Platform Cab
Wheelbase	3450	4035	4035	4035
Length	5358	5943	5843	5963
Height	2254	2254	2254	2254
Width (excl. door mirrors)	2200	2200	2200	2200
Front overhang	948	948	948	948
Rear overhang	960	960	860	980

Exterior dimension – mm	L2		L3		L4	
	H1	H2	H2	H3	H2	H3
Length	5413	5413	5998	5998	6363	6363
Width (with mirrors)	2690	2690	2690	2690	2690	2690
Height	2254	2522	2522	2760	2522	2760
Wheelbase	3450	3450	4035	4035	4035	4035
Sliding side door width	1250	1250	1250	1250	1250	1250
Sliding side door height	1485	1755	1755	1755	1755	1755
Rear doors width	1562	1562	1562	1562	1562	1562
Rear doors height	1520	1790	1790	2030	1790	2030
Load sill height (min-max)	535 - 566	535 - 566	535 - 566	535 - 566	535 - 566	535 - 566
Ground clearance (min-max)	158 – 181	158 – 190	158 – 181	154 – 197	221 – 224	181 – 184

Interior dimensions – mm	L2		L3		L4	
	H1	H2	H2	H3	H2	H3
Load length at floor	3120	3120	3705	3705	4070	4070
Load length at mid-height with bulkhead	2914	2914	3555	3555	3920	3920
Load width (maximum)	1870	1870	1870	1870	1870	1870
Load width between wheel arches	1422	1422	1422	1422	1422	1422
Load height (maximum)	1662	1932	1932	2172	1932	2172
Volume (m³)	10	11.5	13	15	15	17

Glossary of terms

Plated weight

The maximum weight to which a vehicle or an axle may be loaded, determined either by the design of the components or by legislation. All commercial vehicles must carry a manufacturer’s ‘plate’ showing the vehicle and axle gross ‘plated weights’. It is an offence to drive a vehicle in a condition where any of these weights are exceeded.

Minimum Mass

Minimum Mass (‘Mass in running order’ on Certificate of Conformity and ‘Mass in Service’ on V5C form) is defined according to European Type Approval and include all fluids, tools and 90% fuel load. It is minimum mass for this variant and does not consider local specification/trim or deletable options (specific to Movano). Weights are also subject to manufacturing tolerances (EU Legislation allows 5% tolerance).

Gross Vehicle Weight (GVW)

The total permissible weight of a vehicle including payload and passengers, as shown on the manufacturer’s plate.

Gross Combination Weight (GCW)

The maximum permissible weight of a vehicle, including payload and passengers, combined with the total weight of any trailer it is towing. The maximum GCW weight limit is quoted on the vehicle plate and must not be exceeded.

Payload

The total permissible weight that can be carried without exceeding the vehicle’s plated weight. Payload do not include driver but do take into consideration specification/trim level:

Weights are also subject to manufacturing tolerances (EU Legislation allows 5% tolerance). Payload does not consider any additional options that a customer may order.

Roof loads

Roof load should not exceed 100kg including the weight of the roof rack/carrier

Maximum towing weight

The maximum weight of any trailer and its load which may be towed within the limit of the vehicle’s plated Gross Combination Weight (GCW). It is based on the ability of the vehicle – at full GCW – to restart on a 12% gradient, which is approximately 1 in 8.3, at sea level. At altitudes above 1500 metres, the engine output may drop with a corresponding reduction in towing capability. It is the operator’s responsibility to ensure that the trailer noseweight does not cause the rear axle plated weight of the towing vehicle to be exceeded.

Always fit Vauxhall towing attachments and accessories available from your Vauxhall Commercial Vehicle Retailer. They are designed specifically for Vauxhall models and carry a 12-month warranty.

Commercial Vehicle Categories

Differences between N1 and N2 (Vehicles with GVW above 3500kg)

Category N: Goods vehicles

Category N1: Vehicles designed and constructed for the carriage of goods and having a maximum mass not exceeding 3.5 tonnes.

Category N2: Vehicles designed and constructed for the carriage of goods and having a maximum mass exceeding 3.5 tonnes but not exceeding 12 tonnes.

Specific differences: N2 vehicles are legally required to be speed limited at 56mph, and have a tachograph

Further information

Vauxhall on-the-road recommended retail prices (RRP)

To eliminate uncertainty about hidden costs incurred when buying a new commercial vehicle, Vauxhall publishes on-the-road prices and these are shown in the pricing tables within this price guide. The prices shown are manufacturer’s recommended retail prices (RRP) unless otherwise stated, exclusive of VAT (currently at a rate of 20% which may be payable). These prices include the recommended cost of number plates, delivery to a Vauxhall Retailer of £995.00 (£1,194.00 including VAT), 12 months’ Government Vehicle Excise Duty* and the DVLA new vehicle first registration fee of £55.00.*

Please note: The RRP does not include fuel supplied by the Retailer, motor insurance or any other goods or services supplied by agreement between the Retailer and customer.

*Correct at time of publication.

Price protection

Order a new Vauxhall for build in the current model year (as confirmed by your Retailer) for delivery no more than three months in advance and the price you are quoted is the price you pay. This is irrespective of any subsequent price rises between placing your order and delivery of your new vehicle, but you must take delivery as soon as the vehicle is available.

Please note: Vauxhall Motors Limited is not liable for price adjustments caused by Government changes in the rate of VAT (currently 20%), Vehicle Excise Duty, DVLA new vehicle first registration fee or by any other applicable legislation or regulations.

Vehicle Excise Duty

The amount of Vehicle Excise Duty (road fund licence) payable on new commercial vehicles varies depending on gross vehicle weight (GVW) and European standard emissions compliance.

Customer Care Commitment

For added peace of mind, Vauxhall has an innovative Customer Care Commitment** that offers the following:

- Three-year vehicle warranty consisting of a one-year/unlimited mileage manufacturer’s warranty and a second and third year manufacturer’s warranty with a 100,000 miles limitation
- Vauxhall Assistance for 12 months from first registration
- Five years’ body panel anti-perforation warranty

**Warranty is only on vehicles sourced from Vauxhall Motors Limited. Terms and conditions apply – please see your Vauxhall Retailer for details.

Vauxhall Assistance

Vauxhall Assistance is provided automatically with every new Vauxhall Commercial Vehicle for 12 months from first registration and covers everything from accidents, mechanical breakdown to flat tyres. For even more peace of mind, for fully electric models the cover is extended† to 3 years. With Vauxhall Assistance help is literally just a free†† phone call away, 24 hours a day, 365 days a year!

†Terms and conditions apply. Please click [here](#) for full terms and conditions. ††Mobile phone users will be charged at their standard tariff.

Vauxhall Extended Warranty

For complete peace of mind Vauxhall offers an extended warranty that can be purchased on an annual basis following the expiry of the original new vehicle warranty. It covers most mechanical and electrical components. Terms and conditions apply, for further details please contact your local Vauxhall Retailer.

Vauxhall Service Plan

Vauxhall Retailers offer a great service for owners of all Vauxhall vehicles. Value for money, regular offers and free check-ups, combined with the peace of mind that comes from using Vauxhall-trained technicians and genuine parts, help keep your vehicle in peak condition at all times. Every Vauxhall Retailer supports our customer promise, see [vauxhall.co.uk/discover/here-for-you.html](#)

Protecting the environment

Our products are increasingly winning environmental awards, both through the use of more recycled materials and by becoming cleaner and more efficient. For information on Vauxhall’s efforts to achieve an environmentally sustainable future, including information on Design for Recycling, take-back of End-of-Life Vehicles (ELVs), and the recycling of ELVs, see [vauxhall.co.uk/recycling](#)

In the event of an accident...

Vauxhall Accident Management helps keep you mobile following an accident. Benefits include vehicle recovery, Vauxhall-approved repairs and contacting your insurer. For more details, visit [vauxhall.co.uk/AccidentManagement](#)

Van Business Centres

Keeping your van on the road. We know how important your van is to you, that’s why we’re geared up to minimise your downtime.

Our nationwide Van Business Centres provide fast, convenient value for money servicing, repairs and MOTs.

- All work is carried out by Vauxhall trained technicians using only genuine parts
- No appointments are required for diagnosis and we offer a ‘while you wait’ service

We have all the expertise required and will spare no effort to get you back in business as soon as possible.

LEASYS

Leasys UK

Leasys is the proud Business Contract Hire partner of Vauxhall and consequently, can provide quick vehicle delivery to keep your business mobile.

Specialised in Medium to Long-Term Leasing options and Fleet Management solutions for businesses of all sizes, [Leasys](#) lead mobility by offering sustainable and innovative solutions designed around customers, for a best-in-class experience. Their team of experts can personally support you and provide dedicated consultation.

[Leasys](#) is equally owned by Stellantis and Crédit Agricole Consumer Finance and is a member of the British Vehicle Rental and Leasing Association (BVRLA).

For further information, please contact your local Vauxhall Retailer or visit [leasys.com/uk](#)

For more product information

For further information on the Vauxhall range or location of your nearest Vauxhall Retailer please call **0800 026 0034**. Alternatively, details can be found on our website at [vauxhall.co.uk](#)



For more information call **0800 026 0034**

For Fleet enquiries call **0203 476 2268**

Discover the full Vauxhall range at **[vauxhall.co.uk](https://www.vauxhall.co.uk)**

Join us online

The invoice price, including delivery to Retailer, factory-fitted options, accessories fitted by the Retailer and number plates, is subject to VAT. Some feature descriptions in this guide may refer to, and some illustrations may show, optional equipment not included in the standard delivery. The information contained in this guide was accurate at the time of publication. We reserve the right to make changes in design and equipment. Please note that Vauxhall Retailers are not the agents of Vauxhall Motors Limited and are not authorised to bind Vauxhall Motors Limited by any specific or implied undertaking or representation. It is advisable to ensure that your motor insurance policy provides adequate cover for additional fitted options and accessories. The colours in this guide are only approximate actual colours. Illustrated optional equipment is available at extra charge. Availability, technical features and equipment provided on our vehicles can vary by model. For precise information on the equipment provided on our vehicles, please contact your local Vauxhall Retailer.