

# VAUXHALL VIVARO ELECTRIC

INCLUDING DIESEL RANGE



## PRICE AND SPECIFICATION GUIDE

9 January 2026 | Model Year 2026.5 (L0)



## CONTENTS

To find the information you want, use the links below to navigate around the guide:

[Models](#)

[Prices](#)

[Safety Features](#)

[PureConnect Infotainment](#)

[Specifications](#)

[Options](#)

[Exterior Colours](#)

[Fleet Management Service Offer](#)

[Vauxhall Connected Services](#)

[PureEnergy](#)

[Weights](#)

[Dimensions](#)

[Glossary of Terms](#)

[Further Information](#)

# AT VAUXHALL, WE BELIEVE GREAT VANS ARE FOR EVERYONE.

The Vivaro has a stylish look, featuring the now familiar vizor front-end together with a totally refreshed cockpit and infotainment systems that include a 10" touchscreen and wireless smartphone connectivity. Designed to perform with durability, practicality and comfort, Vivaro is built for business and continues to deliver class-leading payload and flexible loadspace.

There's now a total of 17 advanced driver assistance and safety systems, while the availability of an improved, all-electric powerplant and powerful yet efficient diesel engine range.

We're delighted you're considering the purchase of a new Vivaro and hope this guide will help you make the right choice for your business.





PRIME

FEATURES

INFOTAINMENT

- Multimedia Pro
  - 10" HD colour touchscreen with wireless mirror screen
  - AM/FM/DAB digital radio
  - 4G connectivity
  - Voice control
  - Natural voice recognition
  - Two speakers and two tweeters
  - 1x USB
- Vauxhall Connect including Fleet Services (click **here** for details)
- Steering wheel mounted audio controls

INTERIOR CONVENIENCE/STYLING

- 10" colour digital instrument cluster
- Reach and rake-adjustable steering wheel
- Air conditioning
- Multi-function trip computer
- Paddle shifters for regenerative braking selection
  - light/medium/strong (Electric only)
- 12V socket in lower glove box (1 only in Cabin)
- USB socket in cabin (dashboard)
- Electrically operated front windows

SEATING

- Six-way adjustable driver's seat with lumbar adjustment and armrest
- Dual front passengers' bench seat with underseat storage

EXTERIOR CONVENIENCE/STYLING

- 16" steel wheels with centre cap and 215/65 R 16 tyres
- Black front/rear bumper, door handles, side protection mouldings, sliding door rail cover
- Nearside and offside sliding side-access doors
- Twin solid rear doors
- Emergency tyre inflation kit
- Single-phase 11kW Mode 3 Type 2 Onboard Charger with 6m cable (Electric only)

SAFETY/SECURITY

- Electronic power steering
- Selective door locking
- Remote control central deadlocking
- Engine deadlock immobiliser
- Two keys with integral remote
- Lockable fuel filler/electric charge flap
- Driver and front passengers' airbags
- Height-adjustable front seatbelts
- Electronic stability programme with traction control
- Anti-lock braking system
- Advance emergency braking system
- Full-height steel bulkhead
- Hill start assist
- Tyre pressure monitoring system
- Electric Parking Brake
- Intelligent speed assistance
- Lane keep assist
- Driver Attention Alert level 4 (includes driver weariness camera)
- Cruise control with speed limiter
- Rear parking distance sensors

LIGHTING/VISIBILITY

- Electrically adjustable/heated door mirrors (manual fold)
- Automatic lighting control
- Daytime running lights
- Rain-sensitive windscreen wipers
- High beam assist

Doublecab

Additionally feature

- Driver and front passengers' curtain and side-impact airbags
- Three-individually contoured rear seats
- Full-height ABS plastic bulkhead with window
- Glazed nearside and offside-access doors



Panel Van  
(Please note, FlexCargo, optional at extra cost.)



16" steel wheel with centre cap



Doublecab



17" alloy wheel (extra cost option)\*

\*For more details see Specifications – Exterior style, click **here**  
Please note: Doublecab rear seating is not equipped with ISOFIX child seat mountings.

PRO

FEATURES (OVER AND ABOVE PRIME)

- INFOTAINMENT
- Multimedia Pro NAVI
    - Fully integrated satellite navigation system
- INTERIOR CONVENIENCE/STYLING
- FlexCargo load-through bulkhead
  - Fold-flat centre seat backrest providing flat work surface
  - 12V socket in load area (LHS at bottom of D-Pillar)

- EXTERIOR CONVENIENCE/STYLING
- 17" steel wheels with full-diameter wheel trims and 215/60 R 17 tyres
  - Exterior Look Pack:
    - Painted front bumper
    - Painted rear bumper (M only)
    - Painted rear bumper corners; centre section remains black (XL only)
    - Painted exterior rear view mirror cover
    - Painted exterior handles
    - Painted side mouldings – Black
    - Painted sliding door rail cover

- SAFETY/SECURITY
- Dynamic Surround View
    - Digital rear view mirror and lateral side view
    - Front & Rear Park Assist
    - Flankguard detection of fixed obstacles
    - Visiopark 180°
    - Blind Spot Detection
  - Remote control security alarm system

- LIGHTING/VISIBILITY
- ECO LED headlights with integrated daytime running lights
  - Fog lamps
  - Electrically foldable door mirrors



Please note, 17" silver alloy wheels, optional at extra cost



17" steel wheel with full-diameter wheel trim



17" alloy wheel (extra cost option)\*

\*For more details see Specifications – Exterior style, click [here](#)



# GS

FEATURES (OVER AND ABOVE PRO)

INTERIOR CONVENIENCE/STYLING

- Dual-zone electronic climate control
- Keyless entry & start
- Wireless charging
- Heated leather steering wheel

SEATING

- Hand-crafted and fitted eco-leather seats with embossed GS logo, bold red stitching, and perforated material for ventilation
- Heated driver's seat

EXTERIOR CONVENIENCE/STYLING

- Exclusive Y-Spoke 18" alloy wheels fitted with high-load capacity Nankang tyres (225/50R18C)
- GS body kit featuring front lip spoiler, side skirts with integrated front mud guards, piano black rear spoiler and unique rear bumper
- Available in Quartz Silver (Metallic); Mercury Grey (Metallic)
- Unique GS Badging

SAFETY/SECURITY


- 1st row thorax side airbags
- GS features Surround Rear View & not Dynamic (as standard on Pro)\*. Surround Rear View features
  - Front & Rear Park Assist
  - Flankguard detection
  - Visiopark 180°
  - Blind spot detection
  - Foldable Exterior Mirrors.

\*Does not include the Digital Rear View Mirror.

**GS is produced as a Limited Edition – please discuss availability with your Retailer.**



F3QV-vauxhall-quartz silver-light bg.png



Vauxhall Vivaro GS - Interior.png



Vivaro\_GS-9.jpg



Vivaro GS Interior-2.jpg



Vivaro\_GS-21.jpg



Vivaro GS Interior-5.jpg



R3QV-vauxhall-mercury grey-light bg.jpg

PRICES ELECTRIC

	GROSS VEHICLE WEIGHT (KG)**		MAXIMUM INDICATIVE PAYLOAD (KG)		LOAD SPACE (M³)	WLTP CO <sub>2</sub> (G/KM)	WLTP RANGE (MI)		LCDV CODE	BASIC PRICE (£) EXC VAT	PLUG-IN-VAN GRANT (£)	ON-THE-ROAD BEFORE PIVG (£) EXC VAT	ON-THE-ROAD AFTER PIVG (£) EXC VAT
PANEL VAN													
M Electric 136hp Automatic Prime	3230	1210	5.3	0	194 - 230	2GK0F2NETFTXA0LO		42,055.00	5,000.00	<b>43,450.00</b>	<b>38,450.00</b>		
XL Electric 136hp Automatic Prime	3190	1138	6.1	0	194 - 230	2GK0F3NETFTXA0LO		42,855.00	5,000.00	<b>44,250.00</b>	<b>39,250.00</b>		
M Electric 136hp Automatic Pro	3230	1210	5.3	0	194 - 230	2GK0F2NETFTX9QLO		44,730.00	5,000.00	<b>46,125.00</b>	<b>41,125.00</b>		
XL Electric 136hp Automatic Pro	3190	1138	6.1	0	194 - 230	2GK0F3NETFTX9QLO		45,530.00	5,000.00	<b>46,925.00</b>	<b>41,925.00</b>		
M Electric 136hp Automatic GS	3230	1210	5.3	0	194 - 230	2GK0F2NETFTX9RLO		52,890.00	5,000.00	<b>54,285.00</b>	<b>49,285.00</b>		

Please note: The above LCDV codes are for England, Wales and Scotland. For Northern Ireland the 'TX' is replaced with 'TO'.

Please note: On-the-road recommended retail prices (RRP) include number plates and delivery to Retailer of £995.00 exc. VAT (£1,194.00 inc. VAT), 12 months' Vehicle Excise Duty and new vehicle first registration fee of £55.00 (correct at time of publication). Excludes fuel and insurance. Price has been calculated using manufacturer estimates and includes (where appropriate) an OZEV grant of up to £5,000.00 which has been deducted from the price of the vehicle (OZEV Grant not available in the Isle of Man). The grant is a government incentive and is subject to withdrawal prior to delivery of your vehicle. Retailers may be required to carry out more than one credit check during the course of the order process. You may be required to place a deposit when placing your order with your supplying Retailer. In the event of a price change, deposit refunds will be governed by your supplying Retailer's policy and as such must be discussed with the supplying Retailer.

Gross plated weights (including axle weights) quoted on the vehicle plate are to UK plated weight specification and must never be exceeded. Unbraked towing weight 750kg – all models.

\*Provisional data – note that once body has been added to make vehicle complete the converter will be able to calculate EV range. \*\*See Glossary of Terms for definitions.

PRICES ELECTRIC

	GROSS VEHICLE WEIGHT (KG)**		MAXIMUM INDICATIVE PAYLOAD (KG)		LOAD SPACE (M³)	WLTP CO₂ (G/KM)	WLTP RANGE (MI)	LCDV CODE	BASIC PRICE (£) EXC VAT	PLUG-IN-VAN GRANT (£)	ON-THE-ROAD BEFORE PIVG (£) EXC VAT	ON-THE-ROAD AFTER PIVG (£) EXC VAT
DOUBLECAB												
M Electric 136hp Automatic Prime	3200	1075	3.2	0	194 - 230	2GK0F7NETFTXA0LO			44,755.00	5,000.00	46,150.00	41,150.00
XL Electric 136hp Automatic Prime	3160	1011	4.0	0	194 - 230	2GK0FLNETFTXA0LO			44,955.00	5,000.00	46,350.00	41,350.00
M Electric 136hp Automatic Pro	3200	1075	3.2	0	194 - 230	2GK0F7NETFTX9QLO			47,430.00	5,000.00	48,825.00	43,825.00
XL Electric 136hp Automatic Pro	3160	1011	4.0	0	194 - 230	2GK0FLNETFTX9QLO			47,630.00	5,000.00	49,025.00	44,025.00
M Electric 136hp Automatic GS	3200	1075	3.2	0	194 - 230	2GK0F7NETFTX9RLO			55,590.00	5,000.00	56,985.00	51,985.00
PLATFORM CAB												
M Electric 136hp Automatic Prime*	3200	1390	-	0	121 - 165	2GK0P1NETFTXA0LO			41,905.00	5,000.00	43,300.00	38,300.00

Please note: The above LCDV codes are for England, Wales and Scotland. For Northern Ireland the 'TX' is replaced with 'TO'.

Please note: On-the-road recommended retail prices (RRP) include number plates and delivery to Retailer of £995.00 exc. VAT (£1,194.00 inc. VAT), 12 months' Vehicle Excise Duty and new vehicle first registration fee of £55.00 (correct at time of publication). Excludes fuel and insurance. Price has been calculated using manufacturer estimates and includes (where appropriate) an OZEV grant of up to £5,000.00 which has been deducted from the price of the vehicle (OZEV Grant not available in the Isle of Man). The grant is a government incentive and is subject to withdrawal prior to delivery of your vehicle. Retailers may be required to carry out more than one credit check during the course of the order process. You may be required to place a deposit when placing your order with your supplying Retailer. In the event of a price change, deposit refunds will be governed by your supplying Retailer's policy and as such must be discussed with the supplying Retailer.

Gross plated weights (including axle weights) quoted on the vehicle plate are to UK plated weight specification and must never be exceeded. Unbraked towing weight 750kg – all models.

\*Provisional data – note that once body has been added to make vehicle complete the converter will be able to calculate EV range. \*\*See Glossary of Terms for definitions.



PRICES DIESEL

	GROSS VEHICLE WEIGHT (KG)**	MAXIMUM INDICATIVE PAYLOAD (KG)	LOAD SPACE (M³)	WLTP CO₂ (G/KM)	WLTP ECONOMY (MPG)	LCDV CODE	BASIC PRICE (£) EXC VAT	ON-THE-ROAD (£) EXC VAT
PANEL VAN								
M Diesel 120hp Manual Prime	2830	1173	5.3	167 - 184	44.8 - 40.9	2GK0F2NP7KTXA0L0	29,735.00	31,130.00
XL Diesel 120hp Manual Prime	2830	1121	6.1	174 - 187	42.8 - 39.8	2GK0F3NP7KTXA0L0	30,635.00	32,030.00
M Diesel 150hp Manual Prime	3100	1326	5.3	163 - 184	45.6 - 40.9	2GK0F2NJ6KTXA0L0	31,035.00	32,430.00
XL Diesel 150hp Manual Prime	3100	1294	6.1	173 - 188	43.5 - 39.8	2GK0F3NJ6KTXA0L0	31,935.00	33,330.00
M Diesel 150hp Automatic Prime	3100	1296	5.3	172 - 191	43.5 - 39.2	2GK0F2NJ61TXA0L0	32,535.00	33,930.00
XL Diesel 150hp Automatic Prime	3100	1283	6.1	178 - 194	42.2 - 38.7	2GK0F3NJ61TXA0L0	33,435.00	34,830.00
M Diesel 120hp Manual Pro	2830	1173	5.3	167 - 184	44.8 - 40.9	2GK0F2NP7KTX9QL0	32,410.00	33,805.00
XL Diesel 120hp Manual Pro	2830	1121	6.1	174 - 187	42.8 - 39.8	2GK0F3NP7KTX9QL0	33,310.00	34,705.00
M Diesel 150hp Manual Pro	3100	1326	5.3	163 - 184	45.6 - 40.9	2GK0F2NJ6KTX9QL0	33,710.00	35,105.00
XL Diesel 150hp Manual Pro	3100	1294	6.1	173 - 188	43.5 - 39.8	2GK0F3NJ6KTX9QL0	34,610.00	36,005.00
M Diesel 180hp Automatic GS	3100	1296	5.3	182 - 191	43.5 - 39.2	2GK0F2NJ51TX9RL0	43,840.00	45,235.00
DOUBLECAB								
M Diesel 150hp Manual Prime	3100	1245	3.2	166 - 185	44.8 - 40.4	2GK0F7NJ6KTXA0L0	33,735.00	35,130.00
XL Diesel 150hp Manual Prime	3100	1225	4.0	174 - 189	42.8 - 39.8	2GK0FLNJ6KTXA0L0	33,935.00	35,330.00
M Diesel 150hp Automatic Pro	3100	1247	3.2	174 - 193	42.8 - 38.7	2GK0F7NJ61TX9QL0	37,910.00	39,305.00
XL Diesel 150hp Automatic Pro	3060	1186	4.0	180 - 195	41.5 - 38.2	2GK0FLNJ61TX9QL0	38,110.00	39,505.00
M Diesel 180hp Automatic GS	3030	1158	3.2	180 - 195	41.5 - 38.2	2GK0F7NJ51TX9RL0	46,540.00	47,935.00

Please note: The above LCDV codes are for England, Wales and Scotland. For Northern Ireland the 'TX' is replaced with 'TO'.

Please note: On-the-road recommended retail prices (RRP) include number plates and delivery to Retailer of £995.00 exc. VAT (£1,194.00 inc. VAT), 12 months' Vehicle Excise Duty and new vehicle first registration fee of £55.00 (correct at time of publication). Excludes fuel and insurance.

Gross plated weights (including axle weights) quoted on the vehicle plate are to UK plated weight specification and must never be exceeded. Unbraked towing weight 750kg – all models.

\*\*See Glossary of Terms for definitions.





# SAFETY FEATURES

**1. Dynamic surround view**

Incorporates a digital rear-view mirror with cameras above the rear door and in the nearside exterior door mirror, extending the view of traditional rear view mirrors.

The system features include:

- Side blind spot detection – Enables the driver to clearly see obstacles on the nearside.
- Visiopark 180° rear parking camera – Working with 12 parking sensors enables safer reversing as the driver is now able to view a larger area via the digital display screen. Automatically activates when reverse gear is engaged or the rear doors are opened.

**2. Intelligent speed assistance**

Recognises speed limit signs and visually warns the driver of local restrictions followed by an acoustic warning if the limit is exceeded.

**3. High beam assist**

Switches the headlights between high beam and dipped beam automatically to avoid blinding other drivers.

**4. Lane keep assist**

If the driver has not actively steered or signalled, the system performs corrective steering actions to help prevent the vehicle crossing painted boundary lines or road side edges.

**5. Active cruise control with stop and go facility**

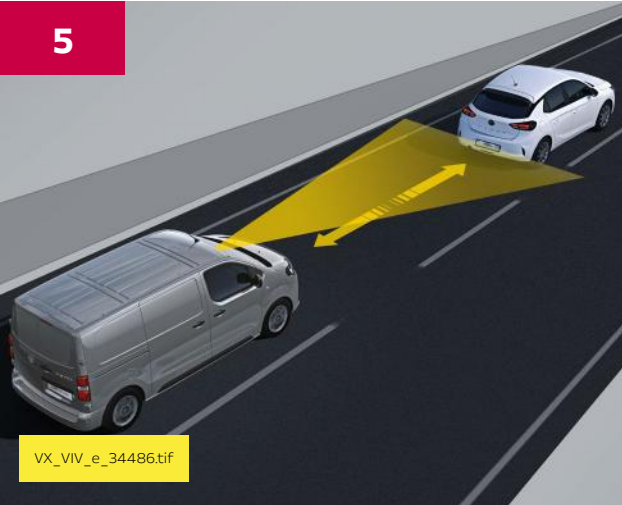

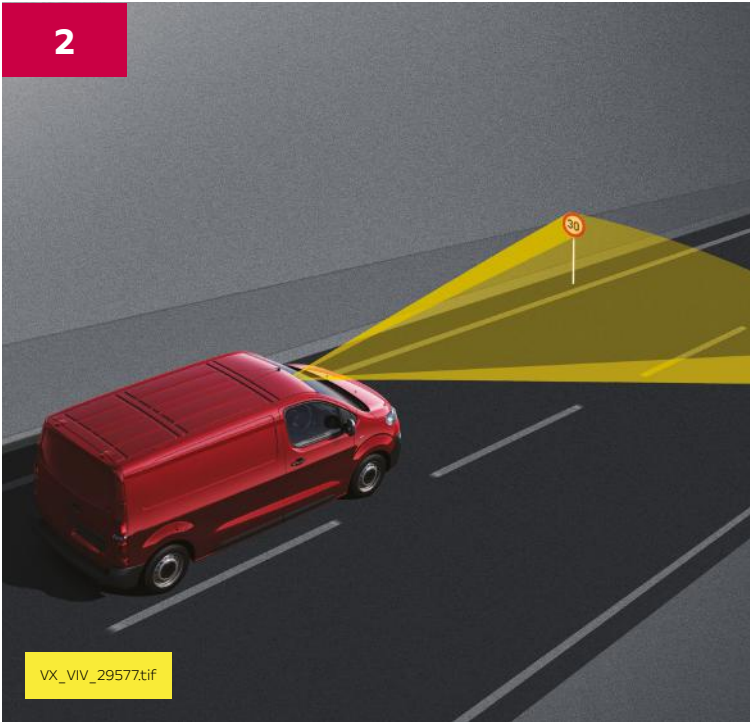
Maintains the speed set but if a slower vehicle is detected ahead, the system will automatically lower the vehicle speed to keep a safe distance – 19mph minimum with manual transmission. For models with automatic transmission, the system will bring the vehicle to a complete standstill if required.

**Driver attention alert\***

Monitors your time behind the wheel and sends a warning after two and three hours continuous driving. The system continues to analyse driving patterns via the front & A-Pillar cameras and steering wheel movements, and then warns you when it's time to take a quick break.

**Forward collision alert incorporating Autonomous Emergency Braking System (AEBS)\***

This system alerts the driver of a potential collision through a combination of visual and then audible warnings. Should the driver fail to react, Autonomous Emergency Braking is triggered to help mitigate/avoid the impact by reducing the speed of the vehicle. AEBS provides additional assistance to optimise braking performance while a dynamic brake support function boosts pressure to help further minimise stopping distances.



Please note, Vauxhall driver assistance systems are intended to support the driver within the system-imminent limitations. The driver remains responsible for the driving task at all times. \*Not illustrated.



# PURECONNECT INFOTAINMENT

## MULTIMEDIA PRO [ZJA6]

### Features

- Multimedia Pro
  - 10" HD touchscreen with wireless mirror screen
  - AM/FM/DAB digital radio
  - 4G connectivity
  - Voice control
  - Two speakers and two tweeters
  - USB connection

### Mobile phone portal

- Bluetooth® connectivity
- Vehicle microphone
- Phone book access – Contacts/last calls/missed calls etc. are mirrored on the display and are easily navigated using the touchscreen (features dependent on mobile phone)
- Smartphone interface – Apple CarPlay™/Android Auto™

### Additional feature

- Flexible roof-mounted aerial



## MULTIMEDIA PRO NAVI [ZJA9]

### Features over Multimedia Pro

- Multimedia Pro Navi
  - Fully integrated satellite navigation system

### Driver information

- 10" colour digital instrument cluster
- Multi-function trip computer
- Central fascia display – including audio information, clock and outside air temperature



# SPECIFICATIONS

Key: ● Standard ○ Optional

	PANEL VAN			DOUBLECAB		
	PRIME	PRO	GS	PRIME	PRO	GS
TECHNOLOGY AND ENTERTAINMENT						
MULTIMEDIA PRO <ul style="list-style-type: none"><li>• 10" HD colour touchscreen with wireless mirror screen</li><li>• AM/FM/DAB digital radio</li><li>• 4G connectivity</li><li>• Voice control</li><li>• Natural voice recognition</li></ul>	●			●		
MULTIMEDIA PRO NAVI <ul style="list-style-type: none"><li>• Fully integrated satellite Navigation system</li><li>• 10" HD colour touchscreen with wireless mirror screen</li><li>• AM/FM/DAB digital radio</li><li>• 4G connectivity</li><li>• Voice control</li><li>• Natural voice recognition</li></ul>	○	●	●	○	●	●
Vauxhall Connect including Fleet Services	●	●	●	●	●	●
Audio Controls through steering wheel buttons	●	●	●	●	●	●
COMFORT AND CONVENIENCE						
Front electric windows with 'one-touch' operation and anti-pinch	●	●	●	●	●	●
Air conditioning	●	●		●	●	
Dual-zone electronic climate control			●			●
Cruise Control with speed limiter	●	●	●	●	●	●
Rear parking sensors	●	●	●	●	●	●
Dynamic Surround View: Digital rear view mirror and lateral side view, Reversing Camera with Top Rear Vision, Blind Spot Monitoring, Front Park Assist, Flankguard detection of fixed obstacles, electric folding door mirrors	○	●		○	●	
Static Surround View: Reversing Camera with Top Rear Vision, Blind Spot Monitoring, Front Park Assist, Flankguard detection of fixed obstacles, electric folding door mirrors			●			●
12V socket in cabin	●	●	●	●	●	●
12V socket in cargo area		●	●		●	●
USB socket in cabin	●	●	●	●	●	●
Electronic Power Steering (EPS)	●	●	●	●	●	●
Height and reach adjustable steering wheel	●	●	●	●	●	●
AT shifting by e-Toggle (Automatic only)	●	●	●	●	●	●
Electric Parking Brake	●	●	●	●	●	●
Halogen Headlamp with integrated daytime running lights	●			●		

Please note that compatibility and certain functions may be different depending on the type of device and operating system you're using with the Multimedia systems. Apple CarPlay is a trademark of Apple Inc. Apple and iPhone are trademarks of Apple Inc., registered in the U.S. and other countries. Android is a trademark of Google Inc, also registered in the U.S. and other countries.

# SPECIFICATIONS

Key: ● Standard ○ Optional

	PANEL VAN			DOUBLECAB		
	PRIME	PRO	GS	PRIME	PRO	GS
COMFORT AND CONVENIENCE						
ECO LED Headlamps with integrated daytime running lights		●	●		●	●
High level third brake light	●	●	●	●	●	●
Automatic on/off headlight control	●	●	●	●	●	●
Automatic two-speed and intermittent front wipers	●	●	●	●	●	●
Electrically adjustable heated door mirrors	●	●	●	●	●	●
Manually folding door mirrors	●			●		
Electrically folding heated door mirrors with temperature sensor (painted black as standard)		●	●		●	●
Fog lights, front		●	●		●	●
Fog lights, rear	●	●	●	●	●	●
Keyless entry and start			●			●
Wireless charging			●			●
Heated leather steering wheel			●			●
SAFETY AND SECURITY						
Electronic Stability Control and ABS with Hill Start Assist, EBA and EBFD	●	●	●	●	●	●
Perimetric and volumetric, Thatcham category 1 approved alarm	○	●	●	○	●	●
Remote central locking with deadlocking.	●	●	●	●	●	●
Selective cabin and cargo area locking via 3-button plip remote control key (x2)	●	●	●	●	●	●
Dashboard mounted central locking push button and auto locking above 7 mph	●	●	●	●	●	●
Rolling code transponder immobiliser (Thatcham approved)	●	●	●	●	●	●
Lockable fuel cap (Diesel versions only)	●	●	●	●	●	●
Automatic door unlocking in event of accident	●	●	●	●	●	●
Driver and front passenger's airbags with passengers' airbag deactivate switch	●	●	●	●	●	●
Front lateral airbags	○	○	●	●	●	●
Height-adjustable 3-point pre-tensioner seat belts with force limiter (central seatbelt on dual passenger seat not height adjustable and no pre-tensioner)	●	●	●	●	●	●
Unfastened seat belt warning for driver, front passengers (with dual bench or single passenger seat) and row 2 on Crew Van	●	●	●	●	●	●

# SPECIFICATIONS

Key: ● Standard ○ Optional

	PANEL VAN			DOUBLECAB		
	PRIME	PRO	GS	PRIME	PRO	GS
SAFETY AND SECURITY						
High Beam Assist	●	●	●	●	●	●
Advanced Emergency Braking System	●	●	●	●	●	●
Lane Keeping Assist	●	●	●	●	●	●
Intelligent Speed Assistance	●	●	●	●	●	●
Driver Attention Alert (Level-4 includes driver monitoring camera)	●	●	●	●	●	●
Visible VIN at base of windscreen	●	●	●	●	●	●
DOORS AND WINDOWS						
Twin unglazed rear doors, opening to 180°	●	●	●	●	●	●
Twin sliding side doors (manually operated)	●	●	●	●	●	●
Laminated acoustic windscreen	●	●	●	●	●	●
Front windows tinted to 30% opacity	●	●	●	●	●	●
Fixed Side Windows in row 2 tinted to 30% opacity				●	●	●
SEATING						
Driver's seat height, rake and reach adjustable with lumbar adjustment and armrest (6-Way)	●	●	●	●	●	●
Front seats with height-adjustable head restraints	●	●	●	●	●	●
Dual front passenger bench seat with under-seat storage tray	●			●	●	●
FlexCargo Pack – Dual front passenger's fixed bench seat/Fold-flat centre seat backrest with table/Two-way foldable outer seat/ Load-through bulkhead/Electronic parking brake/Seatbelt unfastened' audible warning and warning light	○	●	●			
Three individually contoured seats in row 2 with two armrests and under-seat storage				●	●	●
Hand-crafted and fitted eco-leather seats with embossed logo, bold stitching, and perforated material for ventilation.			●			●
Heated driver's seat	○	○	●	○	○	●
INTERIOR FEATURES, STORAGE AND LOAD CARRYING						
Dashboard: Mistral Black with Liquid Palladium decor strip in mid-section	●	●	●	●	●	●
Dashboard storage areas	●	●	●	●	●	●
Closed upper and open lower glove boxes	●	●	●	●	●	●





Load-through hatch within bulkhead



Fully folding passenger seat



Multi-function fixed bench passenger's seat

# SPECIFICATIONS

Key: ● Standard ○ Optional

	PANEL VAN			DOUBLECAB		
	PRIME	PRO	GS	PRIME	PRO	GS
INTERIOR FEATURES, STORAGE AND LOAD CARRYING						
Front door pockets with 1.5 litre bottle holders	●	●	●	●	●	●
Cup holders for driver and passenger at top of dashboard	●	●	●	●	●	●
Storage tray under front passenger seats	●			●	●	●
Storage under squab of central passenger seat		●	●			
Hard plastic floor protection in cabin	●	●	●	●	●	●
Roof trim in cabin (1st Row only)	●	●	●	●	●	●
Overhead console with ceiling lamps	●	●	●	●	●	●
Full steel bulkhead with clothes hook	●					
FlexCargo Pack – Dual front passenger’s fixed bench seat/Fold-flat centre seat backrest with table/Two-way foldable outer seat/ Load-through bulkhead/Electronic parking brake/Seatbelt unfastened’ audible warning and warning light	○	●	●			
Full toughened plastic bulkhead with polycarbonate window fixed behind row 2 seats, insulated for sound and temperature				●	●	●
Load tie-down hooks in cargo area (6 in M versions, 8 in XL versions)	●	●	●			
Load tie-down hooks in cargo area (4 in M versions, 6 in XL versions)				●	●	●
Branded Floor Mats in 1st Row			●			●
WHEELS, TYRES AND EXTERIOR STYLE						
Puncture repair kit	●	●	●	●	●	●
Tyre pressure monitor	●	●	●	●	●	●
16 inch steel wheels with black centre caps	●			●		
17 inch steel wheels with full wheel cover		●			●	
18 inch Y-Spoke alloy wheels			●			●
Black front and rear bumpers, side rubbing strips, exterior door handles and door mirrors	●			●		
WHEELS, TYRES AND EXTERIOR STYLE						
Painted front bumper		●	●		●	●
Painted rear bumper (M only)		●	●		●	●
Painted rear bumper corners (centre section of rear bumper not painted on XL versions. Incompatible with special paint)		●			●	

# SPECIFICATIONS

Key: ● Standard ○ Optional

	PANEL VAN			DOUBLECAB		
	PRIME	PRO	GS	PRIME	PRO	GS
WHEELS, TYRES AND EXTERIOR STYLE						
Painted exterior handles		●	●		●	●
Painted decor strips (side mouldings)		●	●		●	●
Painted Sliding Door Rail Cover		●			●	
Unique body kit featuring Front Lip Spoiler, Side skirts with integrated front mud guards, Rear spoiler (Piano Black) and unique Rear Bumper			●			●
Unique GS Badging			●			●
INSTRUMENTS						
Full 10" colour digital cluster	●	●	●	●	●	●
Multi-function on-board trip computer	●	●	●	●	●	●
Door opening warning and audible lights-on warning	●	●	●	●	●	●
ELECTRIC VEHICLE SPECIFIC						
11KW On Board Charger with Mode 3 charging cable – 6 metres (for use with wallbox)	●	●	●	●	●	●
Remote temperature pre-conditioning (requires e-Remote Control service subscription)	●	●	●	●	●	●
AVAS: Acoustic Vehicle Alerting System – generates a sound when travelling at low speed, audible outside the vehicle for pedestrian safety	●	●	●	●	●	●
Paddles for regenerative braking selection. Three levels – light; medium; strong (Electric versions only)	●	●	●	●	●	●

# OPTIONS

Key: ● Standard

		PANEL VAN			DOUBLECAB		
		PRIME	PRO	GS	PRIME	PRO	GS
TECHNOLOGY AND ENTERTAINMENT							
MULTIMEDIA PRO NAVI Features over Multimedia Pro • Fully integrated satellite Navigation system • 10" HD colour touchscreen with wireless mirror screen • AM/FM/DAB digital radio • 4G connectivity • Voice control • Natural voice recognition	ZJA9	£650	●	●	£650	●	●
SEATING, COMFORT AND CONVENIENCE							
Individual front passenger seat with armrest. Height adjustable driver's seat with lumbar adjustment and armrest	WAAS	£0			£0	●	●
<b>Winter Pack:</b> Heated driver seat with controls on the seat [NA03], Side airbags 1st row driver and passenger thorax in the seats + curtain for the head [NF26], Heated Leather Steering Wheel [VH04+I301+HG06]	NA03	£500	£500	●	£300	£300	●
<b>FlexCargo:</b> dual passenger bench seat with fold-up outer seat, fold-down writing table in central seat back and storage under central seat. Height adjustable driver's seat with lumbar adjustment and armrest	WAAT	£350	●	●			
<b>Camera Pack:</b> Visiopark 180° (Rear Parking Camera)	WYAX	£350	●	●	£350	●	●
<b>Camera Pack with Connected Navi:</b> Visiopark 180° Rear Parking Camera [WYAX], Multimedia Pro NAVI [ZJA9]: Power-Folding Mirror [HU02], Fog lamps [PR06], 12V socket in load area (LHS at bottom of D-Pillar) [ES04]	J6RZ	£850	●	●	£850	●	●
<b>City Pack. Dynamic Surround View [WYAZ] with Connected Navi Pack:</b> Digital rear view mirror and lateral side view [N202], Front & Rear Park Assist [UB24], Flankguard detection of fixed obstacles, Visiopark 180 [QK13], Blind spot detection [AO01], Multimedia Pro NAVI [ZJA9]: Power-Folding Mirror [HU02], Fog lamps [PR06], 12V socket in load area (LHS at bottom of D-Pillar) [ES04] (Not available with Glazed Rear Doors or Glazed Tailgate)	J6S1  For Crew Van only, order WYAZ & ZJA9	£1,250	●		£1,400	●	
SAFETY AND SECURITY							
Perimetric and volumetric, Thatcham category 1 approved alarm	AB08	£225	●	●	£225	●	●

\*Optional at extra cost excluding VAT.



# OPTIONS

Key: ● Standard

		PANEL VAN			DOUBLECAB		
		OPTION CODE*	PRIME	PRO	GS	PRIME	PRO
DOORS & WINDOWS							
Fixed side windows in sliding side doors, with noise-reducing tinted glass	VG07	£120	£120				
Twin glazed rear doors (opening to 180°) with Glazed Bulkhead, heated rear windows and wash-wipe (Not available with Dynamic Surround View)	WO05	£300			£300		
Tailgate with Glazed Bulkhead, heated window and wash-wipe (Not available with Dynamic Surround View)	WO06	£300			£300		
LOAD CARRYING							
Coated anti-slip 9mm wood floor with aluminium rods	GB33	£400	£400		£400	£400	
Polycarbonate glazed contoured bulkhead. Provides an additional 40mm of seat travel and 8.5° of tilt on the driver's seat. Reduces load length by 116mm at a height of 1m from the floor.	PX37	£200					
WHEELS, TYRES & DRIVING CHARACTERISTICS							
17 inch steel wheels with black centre caps and 3PMSF Cross Climate tyres	ZHZQ	£400			£400		
17 inch painted grey alloy wheels with Westlake Loadforce 326+ tyres [ZHZL]	ZHZL	£650	£650		£650	£650	
Full sized spare wheel with black steel rim	RS03	£160	£160	£160	£160	£160	£160
Worksite Pack: Enhanced Ground Clearance (175mm) [SE02], Engine Protection Plate [FX01], Full Sized Spare Wheel [RS03] (Diesel only; not available with Alloy Wheels)	GA04	£950 M £750 XL			£950 M £750 XL		
TOWING							
Removable Towbar with ball and hook, 13 pin connector and Trailer Sway Mitigation (Diesel only)	AQ10	£700	£700		£700	£700	

\*Optional at extra cost excluding VAT.

# OPTIONS

Key: ● Standard

		PANEL VAN			DOUBLECAB		
		PRIME	PRO	GS	PRIME	PRO	GS
CONVERTER EQUIPMENT							
<b>Converter Pack:</b> Upgraded battery and alternator (L3 720 battery, class 18 alternator), towbar pre-conditioning (rear electric harness + fast connectors (behind rear bumper) + beam with 13 pin socket), Conversion interface box – Only for use for electrical connections for integral elements of a vehicle conversion	BQ01	£400			£400		
e-PTO (Electrical Power Take Off) on 400V battery: High power connector on junction box (Electric only)	4204	£350					

# EXTERIOR COLOURS

		OPTION CODE	PRICE
	Kaolin White** Solid paint	POPR	Included as standard
	Mercury Grey* Two-coat metallic paint	MO1J	£650 ex VAT
	Quartz Silver* Two-coat metallic paint	MOF4	£650 ex VAT
	Pearl Black* Two-coat metallic paint	MO9V	£650 ex VAT

Special fleet colours (£750 exc VAT) are available – please discuss with Retailer or Key Account Manager for more details.

Additional lead-time for special paint will be confirmed at order placement (event 25). Consult Retailer for details. The colours reproduced may vary slightly from the actual paint colour. As a result they should be used as a guide only. Your Vauxhall Retailer has a comprehensive display of our paint samples.

\*Optional at extra cost excluding VAT. \*\*Standard exterior paint.

# VIVARO ALSO INCLUDES A FLEET MANAGEMENT SERVICE OFFER....



## PREVENTIVE MAINTENANCE

**For 4 Years for customers managed by DEALERS**

(B2C & SME)

The Preventive Maintenance Service is designed to help monitor and optimise the health of commercial vehicle fleets, offering support through live alerts and upcoming maintenance reports. This makes it easier for fleet managers to keep their vehicles in good working condition, saving time and money.

- Fleet Dashboard View
- Maintenance Tracking
- Report via Email
- Vehicle Health Alerts
- Van Maintenance Appointment

## Connect Fleet

Customers can upgrade (via subscription) to Connect Fleet. This management platform is a full version opening up a broader spectrum of possibilities. With Connect Fleet customers can optimise the use of their vehicles by gaining access to consumption reports, mechanical alerts, eco driving and driving behaviour reports and vehicle geolocation in the event of theft in real time.

For more details [click here](#)

For contact [click here](#)

**4 YEARS TRANSFERABLE**

OR



## FLEET MANAGEMENT DATA PACK

**For 4 Years for customers managed by NSC KAMs**

(Major Fleets, RAC & Leasing)

Natively embedded telematics data via Vauxhall Connect is already included in vehicle purchase for eligible vehicles. This enables a multitude of fleet management use cases to boost fleet efficiency, safety and sustainability, including:

- Fuel Management
- Vehicle Health Monitoring & Maintenance Management
- Route Optimisation
- Driver Monitoring
- EV Charging Management

### Benefits for Fleet Customers

- Compatible with any Fleet Management Service Provider
- No expenses for aftermarket device, no additional data costs for customer
- No downtime for installation
- Seamless, immediate and zero-touch activation, rapid deployment at scale
- As telematics system is fully integrated in vehicle, data source is primary and will not be a third party approximation

For more details [click here](#)

For contact [click here](#)

**4 YEARS NON-TRANSFERABLE**



# VAUXHALL CONNECTED SERVICES

An intelligent range of Vauxhall Connect Services offers you a new level of safety and convenience – wherever and whenever you need it. Discover the Connect ONE and Connect PLUS service packages, which can support you every day.

## CONNECT ONE package

A pack for Customers' peace of mind, with features for their safety and assistance.

Included for 10 Years (Free of charge)

- Over-The-Air Software Updates
- Emergency Call/Vauxhall Assistance Call
- Vehicle Health and Maintenance Alerts
- Games
- e-Coaching (BEV/PHEV only)
- e-Remote Control (BEV/PHEV only)
- e-Routes by Free2move Charge (BEV only)
- e-Solution Charging by Free2move Charge (BEV/PHEV only)

## CONNECT PLUS package\*

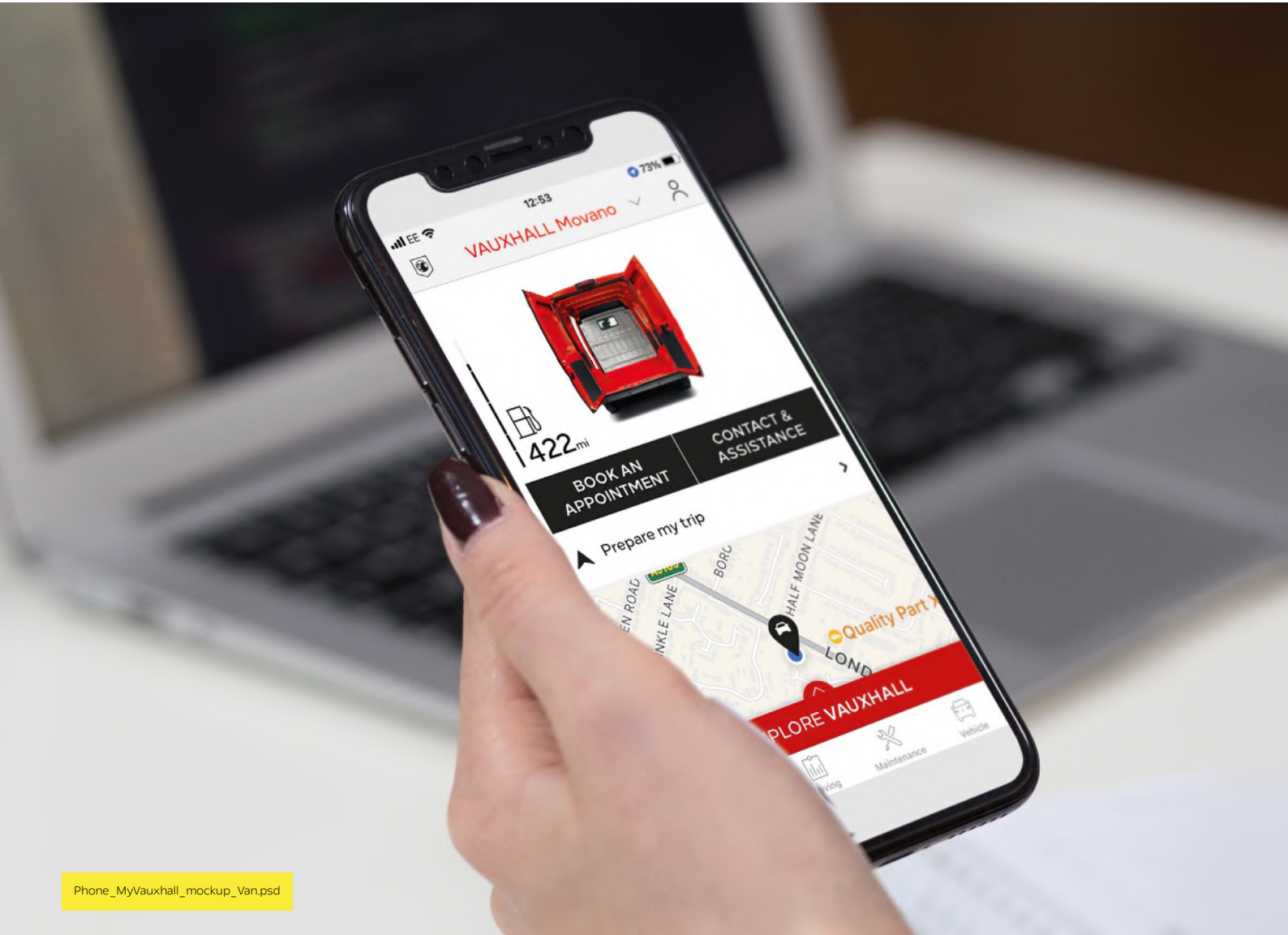
A pack to offer a tech-savvy experience on-board and off-board, with vehicle remote management and assistance aids to help improve every journey.

6 Months Free Trial (Subscription service)

- Connected Alarm
- Remote Control
- My Trip Report – Driving statistics
- Find My Car
- Vauxhall Skill for Alexa™
- ChatGPT
- Real-Time Navigation by TomTom®†
  - Real Time Traffic
  - Speedcams
  - Fuel Price
  - EV Public Charging
  - Weather Forecast
- Maps Update Over-The-Air†
- Send to Nav (App to vehicle)
- EV Trip Planner/EV Routing Embedded

For more information visit [connect.vauxhall.co.uk](https://connect.vauxhall.co.uk)

\*Subject to subscription – after you have taken delivery of your vehicle, please subscribe on: [connect.vauxhall.co.uk](https://connect.vauxhall.co.uk) \*\*via MyVauxhall App. †Standard on models with Satellite Navigation only. Additional terms and conditions apply to connected services, including customer acceptance of location sharing prior to activation.



## Explore MyVauxhall

Ready to make life easier? Meet MyVauxhall – your one-stop shop for everything Vauxhall.

Plan journeys from the comfort of your armchair. View your next scheduled service, book a vehicle repair, access your handbook and much more!

Also if you drive an electric vehicle, you'll love our e-Remote Control app feature. Use it to pre-condition your cabin temperature before journeys – and maximise your charge. Or pre-schedule charging times at night, and benefit from cheaper electricity.

For more information visit  
[vauxhall.co.uk/discover/myvauxhall.html](https://vauxhall.co.uk/discover/myvauxhall.html)



Download  
MyVauxhall now!

# PUREENERGY ELECTRIC

## SINGLE-SPEED ELECTRONIC DRIVE SELECTOR

All-electric single speed drive means there is no need for multiple gears. Instead the e-toggle enables the driver to select from the following:

- Park
- Reverse
- Neutral
- Drive
- Braking (for increased regenerative braking)

## DRIVE MODE SELECTOR

The driver can determine the driving style by selecting one of the following modes:

- **Normal (109PS):** for a balanced drive that offers a compromise between performance and energy efficiency. WLTP range is validated in this mode
- **Power (136PS):** with high power reserves for the highest top speed and torque. Recommended at full capacity
- **ECO (82PS):** for maximum range and energy efficiency. The ECO mode deactivates all unnecessary energy-consuming features and reduces the top speed, torque and overall performance

## CHARGING

Vivaro Electric comes fitted with an 11kW on-board charger and mode 3 cable. For more details please consult your local Retailer.

Need help with home or public charging? Check out Vauxhall's Plug & Go partnership with Octopus.

[Click here](#) to find out more



## BRAKING

### Energy recuperation

The regenerative braking system works when the vehicle is in motion. Energy created by the resistance of the brakes against the drivetrain is converted into DC voltage to partially recharge the battery. The driver can engage braking mode through the drive selector or use the paddle shifters to select the choice of regeneration – light/medium/strong.

### Single foot driving experience

The system not only utilises the energy when the brakes are being used, but also engages when the vehicle is coasting, recovering more energy and enabling single foot driving as the brakes automatically engage when the throttle pedal is released.

**Pre-conditioning prior to a journey enables the cabin to be set to a comfortable 21°C for a defined starting time. Whilst plugged into charger this feature can minimise impact on range of climate control. This function can be access via the Climate Screen of Infotainment unit or via the MyVauxhall App (subscription required.)**

# PUREENERGY ELECTRIC

ELECTRIC 136HP AUTOMATIC	
MOTOR	
Torque Nm	270 Nm @ 3530 rpm
Max power CEE (hp (kW)/rpm)	136 (100)/3540
BATTERY	75KWH
Chemistry	Li-Ion – NMC
Gross/Net Capacity	75/69kWh
Battery Warranty	8 years/100,000 miles/70% capacity
TRANSMISSION	
Gearbox	Automatic electric drive with fixed gear ratio
SERVICE	
Every 25,000 miles or 2 years (whichever comes sooner). Initial inspection at 12,500 miles or 1 year (whichever comes sooner)	
PERFORMANCE (ALL FIGURES DRIVER ALONE)	
WLTP Range (Combined)	219mi
Max speed (mph)	81 (130kph)
Acceleration (0-62 mph)	13.6sec
CHARGING TIMES	
Domestic electrical plug – Type 2 Socket	36h 45m (100%)
Single Phase Wallbox (7.4kW) – Type 2 Socket	11h 20m (100%)
Three Phase Wallbox (11kW) – Type 2 Socket	7h 30m (100%)
Rapid (DC) Charging (100 kW) – CCS Socket	45m (5 to 80%)

The Vivaro Electric is a battery electric vehicle requiring mains electricity for charging. Range data given has been determined according to WLTP test procedure methodology. The figures shown are intended for comparability purposes only and should only be compared to other cars tested to the same technical standard. The range you achieve under real world driving conditions will depend upon a number of factors, including but not limited to: the accessories fitted (pre and post registration); charging frequency; personal driving style; vehicle load and route characteristics; variations in weather; heating/air conditioning; pre-conditioning and battery condition. For more information, contact your local Vauxhall Retailer.




PUREENERGY ELECTRIC

	WLTP COMBINED ELECTRIC RANGE				WLTP CITY ELECTRIC RANGE				ELECTRIC ENERGY CONSUMPTION	
	VEHICLE LOW OR VL (KM)	VEHICLE HIGH OR VH (KM)	VL (MILES)	VH (MILES)	VL (KM)	VH (KM)	VL (MILES)	VH (MILES)	VL (WH/KM)	VH (WH/KM)
PANEL VAN										
M Electric 136hp Automatic	370	313	230	194	464	454	288	282	224	264
XL Electric 136hp Automatic	370	313	230	194	459	449	314	279	224	264
DOUBLECAB										
M Electric 136hp Automatic	370	313	230	194	442	432	275	268	224	264
XL Electric 136hp Automatic	370	313	230	194	438	428	314	266	224	264



PUREENERGY DIESEL

ENGINE	120HP MANUAL	150HP MANUAL	150HP AUTOMATIC	180HP AUTOMATIC
Capacity (cc)	1499	2184	2184	2184
Cylinders/Valves	4 cylinders, 4 valves per cylinder, double overhead camshafts			
Max power CEE (HP (kW)/rpm)	120hp (88kW) @ 3500rpm	150hp (110kW) @ 3500rpm	150hp (110kW) @ 3500rpm	180hp (132kW) @ 3500rpm
Max torque CEE (Nm (lb/ft)/rpm)	300Nm (221lb.ft.) @ 1750rpm	370Nm (273lb.ft.) @ 1500rpm	370Nm (273lb.ft.) @ 1500rpm	400Nm (295lb.ft.) @ 1500rpm
Bore and stroke (mm)	75 x 84.8	83.8 x 99	83.8 x 99	83.8 x 99
Euro emission status	Euro 6E BIS			
Fuel system	High pressure turbo-charged direct injection			
Stop & Start system				
Service Interval	25,000 miles or 2 years (whichever occurs sooner)	30,000 miles or 2 years (whichever occurs sooner)	32,000 miles or 2 years (whichever occurs sooner)	32,000 miles or 2 years (whichever occurs sooner)
TRANSMISSION				
Gearbox	Manual		Automatic	
Number of gears	6		8	
Driven wheels	Front			
PERFORMANCE (ALL FIGURES DRIVER ALONE)				
Max speed (mph)	99	106	106	106
Steering	Electric power steering Turning circle (kerb-to-kerb) – 12m (40.7ft) M/XL models			
Suspension	Front: Independent. Reinforced Pseudo MacPherson front axle with Anti-roll bar Rear: Oblique wishbone trailing arms rear axle			
Brakes front/rear	304mm x 28mm Ventilated front discs 290mm x 12mm Solid rear discs			
Fuel tank capacity litres (gallons)	69 (15.1)			
AdBlue tank capacity litres (gallons)	19 (4.1)			

Vehicles with BlueInjection technology will also need regular AdBlue® top-ups between servicing requirements. An indicator integrated into the on-board computer will warn you when you need to top up. More information under [www.vauxhall.co.uk/adblue](#) In accordance with regulations R (EC) No. 715/2007 and R (EC) No. 692/2008 (in the versions respectively applicable).

PUREENERGY DIESEL

	CO <sub>2</sub> COMBINED		WLTP ECONOMY COMBINED			
	VEHICLE LOW OR VL (G/KM)	VEHICLE HIGH OR VH (G/KM)	VEHICLE LOW OR VL (L/100KM)	VEHICLE HIGH OR VH (L/100KM)	VEHICLE LOW OR VL (MPG)	VEHICLE HIGH OR VH (MPG)
PANEL VAN						
M Diesel 120hp Manual	167	184	6.3	6.9	44.8	40.9
XL Diesel 120hp Manual	174	187	6.6	7.1	42.8	39.8
M Diesel 150hp Manual	163	184	6.2	6.9	45.6	40.9
XL Diesel 150hp Manual	173	188	6.5	7.1	43.5	39.8
M Diesel 150hp Automatic	172	191	6.5	7.2	43.5	39.2
XL Diesel 150hp Automatic	178	194	6.7	7.3	42.2	38.7
M Diesel 180hp Automatic	172	191	6.5	7.2	43.5	39.2
DOUBLECAB						
M Diesel 150hp Manual	166	185	6.3	7.0	44.8	40.4
XL Diesel 150hp Manual	174	189	6.6	7.1	42.8	39.8
M Diesel 150hp Automatic	174	193	6.6	7.3	42.8	38.7
XL Diesel 150hp Automatic	180	195	6.8	7.4	41.5	38.2
M Diesel 180hp Automatic	180	195	6.8	7.4	41.5	38.2

S/S = Start/Stop.

#Figures shown are for comparison purposes and should only be compared to the fuel consumption and CO<sub>2</sub> values of other vehicles tested to the same technical standard. The fuel consumption achieved, and CO<sub>2</sub> produced, in real world conditions will depend upon a number of factors including, but not limited to: the accessories fitted (pre and post registration); variations in weather; driving styles and vehicle load. The WLTP (Worldwide Harmonised Light Vehicles Test Procedure) is used to measure fuel consumption and CO<sub>2</sub> figures. The CO<sub>2</sub> figures display a range to reflect the highest value for the highest emitting version with all available options added, through to a minimum value to represent the lowest emitting version in standard specification.



# WEIGHTS

All figures in kg (except seating configuration)

	GROSS VEHICLE WEIGHT (GVW)	MASS IN RUNNING ORDER (MIRO) Includes Driver	KERB WEIGHT No Driver	MAXIMUM PAYLOAD	MAX PLATED FRONT AXLE	MAX PLATED REAR AXLE	GROSS TRAIN WEIGHT (GTW)	MAXIMUM BRAKED TOWING WEIGHT	MAX. UNBRAKED TOWING WEIGHT	MAXIMUM TOWBALL WEIGHT	NUMBER OF SEATS
PANEL VAN											
M Electric 136hp Automatic	3230	2095	2020	1210	1530	1800	4100	1000	750	60	3
XL Electric 136hp Automatic	3190	2127	2052	1138	1530	1800	4100	1000	750	60	3
M Diesel 120hp Manual	2830	1732	1657	1173	1500	1800	4230	2000	750	80	3
XL Diesel 120hp Manual	2830	1784	1709	1121	1500	1800	4230	2000	750	80	3
M Diesel 150hp Manual	3100	1849	1774	1326	1500	1800	5000	2500	750	100	3
XL Diesel 150hp Manual	3100	1881	1806	1294	1500	1800	5000	2500	750	100	3
M Diesel 150hp Automatic	3100	1879	1804	1296	1500	1800	4900	2500	750	100	3
XL Diesel 150hp Automatic	3100	1892	1817	1283	1500	1800	4900	2500	750	100	3
M Diesel 180hp Automatic	3100	1879	1804	1296	1500	1800	4900	2500	750	100	3

# WEIGHTS

All figures in kg (except seating configuration)

	GROSS VEHICLE WEIGHT (GVW)	MASS IN RUNNING ORDER (MIRO) Includes Driver	KERB WEIGHT No Driver	MAXIMUM PAYLOAD	MAX PLATED FRONT AXLE	MAX PLATED REAR AXLE	GROSS TRAIN WEIGHT (GTW)	MAXIMUM BRAKED TOWING WEIGHT	MAX. UNBRAKED TOWING WEIGHT	MAXIMUM TOWBALL WEIGHT	NUMBER OF SEATS
DOUBLECAB											
M Electric 136hp Automatic	3200	2200	2125	1075	1500	1800	4100	1000	750	60	6
XL Electric 136hp Automatic	3160	2224	2149	1011	1500	1800	4100	1000	750	60	6
M Diesel 150hp Manual	3100	1930	1855	1245	1500	1800	5000	2500	750	100	6
XL Diesel 150hp Manual	3100	1950	1875	1225	1500	1800	5000	2500	750	100	6
M Diesel 150hp Automatic	3100	1928	1853	1247	1500	1800	4900	2500	750	100	6
XL Diesel 150hp Automatic	3060	1949	1874	1186	1500	1800	4900	2500	750	100	6
M Diesel 180hp Automatic	3030	1947	1872	1158	1500	1800	4900	2500	750	100	6
PLATFORM CAB											
Electric 136hp Automatic	3200	1885	1810	1390	1500	1800	3809	1000	750	60	3

# DIMENSIONS

Exterior Dimensions – Panel Van & Doublecab		
Dimensions – mm	Medium	Long
Wheelbase	3275	3275
Overall length	4980	5331
Overall height	1904	1935
Width (excluding door mirrors)	1924	1924
Width (including door mirrors)	2204	2204
Front overhang	901	901
Rear overhang	802	1152
Minimum Ground Clearance	150	150
Minimum Ground Clearance (with Worksite Pack)	175	175

Interior Dimensions – Panel Van		
Dimensions – mm; Volume – m³	Medium	Long
Load length at mid-height	2185	2535
Load length at floor (without load-through bulkhead)	2512	2862
Load length at floor (with load-through bulkhead open)	3674	4026
Load width between wheel arches	1258	1258
Maximum load width (SLD both sides)	1628	1628
Maximum load height	1397	1397
Load volume (without load-through bulkhead)	5.3	6.1
Load volume (with load-through bulkhead open)	5.8	6.6
Loading height (Minimum to maximum)	539 to 608	595 to 628

# DIMENSIONS

Interior Dimensions – Doublecab		
Dimensions – mm; Volume – m³	Medium	Long
Load length at mid-height	1352	1700
Load length at floor	2017	2365
Load volume	3.2	4.0

Dimensions of Doors – Panel Van & Doublecab	
Dimensions – mm	Both
Side door aperture width	935
Side door aperture height	1241
Rear door aperture width	1282
Rear door aperture height	1220

\*Maximum load floor length along centre can be impacted by rear door locking mechanism – approximately 50mm.

# GLOSSARY OF TERMS

**PLATED WEIGHT**

The maximum weight to which a vehicle or an axle may be loaded, determined either by the design of the components or by legislation. All commercial vehicles must carry a manufacturer's 'plate' showing the vehicle and axle gross 'plated weights'. It is an offence to drive a vehicle in a condition where any of these weights are exceeded.

**KERB WEIGHT**

The Minimum Mass minus the driver's weight. When Kerb Weight used, driver weight is included within the Maximum Indicative Payload weight.

**MINIMUM MASS**

Minimum Mass ('Mass in running order' on Certificate of Conformity and 'Mass in Service' on V5C form) is defined according to European Type Approval and include all fluids, tools and 90% fuel load/EV battery. It is minimum mass for this variant and does not consider local specification/trim or deletable options (specific to the vehicle). Weights are also subject to manufacturing tolerances (EU Legislation allows 5% tolerance).

**GROSS VEHICLE WEIGHT (GVW)**

The total permissible weight of a vehicle including payload and passengers, as shown on the manufacturer's plate.

**GROSS COMBINATION WEIGHT (GCW)**

The maximum permissible weight of a vehicle, including payload and passengers, combined with the total weight of any trailer it is towing. The maximum GCW weight limit is quoted on the vehicle plate and must not be exceeded.

**PAYLOAD**

The total permissible weight that can be carried without exceeding the vehicle's plated weight. Payload does not include driver but does take into consideration specification/trim level.

Weights are also subject to manufacturing tolerances (EU Legislation allows 5% tolerance). Payload does not consider any additional options that a customer may order.

**ROOF LOADS**

Roof load should not exceed 100kg including the weight of the roof rack/carrier.

**MAXIMUM TOWING WEIGHT**

The maximum weight of any trailer and its load which may be towed within the limit of the vehicle's plated Gross Combination Weight (GCW). It is based on the ability of the vehicle – at full GCW – to restart on a 12% gradient, which is approximately 1 in 8.3, at sea level. At altitudes above 1500 metres, the engine output may drop with a corresponding reduction in towing capability. It is the operator's responsibility to ensure that the trailer noseweight does not cause the rear axle plated weight of the towing vehicle to be exceeded.

**Always fit Vauxhall towing attachments and accessories available from your Vauxhall Commercial Vehicle Retailer. They are designed specifically for Vauxhall models and carry a 12-month warranty.**

**COMMERCIAL VEHICLE CATEGORIES**

**Differences between M1/N1 and M2/N2 (Vehicles with GVW above 3500kg)**

**Category M:** Passenger carriers

**Category N:** Goods vehicles

**Category N1:** Vehicles designed and constructed for the carriage of goods and having a maximum mass not exceeding 3.5 tonnes.

**Category N2:** Vehicles designed and constructed for the carriage of goods and having a maximum mass exceeding 3.5 tonnes but not exceeding 12 tonnes.

**Specific differences, all M2/N2 require the following:**  
**Speed limiter:** All M2/N2 vehicles are legally required to be speed limited. M2 to 62mph and N2 to 56mph.

**CONVERSIONS**

A new conversion portal has been introduced. This significantly improves the transparency and response of all communication with body-builders and converters: [converters-and-stellantis.com](https://converters-and-stellantis.com)

This website contains complete technical guidelines necessary to convert Vauxhall commercial vehicles – Combo (eK9/K9); Vivaro (eK0/K0); Movano (eX250/X250).

- Conversion Guidelines
- 2D Drawings
- 3D CAD
- WLTP Range/Emission Calculator
- Technical Questions
- Conversion Approval including LONO

Any converter of Vauxhall product should create an account on this portal, including those using the IVA approval process.



# FURTHER INFORMATION

## VAUXHALL ON-THE-ROAD RECOMMENDED RETAIL PRICES (RRP)

To eliminate uncertainty about hidden costs incurred when buying a new commercial vehicle, Vauxhall publishes on-the-road prices and these are shown in the pricing tables within this price guide. The prices shown are manufacturer's recommended retail prices (RRP) unless otherwise stated, exclusive of VAT (currently at a rate of 20% which may be payable). These prices include the recommended cost of number plates, delivery to a Vauxhall Retailer, 12 months' Government Vehicle Excise Duty and the DVLA new vehicle first registration fee of £55.00.\*

**Please note: The RRP does not include fuel supplied by the Retailer, motor insurance or any other goods or services supplied by agreement between the Retailer and customer.**

## PRICE PROTECTION

Order a new Vauxhall for build in the current model year (as confirmed by your Retailer) for delivery no more than three months in advance and the price you are quoted is the price you pay. This is irrespective of any subsequent price rises between placing your order and delivery of your new vehicle, but you must take delivery as soon as the vehicle is available.

Please note: Vauxhall Motors Limited is not liable for price adjustments caused by Government changes in the rate of VAT (currently 20%), Vehicle Excise Duty, DVLA new vehicle first registration fee or by any other applicable legislation or regulations.

## VEHICLE EXCISE DUTY

The amount of Vehicle Excise Duty (road fund licence) payable on new commercial vehicles varies depending on gross vehicle weight (GVW) and European standard emissions compliance.

## CUSTOMER CARE COMMITMENT

For added peace of mind, Vauxhall has an innovative Customer Care Commitment\*\* that offers the following:

- Three-year vehicle warranty consisting of a one-year/unlimited mileage manufacturer's warranty and a second and third year manufacturer's warranty with a 100,000 miles limitation
- Vauxhall Assistance for 12 months from first registration
- Five years' body panel anti-perforation warranty

## VAUXHALL ASSISTANCE

Vauxhall Assistance is provided automatically with every new Vauxhall Commercial Vehicle for 12 months from first registration and covers everything from accidents and mechanical breakdowns to flat tyres. For even more peace of mind, for fully electric models the cover is extended† to 3 years. With Vauxhall Assistance help is literally just a free†† phone call away, 24 hours a day, 365 days a year!

## VAUXHALL EXTENDED WARRANTY

For complete peace of mind Vauxhall offers an extended warranty that can be purchased on an annual basis following the expiry of the original new vehicle warranty. It covers most mechanical and electrical components. Terms and conditions apply, for further details please contact your local Vauxhall Retailer.

## VAUXHALL SERVICE PLAN

Vauxhall Retailers offer a great service for owners of all Vauxhall vehicles. Value for money, regular offers and free check-ups, combined with the peace of mind that comes from using Vauxhall-trained technicians and genuine parts, help keep your vehicle in peak condition at all times. Every Vauxhall Retailer supports our customer promise, see [vauxhall.co.uk/discover/here-for-you.html](https://www.vauxhall.co.uk/discover/here-for-you.html)

## PROTECTING THE ENVIRONMENT

Our products are increasingly winning environmental awards, both through the use of more recycled materials and by becoming cleaner and more efficient. For information on Vauxhall's efforts to achieve an environmentally sustainable future, including information on Design for Recycling, take-back of End-of-Life Vehicles (ELVs), and the recycling of ELVs, see [vauxhall.co.uk/recycling](https://www.vauxhall.co.uk/recycling)

## IN THE EVENT OF AN ACCIDENT...

Vauxhall Accident Management helps keep you mobile following an accident. Benefits include vehicle recovery, Vauxhall-approved repairs and contacting your insurer. For more details, visit [vauxhall.co.uk/AccidentManagement](https://www.vauxhall.co.uk/AccidentManagement)

## PROFESSIONAL CENTRES

Keeping your van on the road. We know how important your van is to you, that's why we're geared up to minimise your downtime.

Our nationwide Professional Centres provide fast, convenient value for money servicing, repairs and MOTs.

- All work is carried out by Vauxhall trained technicians using only genuine parts
- No appointments are required for diagnosis and we offer a 'while you wait' service

We have all the expertise required and will spare no effort to get you back in business as soon as possible.

# LEASYS

## LEASYS UK

Leasys is the proud Business Contract Hire partner of Vauxhall and consequently, can provide quick vehicle delivery to keep your business mobile.

Specialised in Medium to Long-Term Leasing options and Fleet Management solutions for businesses of all sizes, Leasys lead mobility by offering sustainable and innovative solutions designed around customers, for a best-in-class experience. Their team of experts can personally support you and provide dedicated consultation.

Leasys is equally owned by Stellantis and Crédit Agricole Consumer Finance and is a member of the British Vehicle Rental and Leasing Association (BVRLA).

For further information, please contact your local Vauxhall Retailer or visit [leasys.com/uk](https://www.leasys.com/uk)

## FOR MORE PRODUCT INFORMATION

For further information on the Vauxhall range or location of your nearest Vauxhall Retailer please call 0800 026 0034. Alternatively, details can be found on our website at [vauxhall.co.uk](https://www.vauxhall.co.uk)

\*Correct at time of publication. \*\*Warranty is only on vehicles sourced from Vauxhall Motors Limited. Terms and conditions apply – please see your Vauxhall Retailer for details.  
†Terms and conditions apply. Please click [here](#) for full terms and conditions. ††Mobile phone users will be charged at their standard tariff.

## Vauxhall Vivaro Electric

9 January 2026 | Model Year 2026.5 (L0)



For more information call **0800 026 0034**

For Fleet enquiries call **0203 476 2268**

Discover the full Vauxhall range at [vauxhall.co.uk](https://vauxhall.co.uk)

**Join us online**

**Published 9 January 2026**

©2026 Vauxhall Motors Limited

Vauxhall Motors Limited, Coventry CV3 1ND

The invoice price, including delivery to Retailer, factory-fitted options, accessories fitted by the Retailer and number plates, is subject to VAT. Some feature descriptions in this guide may refer to, and some illustrations may show, optional equipment not included in the standard delivery. The information contained in this guide was accurate at the time of publication. We reserve the right to make changes in design and equipment. Please note that Vauxhall Retailers are not the agents of Vauxhall Motors Limited and are not authorised to bind Vauxhall Motors Limited by any specific or implied undertaking or representation. It is advisable to ensure that your motor insurance policy provides adequate cover for additional fitted options and accessories. The colours in this guide are only approximate actual colours. Illustrated optional equipment is available at extra charge. Availability, technical features and equipment provided on our vehicles can vary by model. For precise information on the equipment provided on our vehicles, please contact your local Vauxhall Retailer.