

# COMBO PRICE GUIDE

16 December 2014



Proud Sponsor of Home Nations Football



# Combo customer offers\*

Offers Effective 16 December 2014 to 6 April 2015.  
See back page for terms and conditions.

Once you've found the model that matches your requirements, it's time to select an attractive offer that suits you best. To find out more, please speak to your retailer or go to [www.vauxhall.co.uk/vanoffers](http://www.vauxhall.co.uk/vanoffers)



\* = Eligibility restrictions apply. Please ask your Vauxhall retailer for details. \*\* = 4 years or 80,000 miles. † = Finance Offer requires a minimum 20% deposit of VAT exclusive price plus full VAT on the whole transaction. Conditional Sale. Offer is subject to status, terms and conditions. Applicants must be aged 18 or over. Finance provided by Vauxhall Finance, PO Box 6666, Cardiff CF15 7YT. †† = £500 Vauxhall deposit contribution excludes VAT.

# Combo weights

## Combo weights

| <b>L1 H1 Panel Van</b>                        | <b>GVW kg</b> | <b>Payload kg</b> |
|-----------------------------------------------|---------------|-------------------|
| 2000 1.4i 95PS Start/Stop                     | 1990          | 750               |
| 2000 1.3CDTi 90PS                             | 2020          | 750               |
| 2000 1.3CDTi 90PS Start/Stop ecoFLEX          | 2020          | 750               |
| 2000 1.6CDTi 90PS Start/Stop Tecshift         | 2060          | 750               |
| 2000 1.6CDTi 105PS Start/Stop                 | 2060          | 750               |
| 2300 1.3CDTi 90PS                             | 2290          | 1000              |
| 2300 1.3CDTi 90PS Start/Stop ecoFLEX          | 2290          | 1000              |
| 2300 1.6CDTi 90PS Start/Stop Tecshift         | 2330          | 1000              |
| 2300 1.6CDTi 105PS Start/Stop                 | 2330          | 1000              |
| 2000 1.3CDTi 90PS Sportive                    | 2020          | 705               |
| 2000 1.3CDTi 90PS Start/Stop ecoFLEX Sportive | 2020          | 705               |
| 2000 1.6CDTi 105PS Start/Stop Sportive        | 2060          | 705               |
| 2000 2.0CDTi 135PS Sportive                   | 2100          | 705               |
| 2300 1.3CDTi 90PS Sportive                    | 2290          | 955               |
| 2300 1.3CDTi 90PS Start/Stop ecoFLEX Sportive | 2290          | 955               |
| 2300 1.6CDTi 105PS Start/Stop Sportive        | 2330          | 955               |
| 2300 2.0CDTi 135PS Sportive                   | 2370          | 955               |
| <b>L1 H2 Panel Van</b>                        |               |                   |
| 2000 1.6CDTi 90PS Start/Stop Tecshift         | 2080          | 750               |
| 2000 1.6CDTi 105PS Start/Stop                 | 2080          | 750               |
| 2300 1.6CDTi 90PS Start/Stop Tecshift         | 2350          | 1000              |
| 2300 1.6CDTi 105PS Start/Stop                 | 2350          | 1000              |
| 2000 1.6CDTi 105PS Start/Stop Sportive        | 2080          | 710               |
| 2300 1.6CDTi 105PS Start/Stop Sportive        | 2350          | 960               |
| <b>L2 H1 Panel Van</b>                        |               |                   |
| 2300 1.4i 95PS Start/Stop                     | 2200          | 900               |
| 2300 1.3CDTi 90PS                             | 2330          | 1000              |
| 2300 1.3CDTi 90PS Start/Stop ecoFLEX          | 2330          | 1000              |
| 2300 1.6CDTi 90PS Start/Stop Tecshift         | 2370          | 1000              |
| 2300 1.6CDTi 105PS Start/Stop                 | 2370          | 1000              |
| 2300 1.3CDTi 90PS Sportive                    | 2330          | 970               |
| 2300 1.3CDTi 90PS Start/Stop ecoFLEX Sportive | 2330          | 970               |
| 2300 1.6CDTi 105PS Start/Stop Sportive        | 2370          | 970               |
| <b>L2 H2 Panel Van</b>                        |               |                   |
| 2300 1.6CDTi 105PS Start/Stop                 | 2460          | 1000              |

## Combo Crew Van weights

| <b>L1 H1 Crew Van (unglazed)</b>            | <b>GVW kg</b> | <b>Payload kg</b> |
|---------------------------------------------|---------------|-------------------|
| 2300 1.3CDTi 90PS (inc. Start/Stop ecoFLEX) | 2190          | 775               |
| 2300 1.6CDTi 105PS Start/Stop               | 2230          | 775               |
| <b>L1 H1 Crew Van (glazed)</b>              |               |                   |
| 2300 1.3CDTi 90PS (inc. Start/Stop ecoFLEX) | 2190          | 740               |
| 2300 1.6CDTi 105PS Start/Stop               | 2230          | 740               |
| <b>L1 H1 Crew Van Sportive</b>              |               |                   |
| 2300 1.3CDTi 90PS (inc. Start/Stop ecoFLEX) | 2190          | 755               |
| 2300 1.6CDTi 105PS Start/Stop               | 2230          | 755               |
| <b>L2 H1 Crew Van (unglazed)</b>            |               |                   |
| 2300 1.3CDTi 90PS (inc. Start/Stop ecoFLEX) | 2230          | 765               |
| 2300 1.6CDTi 105PS Start/Stop               | 2270          | 765               |
| <b>L2 H1 Crew Van (glazed)</b>              |               |                   |
| 2300 1.3CDTi 90PS (inc. Start/Stop ecoFLEX) | 2230          | 730               |
| 2300 1.6CDTi 105PS Start/Stop               | 2270          | 730               |
| <b>L2 H1 Crew Van Sportive</b>              |               |                   |
| 2300 1.3CDTi 90PS (inc. Start/Stop ecoFLEX) | 2230          | 745               |
| 2300 1.6CDTi 105PS Start/Stop               | 2270          | 745               |

**Note:** Payload figures shown are for standard vehicles and may vary according to the vehicle specification. They do not allow for the weight of the driver, or passenger, which should therefore be deducted from the figures shown and are subject to correct weight distribution. **Gross plated weights** (including axle weights) quoted on the vehicle plate must never be exceeded. **Roof load** should not exceed 100kg including the weight of the roof rack/carrier. H2 models are not permitted to carry roof loads.

# Combo dimensions

## Loadspace dimensions mm (inches)

| Maximum load length                         | L1          | L2          |
|---------------------------------------------|-------------|-------------|
| Panel Van                                   | 1820 (71.7) | 2170 (85.4) |
| Crew Van with seats up                      | 991 (39.0)  | 1341 (52.8) |
| Crew Van with seats down                    | 1400 (55.1) | 1750 (68.9) |
| Maximum load width                          |             |             |
| At widest point                             | 1714 (67.5) | 1714 (67.5) |
| Between wheel arches                        | 1230 (48.4) | 1230 (48.4) |
| Maximum load height                         |             |             |
| Maximum height - H1                         | 1305 (51.4) | 1305 (51.4) |
| Maximum height - H2                         | 1550 (61.0) | 1550 (61.0) |
| Rear and side load door(s)                  |             |             |
| Rear door aperture height - H1              | 1250 (49.2) | 1250 (49.2) |
| Rear door aperture height - H2              | 1455 (57.2) | 1455 (57.2) |
| Rear door aperture width                    | 1231 (48.5) | 1231 (48.5) |
| Side door aperture height                   | 1175 (46.2) | 1175 (46.2) |
| Side door aperture width                    | 700 (27.5)  | 700 (27.5)  |
| Loading height                              |             |             |
| Unladen                                     | 545 (21.4)  | 545 (21.4)  |
| Loadspace volumes cu.m (cu.ft.)             |             |             |
| H1 Panel Van                                | 3.4 (121)   | 4.2 (148)   |
| H1 Crew Van with seats up (to top of seats) | 0.8 (28.2)  | 1.0 (35.3)  |
| H1 Crew Van with seats up (to roof)         | 1.4 (49.4)  | 1.9 (67.1)  |
| H2 Panel Van                                | 4.0 (141)   | 5.0 (177)   |

Effective 16 December 2014

# Combo prices



|                                       | Price (£)<br>exc. VAT | On-the-road<br>RRP (£)<br>exc. VAT |
|---------------------------------------|-----------------------|------------------------------------|
| <b>L1 H1 Panel Van</b>                |                       |                                    |
| <b>COMBO</b>                          |                       |                                    |
| 2000 1.4i 95PS Start/Stop             | 13350.00              | <b>14213.33</b>                    |
| 2000 1.3CDTi 90PS                     | 13855.00              | <b>14718.33</b>                    |
| 2000 1.3CDTi 90PS Start/Stop ecoFLEX  | 13990.00              | <b>14853.33</b>                    |
| 2000 1.6CDTi 90PS Start/Stop Tecshift | 15490.00              | <b>16353.33</b>                    |
| 2000 1.6CDTi 105PS Start/Stop         | 14790.00              | <b>15653.33</b>                    |
| 2300 1.3CDTi 90PS                     | 14050.00              | <b>14913.33</b>                    |
| 2300 1.3CDTi 90PS Start/Stop ecoFLEX  | 14185.00              | <b>15048.33</b>                    |
| 2300 1.6CDTi 90PS Start/Stop Tecshift | 15685.00              | <b>16548.33</b>                    |
| 2300 1.6CDTi 105PS Start/Stop         | 14985.00              | <b>15848.33</b>                    |
| <b>SPORTIVE</b>                       |                       |                                    |
| 2000 1.3CDTi 90PS                     | 15125.00              | <b>15988.33</b>                    |
| 2000 1.3CDTi 90PS Start/Stop ecoFLEX  | 15260.00              | <b>16123.33</b>                    |
| 2000 1.6CDTi 105PS Start/Stop         | 16060.00              | <b>16923.33</b>                    |
| 2000 2.0CDTi 135PS                    | 17025.00              | <b>17888.33</b>                    |
| 2300 1.3CDTi 90PS                     | 15320.00              | <b>16183.33</b>                    |
| 2300 1.3CDTi 90PS Start/Stop ecoFLEX  | 15455.00              | <b>16318.33</b>                    |
| 2300 1.6CDTi 105PS Start/Stop         | 16255.00              | <b>17118.33</b>                    |
| 2300 2.0CDTi 135PS                    | 17220.00              | <b>18083.33</b>                    |
| <b>L1 H2 Panel Van</b>                |                       |                                    |
| <b>COMBO</b>                          |                       |                                    |
| 2000 1.6CDTi 90PS Start/Stop Tecshift | 16240.00              | <b>17103.33</b>                    |
| 2000 1.6CDTi 105PS Start/Stop         | 15540.00              | <b>16403.33</b>                    |
| 2300 1.6CDTi 90PS Start/Stop Tecshift | 16435.00              | <b>17298.33</b>                    |
| 2300 1.6CDTi 105PS Start/Stop         | 15735.00              | <b>16598.33</b>                    |
| <b>SPORTIVE</b>                       |                       |                                    |
| 2000 1.6CDTi 105PS Start/Stop         | 16810.00              | <b>17673.33</b>                    |
| 2300 1.6CDTi 105PS Start/Stop         | 17005.00              | <b>17868.33</b>                    |

|                                       | Price (£)<br>exc. VAT | On-the-road<br>RRP (£)<br>exc. VAT |
|---------------------------------------|-----------------------|------------------------------------|
| <b>L2 H1 Panel Van</b>                |                       |                                    |
| <b>COMBO</b>                          |                       |                                    |
| 2300 1.4i 95PS Start/Stop             | 14350.00              | <b>15213.33</b>                    |
| 2300 1.3CDTi 90PS                     | 14855.00              | <b>15718.33</b>                    |
| 2300 1.3CDTi 90PS Start/Stop ecoFLEX  | 14990.00              | <b>15853.33</b>                    |
| 2300 1.6CDTi 90PS Start/Stop Tecshift | 16490.00              | <b>17353.33</b>                    |
| 2300 1.6CDTi 105PS Start/Stop         | 15790.00              | <b>16653.33</b>                    |
| <b>SPORTIVE</b>                       |                       |                                    |
| 2300 1.3CDTi 90PS                     | 15940.00              | <b>16803.33</b>                    |
| 2300 1.3CDTi 90PS Start/Stop ecoFLEX  | 16075.00              | <b>16938.33</b>                    |
| 2300 1.6CDTi 105PS Start/Stop         | 16875.00              | <b>17738.33</b>                    |
| <b>L2 H2 Panel Van</b>                |                       |                                    |
| <b>COMBO</b>                          |                       |                                    |
| 2300 1.6CDTi 105PS Start/Stop         | 16790.00              | <b>17653.33</b>                    |

Please note: On-the-road recommended retail prices (RRP) include number plates and delivery to retailer of £583.33 (exc. VAT), 12 months' Vehicle Excise Duty (£225.00) and new vehicle first registration fee of £55.00. Excludes fuel and insurance.

Effective 16 December 2014

# Combo prices



|                                      | Price (£)<br>exc. VAT | On-the-road<br>RRP (£)<br>exc. VAT |
|--------------------------------------|-----------------------|------------------------------------|
| <b>L1 H1 Crew Van</b>                |                       |                                    |
| <b>COMBO</b>                         |                       |                                    |
| 2300 1.3CDTi 90PS                    | 14850.00              | <b>15713.33</b>                    |
| 2300 1.3CDTi 90PS Start/Stop ecoFLEX | 14985.00              | <b>15848.33</b>                    |
| 2300 1.6CDTi 105PS Start/Stop        | 15785.00              | <b>16648.33</b>                    |
| <b>SPORTIVE</b>                      |                       |                                    |
| 2300 1.3CDTi 90PS                    | 15935.00              | <b>16798.33</b>                    |
| 2300 1.3CDTi 90PS Start/Stop ecoFLEX | 16070.00              | <b>16933.33</b>                    |
| 2300 1.6CDTi 105PS Start/Stop        | 16870.00              | <b>17733.33</b>                    |
| <b>L2 H1 Crew Van</b>                |                       |                                    |
| <b>COMBO</b>                         |                       |                                    |
| 2300 1.3CDTi 90PS                    | 15655.00              | <b>16518.33</b>                    |
| 2300 1.3CDTi 90PS Start/Stop ecoFLEX | 15790.00              | <b>16653.33</b>                    |
| 2300 1.6CDTi 105PS Start/Stop        | 16590.00              | <b>17453.33</b>                    |
| <b>SPORTIVE</b>                      |                       |                                    |
| 2300 1.3CDTi 90PS                    | 16740.00              | <b>17603.33</b>                    |
| 2300 1.3CDTi 90PS Start/Stop ecoFLEX | 16875.00              | <b>17738.33</b>                    |
| 2300 1.6CDTi 105PS Start/Stop        | 17675.00              | <b>18538.33</b>                    |

**Please note:** On-the-road recommended retail prices (RRP) include number plates and delivery to retailer of £583.33 (exc. VAT), 12 months' Vehicle Excise Duty (£225.00) and new vehicle first registration fee of £55.00. Excludes fuel and insurance.

|                                      | Price (£)<br>exc. VAT | On-the-road<br>RRP (£)<br>inc. VAT |
|--------------------------------------|-----------------------|------------------------------------|
| <b>L1 H1 Glazed Crew Van</b>         |                       |                                    |
| <b>COMBO</b>                         |                       |                                    |
| 2300 1.3CDTi 90PS                    | 15050.00              | <b>19040.00</b>                    |
| 2300 1.3CDTi 90PS Start/Stop ecoFLEX | 15185.00              | <b>19202.00</b>                    |
| 2300 1.6CDTi 105PS Start/Stop        | 15985.00              | <b>20162.00</b>                    |
| <b>L2 H1 Glazed Crew Van</b>         |                       |                                    |
| <b>COMBO</b>                         |                       |                                    |
| 2300 1.3CDTi 90PS                    | 15855.00              | <b>20006.00</b>                    |
| 2300 1.3CDTi 90PS Start/Stop ecoFLEX | 15990.00              | <b>20168.00</b>                    |
| 2300 1.6CDTi 105PS Start/Stop        | 16790.00              | <b>21128.00</b>                    |

**Please note:** On-the-road recommended retail prices (RRP) include number plates and delivery to retailer of £700.00 (inc. £116.67 VAT), 12 months' Vehicle Excise Duty (£225.00) and new vehicle first registration fee of £55.00. Excludes fuel and insurance. The unglazed Combo Crew Van is classified as a Commercial Vehicle (Category N) for VAT purposes and appears on HMRC's list of vans with rear seats. As such, businesses purchasing this vehicle may be able to reclaim the VAT subject to the usual rules surrounding VAT recovery. The glazed Crew Van is not pre-approved for VAT reclaimable status and it is advisable that customers consult their local HMRC Office or visit [www.hmrc.gov.uk](http://www.hmrc.gov.uk) for further details.

Effective 16 December 2014

# Combo options



|                                                                                                                                                                                                                                                                                                                                                                      | Combo          | Combo Sportive | Crew Van | Crew Van Sportive | Price (£) exc. VAT |
|----------------------------------------------------------------------------------------------------------------------------------------------------------------------------------------------------------------------------------------------------------------------------------------------------------------------------------------------------------------------|----------------|----------------|----------|-------------------|--------------------|
| <b>OPTION PACKS</b>                                                                                                                                                                                                                                                                                                                                                  |                |                |          |                   |                    |
| <b>Driver Pack</b> • CD/MP3 CD player/stereo radio/Bluetooth® connectivity for compatible mobile phones/aux-in socket/USB connectivity/RDS with Traffic Programme/steering wheel mounted audio controls • Leather-covered steering wheel • Leather-covered gear knob (manual models) • Pre-installation for TomTom navigation system (excludes sat nav) <sup>1</sup> | ○              | ○              | ○        | ○                 | <b>660.00</b>      |
| <b>Load Compartment Pack</b> • Overhead shelf • PVC load floor covering • 12-volt accessory socket in load area • Removable load area courtesy light                                                                                                                                                                                                                 | ○              |                |          |                   | <b>120.00</b>      |
| <b>Winter Pack</b> • Headlight washers • Front fog lights • Exterior temperature sensor • Electrically adjustable/heated door mirrors                                                                                                                                                                                                                                |                | ○              |          |                   | <b>255.00</b>      |
| <b>Smoker Pack</b> • Cigar lighter • Removable ashtray                                                                                                                                                                                                                                                                                                               | ○              | ○              | ○        | ○                 | <b>45.00</b>       |
| <b>SAFETY AND SECURITY</b>                                                                                                                                                                                                                                                                                                                                           |                |                |          |                   |                    |
| Front passenger's airbag with deactivation switch                                                                                                                                                                                                                                                                                                                    | ○              | ○              | ○        | ○                 | <b>225.00</b>      |
| Front passenger's airbag with driver and front passenger's side-impact airbags                                                                                                                                                                                                                                                                                       | ○              | ○              | ○        | ○                 | <b>375.00</b>      |
| Active-safety head restraints (front seats only)                                                                                                                                                                                                                                                                                                                     | ○              | ○              | ○        | ○                 | <b>35.00</b>       |
| Alarm pre-installation kit <sup>2</sup>                                                                                                                                                                                                                                                                                                                              | ○              | ○              | ○        | ○                 | <b>50.00</b>       |
| Third key                                                                                                                                                                                                                                                                                                                                                            | ○              | ○              | ○        | ○                 | <b>50.00</b>       |
| Third key with remote control                                                                                                                                                                                                                                                                                                                                        | ○              | ○              |          |                   | <b>75.00</b>       |
| <b>INTERIOR</b>                                                                                                                                                                                                                                                                                                                                                      |                |                |          |                   |                    |
| Air conditioning                                                                                                                                                                                                                                                                                                                                                     | ○              | ●              | ○        | ●                 | <b>590.00</b>      |
| Electronic climate control incorporating air conditioning (mandates Winter Pack at extra cost)                                                                                                                                                                                                                                                                       |                | ○              |          |                   | <b>830.00</b>      |
| Cruise control                                                                                                                                                                                                                                                                                                                                                       | ○              | ○              | ○        | ○                 | <b>175.00</b>      |
| Overhead shelf                                                                                                                                                                                                                                                                                                                                                       | ○              | ●              | ●        | ●                 | <b>30.00</b>       |
| Vinyl seat trim <sup>3</sup>                                                                                                                                                                                                                                                                                                                                         | ○              |                |          |                   | <b>50.00</b>       |
| <b>CD 50 multimedia</b> • CD/MP3 CD player/stereo radio/Bluetooth® connectivity/aux-in socket/USB connectivity/steering wheel mounted audio controls                                                                                                                                                                                                                 | ○              | ○              | ○        | ○                 | <b>485.00</b>      |
| Height-adjustable driver's seat with armrest and lumbar support                                                                                                                                                                                                                                                                                                      | ○ <sup>3</sup> | ●              | ○        | ●                 | <b>65.00</b>       |
| Front passenger's seat with under cushion storage compartment                                                                                                                                                                                                                                                                                                        | ○ <sup>3</sup> | ○              |          |                   | <b>25.00</b>       |

The unglazed Combo Crew Van Sportive is classified as a Commercial Vehicle (Category N) for VAT purposes and appears on HMRC's list of vans with rear seats. As such, businesses purchasing this vehicle may be able to reclaim the VAT subject to the usual rules surrounding VAT recovery. The glazed Crew Van is not pre-approved for VAT reclaimable status and it is advisable that customers consult their local HMRC Office or visit [www.hmrc.gov.uk](http://www.hmrc.gov.uk) for further details.

|                                                                                   | Combo            | Combo Sportive | Crew Van        | Crew Van Sportive | Price (£) exc. VAT    |
|-----------------------------------------------------------------------------------|------------------|----------------|-----------------|-------------------|-----------------------|
| <b>EXTERIOR</b>                                                                   |                  |                |                 |                   |                       |
| Front fog lights                                                                  | ○                | ○              | ○               | ○                 | <b>105.00</b>         |
| Electrically adjustable/heated door mirrors                                       | ○                | ○              | ○               | ○                 | <b>125.00</b>         |
| Electrically adjustable/heated door mirrors with exterior temperature sensor      | ○                | ○              | ○               | ○                 | <b>185.00</b>         |
| Rear parking distance sensors                                                     | ○                | ○              | ○               | ○                 | <b>195.00</b>         |
| Roof rails (H1 models only) <sup>4</sup>                                          | ○                | ○              |                 |                   | <b>125.00</b>         |
| Two-coat metallic paint                                                           | ○                | ●              | ○               | ●                 | <b>380.00</b>         |
| Special paint <sup>5</sup>                                                        | ○                |                | ○               |                   | <b>At extra cost</b>  |
| <b>LOAD AREA</b>                                                                  |                  |                |                 |                   |                       |
| Full-height steel bulkhead with window <sup>6</sup>                               | ○                | ○              |                 |                   | <b>50.00</b>          |
| Protective ladder frame behind driver in lieu of full-height steel bulkhead       | N/C <sup>7</sup> | N/C            |                 |                   | <b>No-cost option</b> |
| Protective ladder frame behind second-row seats                                   |                  |                | N/C             | N/C               | <b>No-cost option</b> |
| PVC load floor covering                                                           | ○                | ●              |                 |                   | <b>35.00</b>          |
| Nearside sliding side-access door (standard on L2 models)                         | ○                | ●              |                 |                   | <b>245.00</b>         |
| Offside sliding side-access door (standard on L2 models)                          |                  | ○              |                 |                   | <b>190.00</b>         |
| Nearside and offside sliding side-access doors (standard on L2 and all Crew Vans) | ○                |                | ●               | ●                 | <b>435.00</b>         |
| Fixed windows in nearside sliding side-access door and opposite panel/door        | ○                | ○              | ○ <sup>8</sup>  |                   | <b>290.00</b>         |
| Glazed asymmetric rear doors with heated windows and wash/wipe facility           | ○ <sup>9</sup>   | ○ <sup>9</sup> | ○ <sup>10</sup> |                   | <b>145.00</b>         |
| Glazed tailgate with heated window and wash/wipe facility (H1 models)             | ○ <sup>9</sup>   | ○ <sup>9</sup> | ● <sup>10</sup> |                   | <b>125.00</b>         |
| Rear roof flap (L1 H1 models only) <sup>7,11</sup>                                | ○                | ○              |                 |                   | <b>400.00</b>         |
| Internal ladder storage bars <sup>12</sup>                                        | ○                | ○              |                 |                   | <b>155.00</b>         |

○ = Optional at extra cost. ● = Standard equipment. N/C = No-cost option.

1 = Accessory sat nav available at extra cost. 2 = Accessory alarm available at extra cost. 3 = Vinyl seat trim is unavailable in conjunction with height-adjustable driver's seat or front passenger's seat with under cushion storage. 4 = Not available with rear roof flap. 5 = Special paint available at extra cost. Please consult your retailer for details. Restrictions apply and minimum quantity may be required. Fleet customers should contact their Vauxhall fleet sales manager. 6 = Only available when glazed rear doors or tailgate are specified. 7 = Only available with Load Compartment Pack. 8 = The unglazed Combo Crew Van is classified as a Commercial Vehicle (Category N) for VAT purposes and appears on HMRC's list of vans with rear seats. As such, businesses purchasing this vehicle may be able to reclaim the VAT subject to the usual rules surrounding VAT recovery. The glazed Crew Van is not pre-approved for VAT reclaimable status and it is advisable that customers consult their local HMRC Office or visit [www.hmrc.gov.uk](http://www.hmrc.gov.uk) for further details. 9 = Only available when full-height steel bulkhead with window is specified. 10 = Glazed Crew Van only. 11 = Not available with roof rails or glazed tailgate. 12 = Not available with Load Compartment Pack or rear roof flap.

Effective 16 December 2014

# Combo options



|                                                                                            | Combo           | Combo Sportive  | Crew Van | Crew Van Sportive | Price (£)<br>exc. VAT |
|--------------------------------------------------------------------------------------------|-----------------|-----------------|----------|-------------------|-----------------------|
| <b>MECHANICAL</b>                                                                          |                 |                 |          |                   |                       |
| Uprated alternator                                                                         | ○               | ○               | ○        | ○                 | <b>45.00</b>          |
| Uprated front suspension                                                                   | ○ <sup>13</sup> | ○ <sup>13</sup> |          |                   | <b>50.00</b>          |
| <b>WHEELS AND TYRES</b>                                                                    |                 |                 |          |                   |                       |
| 16-inch alloy wheels with 195/60 R 16 tyres                                                |                 | ○               |          | ○                 | <b>395.00</b>         |
| Winter tyres – Goodyear Ultragrip-7 195/65 R 15 (2000 models) or 195/60 R 16 (2300 models) | ○               |                 |          |                   | <b>225.00</b>         |
| Full-size spare wheel (in lieu of tyre inflation kit)                                      | N/C             | N/C             | N/C      | N/C               | <b>No-cost option</b> |

○ = Optional at extra cost. ● = Standard equipment. N/C = No-cost option.  
 13 = Optional on L1 2300 models only. Not available on 1.3CDTi models.



Effective 16 December 2014

# Combo fuel economy and emissions

| Combo and Sportive models             | Fuel economy mpg (litres/100km)# |                     |                 |                         |
|---------------------------------------|----------------------------------|---------------------|-----------------|-------------------------|
|                                       | Urban driving                    | Extra-urban driving | Combined figure | CO <sub>2</sub> (g/km)# |
| <b>COMBO</b>                          |                                  |                     |                 |                         |
| <b>L1 H1</b>                          |                                  |                     |                 |                         |
| <i>Petrol</i>                         |                                  |                     |                 |                         |
| 2000 1.4i 95PS Start/Stop             | 30.7 (9.2)                       | 49.6 (5.7)          | 40.3 (7.0)      | 163                     |
| <i>Diesel</i>                         |                                  |                     |                 |                         |
| 2000 1.3CDTi 90PS                     | 43.5 (6.5)                       | 67.3 (4.2)          | 56.5 (5.0)      | 133                     |
| 2000 1.3CDTi 90PS Start/Stop ecoFLEX  | 47.9 (5.9)                       | 67.3 (4.2)          | 58.9 (4.8)      | 126                     |
| 2000 1.6CDTi 90PS Start/Stop Tecshift | 51.4 (5.5)                       | 61.4 (4.6)          | 57.6 (4.9)      | 130                     |
| 2000 1.6CDTi 105PS Start/Stop         | 46.3 (6.1)                       | 61.4 (4.6)          | 54.3 (5.2)      | 136                     |
| 2000 2.0CDTi 135PS                    | 38.7 (7.3)                       | 54.3 (5.2)          | 47.1 (6.0)      | 158                     |
| 2300 1.3CDTi 90PS                     | 43.5 (6.5)                       | 67.3 (4.2)          | 56.5 (5.0)      | 133                     |
| 2300 1.3CDTi 90PS Start/Stop ecoFLEX  | 47.9 (5.9)                       | 67.3 (4.2)          | 58.9 (4.8)      | 126                     |
| 2300 1.6CDTi 90PS Start/Stop Tecshift | 50.4 (5.6)                       | 60.1 (4.7)          | 56.5 (5.0)      | 133                     |
| 2300 1.6CDTi 105PS Start/Stop         | 45.6 (6.2)                       | 61.4 (4.6)          | 54.3 (5.2)      | 137                     |
| 2300 2.0CDTi 135PS                    | 38.7 (7.3)                       | 54.3 (5.2)          | 47.1 (6.0)      | 158                     |
| <b>L1 H2</b>                          |                                  |                     |                 |                         |
| <i>Diesel</i>                         |                                  |                     |                 |                         |
| 2000 1.6CDTi 90PS Start/Stop Tecshift | 50.4 (5.6)                       | 54.3 (5.2)          | 53.3 (5.3)      | 140                     |
| 2000 1.6CDTi 105PS Start/Stop         | 44.8 (6.3)                       | 55.4 (5.1)          | 51.4 (5.5)      | 146                     |
| 2300 1.6CDTi 90PS Start/Stop Tecshift | 50.4 (5.6)                       | 54.3 (5.2)          | 53.3 (5.3)      | 140                     |
| 2300 1.6CDTi 105PS Start/Stop         | 44.8 (6.3)                       | 55.4 (5.1)          | 51.4 (5.5)      | 146                     |
| <b>L2 H1</b>                          |                                  |                     |                 |                         |
| <i>Petrol</i>                         |                                  |                     |                 |                         |
| 2300 1.4i 95PS Start/Stop             | 29.1 (9.7)                       | 47.9 (5.9)          | 38.7 (7.3)      | 168                     |
| <i>Diesel</i>                         |                                  |                     |                 |                         |
| 2300 1.3CDTi 90PS                     | 42.8 (6.6)                       | 65.7 (4.3)          | 55.4 (5.1)      | 136                     |
| 2300 1.3CDTi 90PS Start/Stop ecoFLEX  | 47.1 (6.0)                       | 65.7 (4.3)          | 57.6 (4.9)      | 129                     |
| 2300 1.6CDTi 90PS Start/Stop Tecshift | 50.4 (5.6)                       | 60.1 (4.7)          | 56.5 (5.0)      | 133                     |
| 2300 1.6CDTi 105PS Start/Stop         | 45.6 (6.2)                       | 61.4 (4.6)          | 54.3 (5.2)      | 137                     |
| <b>L2 H2</b>                          |                                  |                     |                 |                         |
| <i>Diesel</i>                         |                                  |                     |                 |                         |
| 2300 1.6CDTi 105PS Start/Stop         | 44.1 (6.4)                       | 53.3 (5.3)          | 49.5 (5.7)      | 150                     |

| COMBO CREW VAN                       | Fuel economy mpg (litres/100km)# |                     |                 |                         |
|--------------------------------------|----------------------------------|---------------------|-----------------|-------------------------|
|                                      | Urban driving                    | Extra-urban driving | Combined figure | CO <sub>2</sub> (g/km)# |
| <b>L1 H1</b>                         |                                  |                     |                 |                         |
| <i>Diesel</i>                        |                                  |                     |                 |                         |
| 2300 1.3CDTi 90PS                    | 42.8 (6.6)                       | 65.7 (4.3)          | 55.4 (5.1)      | 136                     |
| 2300 1.3CDTi 90PS Start/Stop ecoFLEX | 47.1 (6.0)                       | 65.7 (4.3)          | 57.6 (4.9)      | 129                     |
| 2300 1.6CDTi 105PS Start/Stop        | 43.3 (6.1)                       | 60.1 (4.7)          | 54.3 (5.2)      | 138                     |
| <b>L2 H1</b>                         |                                  |                     |                 |                         |
| <i>Diesel</i>                        |                                  |                     |                 |                         |
| 2300 1.3CDTi 90PS                    | 42.8 (6.6)                       | 65.7 (4.3)          | 55.4 (5.1)      | 136                     |
| 2300 1.3CDTi 90PS Start/Stop ecoFLEX | 47.1 (6.0)                       | 65.7 (4.3)          | 57.6 (4.9)      | 129                     |
| 2300 1.6CDTi 105PS Start/Stop        | 44.8 (6.3)                       | 58.9 (4.8)          | 52.3 (5.4)      | 141                     |

# = Official Government Test Environmental Data. Official EU-regulated test data is provided for comparison purposes and actual performance will depend on driving style, road conditions and other non-technical factors.

Effective 16 December 2014

# Combo accessories

|                                                                           | Total (exc. VAT) |
|---------------------------------------------------------------------------|------------------|
| <b>INFOTAINMENT</b>                                                       |                  |
| <b>iPod connection kit</b>                                                |                  |
| Connects2 i-Connect FM – FM modular                                       | £103.02          |
| <b>Bury Bluetooth® phone kits</b>                                         |                  |
| Classic – Fully integrated, phone charging function, illuminated controls | £92.08           |
| CC9060 – Fully integrated, detachable colour screen, voice recognition    | £117.68          |
| <b>Garmin Portable Sat Navs (includes case)</b>                           |                  |
| Nüvi 42 (UK/Ireland) – 4.3-inch screen                                    | £66.66           |
| Nüvi 55 (UK/Ireland) – 5-inch screen                                      | £74.99           |
| Nüvi 55 (Western Europe) – 5-inch screen                                  | £83.33           |
| <b>Digital radio</b>                                                      |                  |
| Fully integrated digital radio                                            | £158.10          |
| <b>SAFETY</b>                                                             |                  |
| Safety pack – first aid kit, warning triangle, hi-visibility vest         | £26.40           |
| First aid kit                                                             | £10.79           |
| Warning triangle                                                          | £12.58           |
| Hi-visibility vest                                                        | £6.30            |
| Fire extinguisher – 2kg                                                   | £27.85           |
| Temporary tyre inflation kit                                              | £104.49          |
| Tyre sealant                                                              | £39.64           |

|                                                | Total (exc. VAT) |
|------------------------------------------------|------------------|
| <b>PRACTICAL</b>                               |                  |
| Fuel can – 5 litre                             | £16.01           |
| Fuel can – 10 litre                            | £19.77           |
| Stretch tow rope – 2 tonne                     | £25.42           |
| <b>SECURITY</b>                                |                  |
| Security alarm system                          |                  |
| – without pre-installation                     | £333.85          |
| – with pre-installation                        | £301.92          |
| Steering wheel security bar                    | £63.76           |
| Locking wheel bolts – set of four              | £35.10           |
| Rear window grilles – rear doors, not tailgate | £118.57          |
| <b>PROTECTION – INTERIOR</b>                   |                  |
| Heavy duty carpet mat                          | £15.82           |
| Driver and front passenger seat covers         | £81.99           |
| Seat covers – second row                       | £84.21           |
| Thule electronics organiser                    | £10.51           |
| Thule litter bag                               | £15.09           |

|                                                                                             | Total (exc. VAT) |
|---------------------------------------------------------------------------------------------|------------------|
| <b>PROTECTION – LOAD AREA</b>                                                               |                  |
| Wooden floor protection                                                                     |                  |
| – L1                                                                                        | £155.00          |
| – L2                                                                                        | £182.00          |
| Hard cargo tray                                                                             | £60.00           |
| <b>PROTECTION – EXTERIOR</b>                                                                |                  |
| Mudflaps                                                                                    | from £64.00      |
| <b>ROOF CARRIER SYSTEM</b>                                                                  |                  |
| Pair of roof bars (70kg) <sup>1</sup>                                                       | £183.00          |
| Three roof bars (100kg)                                                                     | £241.00          |
| Complete roof rack with spoiler and loading system (L1)                                     | £474.00          |
| Complete roof rack with spoiler and loading system (L2)                                     | £527.00          |
| <small>1 = Can only be used in conjunction with optional factory-fitted roof rails.</small> |                  |
| <b>TOWING</b>                                                                               |                  |
| Fixed tow bar                                                                               |                  |
| – 13 pin electrics                                                                          | £495.00          |
| Flange tow bar                                                                              |                  |
| – 13 pin electrics                                                                          | £511.00          |
| Rhino aluminium roof rack                                                                   | from £413.00     |
| Rhino pipe tube                                                                             | £159.00          |
| Rhino safe clamp                                                                            | £50.00           |

|                                          | Total (exc. VAT) |
|------------------------------------------|------------------|
| <b>INTERIOR STYLING</b>                  |                  |
| Sport pedal covers                       | £120.00          |
| Leather gear knob                        |                  |
| – bordeaux/black or grey/black (1.3CDTi) | £109.00          |
| – bordeaux/black (1.6/2.0CDTi)           | £99.00           |
| – grey/black (1.6/2.0CDTi)               | £104.00          |
| <b>EXTERIOR STYLING</b>                  |                  |
| Chromed door mirrors                     | £88.00           |

**Please note:**

Prices shown are fully fitted and painted where applicable.  
All prices are exclusive of VAT.  
It is advisable to ensure your insurance policy is adequate to cover additional fitted accessories.  
Prices correct at time of publication.

# Combo pricing and additional information

## Vauxhall on-the-road recommended retail prices (RRP)

To eliminate uncertainty about hidden costs incurred when buying a new commercial vehicle, Vauxhall publishes on-the-road prices and these are shown in the pricing tables within this price guide. The prices shown are manufacturer's recommended retail prices (RRP) unless otherwise stated, exclusive of VAT (currently at a rate of 20% which may be payable). These prices include the recommended cost of number plates, delivery to a Vauxhall retailer of £583.33 (£700.00 including VAT), 12 months' Government Vehicle Excise Duty\* and the DVLA new vehicle first registration fee of £55.00\*.

Please note: The RRP does not include fuel supplied by the retailer, motor insurance or any other goods or services supplied by agreement between the retailer and customer.

\*Correct at time of publication.

## Price protection for all Vauxhalls

Order a new Vauxhall for build in the current model year (as confirmed by your retailer) for delivery no more than three months in advance and the price you are quoted is the price you pay. This is irrespective of any subsequent price rises between placing your order and delivery of your new commercial vehicle, but you must take delivery as soon as the commercial vehicle is available. General Motors UK Limited is not liable for price adjustments caused by Government changes in the rate of VAT (currently 20%), Vehicle Excise Duty, DVLA new vehicle first registration fee or by any other applicable legislation or regulations.

## Vauxhall Extended Warranty

For complete peace of mind Vauxhall offers an extended warranty that can be purchased on an annual basis following the expiry of the original new vehicle warranty. It covers most mechanical and electrical components. Terms and conditions apply, for further details please contact your local Vauxhall retailer.

## Customer Care Commitment

For added peace of mind, Vauxhall has an innovative Customer Care Commitment\*\* that offers the following:

- Three-year vehicle warranty consisting of a one-year/unlimited mileage manufacturer's warranty and a second and third year manufacturer's warranty with a 60,000 miles limitation
- Vauxhall Assistance for 12 months from first registration
- Six years' body panel anti-perforation warranty

\*\* Warranty is only on vehicles sourced from General Motors UK Limited. Terms and conditions apply – please see your Vauxhall retailer for details.

## Vauxhall Assistance

Vauxhall Assistance is provided automatically with every new Vauxhall Commercial Vehicle for 12 months from first registration and covers everything from accidents, mechanical breakdown to flat tyres. With Vauxhall Assistance help is literally just a free† phone call away, 24 hours a day, 365 days a year!

† Mobile phone users will be charged at their standard tariff.

## Protecting the environment

Our products are increasingly winning environmental awards, both through the use of more recycled materials and by becoming cleaner and more efficient. For information on Vauxhall's efforts to achieve an environmentally sustainable future, including information on Design for Recycling, take-back of End-of-Life Vehicles (ELVs), and the recycling of ELVs, see [www.vauxhall.co.uk/recycling](http://www.vauxhall.co.uk/recycling)

## Vauxhall Service Plan

Vauxhall retailers offer a great service for owners of all Vauxhall vehicles. Value for money, regular offers and free check-ups, combined with the peace of mind that comes from using Vauxhall-trained technicians and genuine parts, help keep your vehicle in peak condition at all times. Every Vauxhall retailer supports our customer promise:

### We are Vauxhall experts

- Fully Vauxhall-trained technicians
- We use Vauxhall approved diagnostic equipment and specialist tools
- Full access to Vauxhall repair databases and technical centres

### We are transparent

- Our invoicing will clearly set out the work at the price agreed with no hidden extras

### We are never beaten on price

- We will match any written like for like service/repair quote from a local†† competitor using genuine repair methods and parts

### We are convenient

- Flexible booking times to suit you
- 'One-stop shop' for every type of Vauxhall service
- While you wait facility on stocked tyres, batteries and exhausts
- Free courtesy vehicle or local collection with annual services and warranty work

## We are thorough

- 25 point safety check with any workshop visit
- No obligation advice on essential and non-essential work
- Free check for safety enhancements and upgrades to your vehicle and software
- Free 'Wash and Vac' with every annual service
- Free fitting of wipers and external bulbs with annual services




†† A radius of five miles/20 minutes from your Vauxhall Retailer.

## Premier Van Centres

To maximise mobility and minimise downtime, our dedicated network of over 100 Premier Van Centres is increasing its emphasis on faster turnaround and fewer vehicle days spent off-road. We're your commercial vehicle 'one-stop shop' with all the specialised equipment, tools and training to support your aftersales needs, using only genuine parts fitted by Vauxhall-trained technicians. What's more, we promise convenience, expertise and value:

- Drop in for a diagnosis, no appointment necessary
- While-you-wait repairs where the parts are on-site
- A 25-point vehicle safety check with every workshop visit
- Access to Class 7 MOT facilities
- Onward mobility and a dedicated Premier Van Helpline – call 0800 026 0034

## Tyre rating

| Tyre size   | Fuel efficiency group | Wet grip performance | External noise |                                                                                       |
|-------------|-----------------------|----------------------|----------------|---------------------------------------------------------------------------------------|
|             |                       |                      | Measured (dB)  | Group                                                                                 |
| 185/65 R 15 | C-E                   | A-C                  | 68-69          |  |
| 195/65 R 15 | C-E                   | C-E                  | 68-70          |  |
| 195/60 R 16 | C-E                   | B-C                  | 70-72          |  |

Tyre rating according to EU Regulation 1222/2009

# Combo customer offers – terms and conditions

All offers described are available at participating retailers only on Vauxhall Commercial Vehicles ordered or registered between 16 December 2014 and 6 April 2015. The prices shown are manufacturer's recommended retail prices (RRP) unless otherwise stated, exclusive of VAT. These prices include the recommended cost of number plates, delivery to a Vauxhall retailer of £583.33 (£700.00 including VAT)\*, 12 months' Government Vehicle Excise Duty and the DVLA new vehicle first registration fee of £55.00\*. Excludes fuel and insurance. Offers may not apply to all retailer stock and are subject to availability. Vehicles illustrated may be fitted with options and accessories available at extra cost. Restrictions may apply. Please see your local retailer for full details.

\*Correct at time of publication.

## FINANCE OFFER

Conditional sale. 4 Years Finance Offer requires minimum 20% deposit of VAT exclusive price plus full VAT on the whole transaction. **Eligibility:** Offer only applies to private individuals, Vauxhall Partners and small businesses 1-24 vehicles (purchase only excluding B2B supported units). All other sales categories are excluded. **Availability:** Offer is available at participating retailers only on new UK-supplied Vauxhall Commercial Vehicles. Customer is required to pay the minimum deposit plus the VAT on the total transaction price. **Finance Provider:** Finance provided by Vauxhall Finance. Offer is subject to status, availability and conditions. Applicants must be aged 18 or over.

## 4 YEARS FREE SERVICING

4 years scheduled servicing free for up to a total mileage of 80,000 miles. Offer includes routine service parts and labour, but excludes wear and tear items and other maintenance items not covered under the routine service schedule. Ask retailer for details. Offer may be used in conjunction with 4 Years Finance Offer, 4 Years Warranty and 4 Years Breakdown Assistance only. **Eligibility:** Offer only applies to private individuals, Vauxhall Partners and small businesses (1-24 vehicles purchase only excluding B2B supported units). All other sales categories are excluded. **Availability:** 4 Years Free Servicing is available at participating retailers only on all new UK supplied Vauxhall Commercial Vehicles.

## 4 YEARS WARRANTY

4 Years Warranty up to 80,000 miles. The warranty will expire when the vehicle has reached either 4 years or when the mileage limit has been exceeded, whichever occurs first. This offer includes Vauxhall's standard Customer Care Commitment of a one-year unlimited mileage manufacturer's warranty and a second and third year manufacturer's warranty with a 60,000 miles limitation. The warranty excludes wear and tear and serviceable items, and the vehicle has to be serviced in accordance with the manufacturer's servicing schedule. Terms and Conditions apply ask retailer for details. Offer may be used in conjunction with 4 Years Finance Offer, 4 Years Free Servicing and 4 Years Breakdown Assistance only. **Eligibility:** Offer only applies to private individuals, Vauxhall Partners, and small businesses (1-24 vehicles purchase only excluding B2B supported units). All other sales categories are excluded. **Availability:** 4 Years Warranty is available at participating retailers only on all new UK supplied Vauxhall Commercial Vehicles.

## 4 YEARS BREAKDOWN ASSISTANCE

4 Years Breakdown Assistance provided by the AA including Roadside Assistance, Home Start, Relay, Relay Plus and European Assistance. This offer includes Vauxhall's standard Customer Care Commitment of Vauxhall Assistance for 12 months from first registration. Terms and Conditions apply ask retailer for details. Offer may be used in conjunction with 4 Years Finance Offer, 4 Years Free Servicing and 4 Years Warranty only. **Eligibility:** Offer only applies to private individuals, Vauxhall Partners, and small businesses (1 - 24 vehicles purchase only excluding B2B supported units). All other sales categories are excluded. **Availability:** 4 Years Breakdown Assistance is available at participating retailers only on all new UK supplied Vauxhall Commercial Vehicles.

Proud Sponsor of Home Nations Football



Every effort has been made to ensure that the contents of this document were accurate and up-to-date at the time of publication – 16 December 2014 (Amended 11 February 2015). The invoice price, including delivery to retailer, factory-fitted options, accessories fitted by the retailer and number plates, is subject to VAT. The right is reserved to alter specifications and prices, and withdraw products from sale, without notice. Please note that Vauxhall retailers are not the agents of General Motors UK Limited t/a Vauxhall and are not authorised to bind General Motors UK Limited by any specific or implied undertaking or representation. It is advisable to ensure that your motor insurance policy provides adequate cover for additional fitted options and accessories. All rights reserved. No part of this publication may be reproduced in any form or by any means, without the prior written permission of General Motors UK Limited.

Base information prepared by Graymatter. General Motors UK Limited, Luton LU1 3YT [www.vauxhall.co.uk](http://www.vauxhall.co.uk)

©2014 General Motors UK Limited

**COMMERCIAL VEHICLES**

*The Wheels of Business*



**VAUXHALL**