

Price and Specification Guide
20 December 2022 | Model Year 2023A



New Movano

Including Movano Electric Range

Contents

To find the information you want use the links below to navigate around the guide:

Choose Your Body Variant	Options	Dimensions and Capacities
Models	Exterior Colours	Free2Move Connect Fleet
Prices and Weights	Wheels and Tyres	Glossary of Terms
Fuel Economy and Emissions	Movano Electric Specifications	Further Information

Choose Your Body Variant

Panel Van – L1 models



L1 H1 F3000/F3300

Panel Van – L2 models



L2 H1 F3500



L2 H2 F3500

Panel Van – L3 models



L3 H2 F3500/F3500 Heavy



L3 H3 F3500

Glazed Panel Van



L3 H2 F3500

Panel Van – L4 models



L4 H2 F3500 Heavy/F4000 Heavy



L4 H3 F3500 Heavy

Glazed Panel Van



L4 H1 F4000

Chassis Cab



L2 H1 F3500



L3 H1 F3500

Crew Cab



L3 H1 F3500

Platform Cab



L3/L4 F3500/F4000

Please note, vehicles illustrated in this guide may not necessarily reflect the correct UK standard specification.

New Movano Prime



Prime **OTR from £27,975.00***

Infotainment:

- Satellite Navigation system
 - 5-inch colour touchscreen
 - AM/FM/DAB digital radio
 - Bluetooth®
 - USB connection
 - Roof mounted aerial
- Vauxhall Connect

Interior convenience/styling:

- Air conditioning
- Six-way driver's seat with lumbar adjustment
- Driver's seat armrest
- Dual passenger's bench seat
- Glovebox including air-conditioning cooling functionality
- Electronic cruise control
- Speed limiter
- Steering wheel mounted controls
- Steering column adjustable for reach
- Two cupholders/phone storage
- 12-volt accessory sockets in cabin/load area

Exterior convenience/styling:

- Electrically adjustable/heated door mirrors with twin lenses
- Manually foldable door mirrors
- Electrically operated front windows
- Nearside sliding side-access door
- Twin unglazed rear doors
- 15-inch steel wheels with centre caps (3500 models)
- 16-inch steel wheels with centre caps (3500 Heavy/4000 models)
- Tyre inflation kit
- Rear parking distance sensors

Safety/security:

- Remote control security alarm system
- Driver's airbag
- Electronic stability programme
- Hill start assist
- Full-height steel bulkhead
- Daytime running lights
- Remote control central deadlocking
- Seatbelt unfastened warning

**Chassis/
Crew Cab** **OTR from
£29,515.00***

Chassis Crew Cabs additionally feature:

- Four passenger rear bench seat with underseat storage

Please note: Movano Electric models do not include Vauxhall Connect.
*OTR price excluding VAT.

New Movano Electric Prices/Weights – N1 models*

(Provisional data)

	LCDV Code	Minimum Mass (kg)*	Maximum indicative payload (kg)*	Gross Vehicle Weights (GVW) (kg)	Plated weights (kg)		Price (£) exc. VAT	On-the-road RRP before PiVG (£) exc. VAT	On-the-road RRP after PiVG (£) exc. VAT
					Front axle	Rear axle			
L3 H2 Prime Panel Van									
3500 90kW (120PS) auto Heavy – 75kWh battery	2GU95LHS86T009E5	2760	710	3500	2100	2400	62,735.00	63,485.00	58,485.00
L4 H2 Prime Panel Van									
3500 90kW (120PS) auto Heavy – 75kWh battery	2GU97LHS86T009E5	2855	665	3500	2100	2400	63,635.00	64,385.00	59,385.00

Please note: On-the-road recommended retail prices (RRP) include number plates and delivery to Retailer of £695.83 exc. VAT (£835.00 inc. VAT) and new vehicle first registration fee of £55.00 (correct at time of publication). Excludes fuel and insurance. Price has been calculated using manufacturer estimates and includes an OZEV grant of up to £5,000.00 which has been deducted from the price of the vehicle (OZEV Grant not available in the Isle of Man). New Movano Electric is expected to be a qualifying model for this grant subject to acceptance by OZEV. Please check with your Retailer for latest status. The grant is a government incentive and is subject to withdrawal prior to delivery of your vehicle. Retailers may be required to carry out more than one credit check during the course of the order process. You may be required to place a deposit when placing your order with your supplying Retailer. In the event of a price change, deposit refunds will be governed by your supplying Retailer’s policy and as such must be discussed with the supplying Retailer.

*For definitions please refer to Glossary of Terms. Gross plated weights (including axle weights) quoted on the vehicle plate are to UK plated weight specification and must never be exceeded.

Movano Electric is not covered by our Price Protection Guarantee. See ‘Further Information’ page for details.

New Movano Panel Van Prices/Weights – N1 models*

(Provisional data)

	LCDV Code	Minimum Mass (kg)*	Maximum indicative payload (kg)*	Gross Vehicle Weights (GVW) (kg)	Plated weights (kg)		Towing weights (kg) Braked	Plated Gross Combination Weights (GCW) (kg)	Price (£) exc. VAT	On-the-road RRP (£) exc. VAT
					Front axle	Rear axle				
L1 H1 Prime Panel Van Euro 6D (6.4)										
3000 2.2 (120PS) Turbo D S/S	2GU91DHOYKTOA0E5	1950	1050	3000	tba	tba	2500	5500	26,895.00	27,975.00
3300 2.2 (120PS) Turbo D S/S	2GU91EHOYKTOA0E5	1950	1350	3300	tba	tba	2500	5800	27,750.00	28,830.00
L2 H1 Prime Panel Van Euro 6D (6.4)										
3500 2.2 (140PS) Turbo D S/S	2GU93FHOXKTOA0E5	2005	1495	3500	1870	2000	2500	6000	30,315.00	31,395.00
L2 H2 Prime Panel Van Euro 6D (6.4)										
3500 2.2 (140PS) Turbo D S/S	2GU93KHOXKTOA0E5	2030	1470	3500	1870	2000	2500	6000	31,170.00	32,250.00
L3 H2 Prime Glazed Panel Van Euro 6D (6.4)										
3500 2.2 (140PS) Turbo D S/S	2GU95WHOXKTOA0E5	2190 (tba)	1310 (tba)	3500	1870	2000	2500	6000	32,455.00	33,535.00
L3 H2 Prime Panel Van Euro 6D (6.4)										
3500 2.2 (140PS) Turbo D S/S	2GU95KHOXKTOA0E5	2080	1420	3500	1870	2000	2500	6000	32,025.00	33,105.00
3500 2.2 (140PS) Turbo D S/S Heavy	2GU95LHOXKTOA0E5	2120	1380	3500	2100	2400	3000	6500	32,455.00	33,535.00
3500 2.2 (165PS) Turbo D S/S	2GU95KHOWKTOA0E5	2085	1415	3500	1870	2000	2500	6000	32,880.00	33,960.00
L3 H3 Prime Panel Van Euro 6D (6.4)										
3500 2.2 (140PS) Turbo D S/S	2GU95NHOXKTOA0E5	2105	1395	3500	1870	2000	2500	6000	32,880.00	33,960.00
L4 H2 Prime Panel Van Euro 6D (6.4)										
3500 2.2 (140PS) Turbo D S/S Heavy	2GU97LHOXKTOA0E5	2125	1375	3500	2100	2400	3000	6500	33,310.00	34,390.00
L4 H3 Prime Panel Van Euro 6D (6.4)										
3500 2.2 (140PS) Turbo D S/S Heavy	2GU97OHOXKTOA0E5	2195	1305	3500	2100	2400	3000	6500	34,165.00	35,245.00

S/S = Start/Stop.
Please note: On-the-road recommended retail prices (RRP) include number plates and delivery to retailer of £695.83 exc. VAT (£835.00 inc. VAT), 12 months’ Vehicle Excise Duty and new vehicle first registration fee of £55.00. Excludes fuel and insurance.
*For definitions please refer to Glossary of Terms. Gross plated weights (including axle weights) quoted on the vehicle plate are to UK plated weight specification and must never be exceeded. Unbraked towing weight 750kg – all models.

New Movano Chassis/Crew/Platform Cab Prices/Weights

– N1 models* (Provisional data)

	LCDV Code	Minimum Mass (kg)*	Maximum indicative payload (kg)*	Gross Vehicle Weights (GVW) (kg)	Plated weights (kg)		Towing weights (kg) Braked	Plated Gross Combination Weights (GCW) (kg)	Price (£) exc. VAT	On-the-road RRP (£) exc. VAT
					Front axle	Rear axle				
L2 H1 Prime Chassis Cab Euro 6D (6.4)										
3500 2.2 (140PS) Turbo D S/S	2GU94FHOXKTOA0E5	1710	1790	3500	1850	2000	2500	6000	28,435.00	29,515.00
3500 2.2 (140PS) Turbo D S/S Heavy	2GU94GHOXKTOA0E5	1750	1750	3500	2100	2400	3000	6500	28,860.00	29,940.00
L3 H1 Prime Chassis Cab Euro 6D (6.4)										
3500 2.2 (140PS) Turbo D S/S	2GU96FHOXKTOA0E5	1730	1770	3500	1850	2000	2500	6000	28,945.00	30,025.00
3500 2.2 (165PS) Turbo D S/S Heavy	2GU96GHOWKTOA0E5	1770	1730	3500	2100	2400	3000	6500	29,375.00	30,455.00
L3 H1 Prime Chassis Crew Cab Euro 6D (6.4)										
3500 2.2 (140PS) Turbo D S/S	2GU96XHOXKTOA0E5	1945	1555	3500	1850	2000	2500	6000	30,230.00	31,310.00
3500 2.2 (140PS) Turbo D S/S Heavy	2GU96YHOXKTOA0E5	1985	1515	3500	2100	2400	3000	6500	30,655.00	31,735.00
L3 H1 Prime Platform Cab Euro 6D (6.4)										
3500 2.2 (140PS) Turbo D S/S	2GU96QHOXKTOA0E5	1785	1715	3500	1850	2000	2500	6000	28,945.00	30,025.00
L4 H1 Prime Platform Cab Euro 6D (6.4)										
3500 2.2 (140PS) Turbo D S/S	2GU98QHOXKTOA0E5	1835	1665	3500	1850	2000	2500	6000	29,205.00	30,285.00

S/S = Start/Stop.

Please note: On-the-road recommended retail prices (RRP) include number plates and delivery to retailer of £695.83 exc. VAT (£835.00 inc. VAT), 12 months’ Vehicle Excise Duty and new vehicle first registration fee of £55.00. Excludes fuel and insurance.

*For definitions please refer to Glossary of Terms. Gross plated weights (including axle weights) quoted on the vehicle plate are to UK plated weight specification and must never be exceeded. Unbraked towing weight 750kg – all models.

New Movano Panel Van Prices/Weights – N2 models*

(Provisional data)

	LCDV Code	Minimum Mass (kg)*	Maximum indicative payload (kg)*	Gross Vehicle Weights (GVW) (kg)	Plated weights (kg)		Towing weights (kg) Braked	Plated Gross Combination Weights (GCW) (kg)	Price (£) exc. VAT	On-the-road RRP (£) exc. VAT
					Front axle	Rear axle				
L4 H2 Prime Glazed Panel Van Euro 6D (6.4)										
4000 2.2 (165PS) Turbo D S/S Heavy	2GU97YHOWKTOA0E5	2275 (tba)	1725 (tba)	4000	2100	2400	2500	6500	35,445.00	36,525.00
L4 H2 Prime Panel Van Euro 6D (6.4)										
4000 2.2 (165PS) Turbo D S/S Heavy	2GU97MHOWKTOA0E5	2210	1790	4000	2100	2400	2500	6500	35,020.00	36,100.00

New Movano Platform Cab Prices/Weights – N2 models*

(Provisional data)

	LCDV Code	Minimum Mass (kg)*	Maximum indicative payload (kg)*	Gross Vehicle Weights (GVW) (kg)	Plated weights (kg)		Towing weights (kg) Braked	Plated Gross Combination Weights (GCW) (kg)	Price (£) exc. VAT	On-the-road RRP (£) exc. VAT
					Front axle	Rear axle				
L3 H1 Prime Platform Cab Euro 6D (6.4)										
4000 2.2 (165PS) Turbo D S/S Heavy	2GU96SHOWKTOA0E5	1825	2175	4000	2100	2400	2500	6500	31,085.00	32,165.00

S/S = Start/Stop.
Please note: On-the-road recommended retail prices (RRP) include number plates and delivery to retailer of £695.83 exc. VAT (£835.00 inc. VAT), 12 months’ Vehicle Excise Duty and new vehicle first registration fee of £55.00. Excludes fuel and insurance.
*For definitions please refer to Glossary of Terms. Gross plated weights (including axle weights) quoted on the vehicle plate are to UK plated weight specification and must never be exceeded. Unbraked towing weight 750kg – all models.

Fuel Economy and Emissions – N1 models

	WLTP Fuel economy mpg (litres/100km) [#]		CO ₂ (g/km) [#]	
	Combined Low	Combined High	High	Low
L1 H1 Prime Panel Van Euro 6D (6.4)				
3000 2.2 (120PS) Turbo D S/S	25.9 (10.9)	36.2 (7.8)	285	205
3300 2.2 (120PS) Turbo D S/S	25.9 (10.9)	36.2 (7.8)	285	205
L2 H1 Prime Panel Van Euro 6D (6.4)				
3500 2.2 (140PS) Turbo D S/S	25.4 (11.1)	39.2 (7.2)	292	188
L2 H2 Prime Panel Van Euro 6D (6.4)				
3500 2.2 (140PS) Turbo D S/S	25.4 (11.1)	39.2 (7.2)	292	188
L3 H2 Prime Glazed Panel Van Euro 6D (6.4)				
3500 2.2 (140PS) Turbo D S/S	25.4 (11.1)	39.2 (7.2)	292	188
L3 H2 Prime Panel Van Euro 6D (6.4)				
3500 2.2 (140PS) Turbo D S/S	25.4 (11.1)	39.2 (7.2)	292	188
3500 2.2 (140PS) Turbo D S/S Heavy	25.4 (11.1)	39.2 (7.2)	292	188
3500 2.2 (165PS) Turbo D S/S	25.4 (11.1)	40.4 (7.0)	295	188
L3 H3 Prime Panel Van Euro 6D (6.4)				
3500 2.2 (140PS) Turbo D S/S	25.4 (11.1)	39.2 (7.2)	292	188
L4 H2 Prime Panel Van Euro 6D (6.4)				
3500 2.2 (140PS) Turbo D S/S Heavy	25.4 (11.1)	39.2 (7.2)	292	188
L4 H3 Prime Panel Van Euro 6D (6.4)				
3500 2.2 (140PS) Turbo D S/S Heavy	25.4 (11.1)	39.2 (7.2)	292	188

S/S = Start/Stop.

[#]Figures shown are for comparison purposes and should only be compared to the fuel consumption and CO₂ values of other vehicles tested to the same technical standard. The fuel consumption achieved, and CO₂ produced, in real world conditions will depend upon a number of factors including, but not limited to: the accessories fitted (pre and post registration); variations in weather; driving styles and vehicle load. The WLTP (Worldwide Harmonised Light Vehicles Test Procedure) is used to measure fuel consumption and CO₂ figures. The CO₂ figures display a range to reflect the highest value for the highest emitting version with all available options added, through to a minimum value to represent the lowest emitting version in standard specification. Please note, N2 emissions are not tested according to WLTP.

Fuel Economy and Emissions – N1 models

	WLTP Fuel economy mpg (litres/100km) [#]		CO ₂ (g/km) [#]	
	Combined Low	Combined High	High	Low
L2 H1 Prime Chassis Cab Euro 6D (6.4)				
3500 2.2 (140PS) Turbo D S/S	20.0 (14.1)	31.4 (9.0)	368	235
3500 2.2 (140PS) Turbo D S/S Heavy	20.0 (14.1)	31.4 (9.0)	368	235
L3 H1 Prime Chassis Cab Euro 6D (6.4)				
3500 2.2 (140PS) Turbo D S/S	20.0 (14.1)	31.4 (9.0)	368	235
3500 2.2 (165PS) Turbo D S/S Heavy	20.6 (13.7)	31.4 (9.0)	360	235
L3 H1 Prime Chassis Crew Cab Euro 6D (6.4)				
3500 2.2 (140PS) Turbo D S/S	20.0 (14.1)	31.4 (9.0)	368	235
3500 2.2 (140PS) Turbo D S/S Heavy	20.0 (14.1)	31.4 (9.0)	368	235
L3 H1 Prime Platform Cab Euro 6D (6.4)				
3500 2.2 (140PS) Turbo D S/S	20.0 (14.1)	31.4 (9.0)	368	235
L4 H1 Prime Platform Cab Euro 6D (6.4)				
3500 2.2 (140PS) Turbo D S/S	20.0 (14.1)	31.4 (9.0)	368	235

S/S = Start/Stop.

[#]Figures shown are for comparison purposes and should only be compared to the fuel consumption and CO₂ values of other vehicles tested to the same technical standard. The fuel consumption achieved, and CO₂ produced, in real world conditions will depend upon a number of factors including, but not limited to: the accessories fitted (pre and post registration); variations in weather; driving styles and vehicle load. The WLTP (Worldwide Harmonised Light Vehicles Test Procedure) is used to measure fuel consumption and CO₂ figures. The CO₂ figures display a range to reflect the highest value for the highest emitting version with all available options added, through to a minimum value to represent the lowest emitting version in standard specification. Please note, N2 emissions are not tested according to WLTP.

Options

– Complete availability of options including dependence should be checked in latest ordering guide

Model Specific Options

Model Specific Options		Electric model	
	Option code*	Prime	Prime
Option Packs			
Comfort Pack – Glovebox and fold-out clipboard/Overhead storage/Chrome instrument cluster (excludes Chassis Crew Cab)	J6BY**/J6BZ†	£400	£400
City Pack (not available on Chassis Crew Van) – Side blind spot alert (including trailer blind spot alert)/Rear cross traffic alert/Rear parking distance sensors/Rear-view camera	J4XC	£650	£650
Sight and Light Pack (not available on Chassis/Crew/Platform cabs) – Front fog lights/Automatic lighting control/Rain-sensitive windscreen wipers/LED daytime running lights	J6CE/J6CF	£500	£500
Detection Pack – Blind spot detection/Rear cross traffic alert	AO01	£500	£500
Drive Assist – Automatic emergency city braking/Lane keep assist/High beam assist/Traffic sign recognition	E702	£750	£750
Design Pack 1 – Front fog lights/15-inch and 16-inch full-diameter wheel covers/Daytime running lights	J2QT/J2RA	£450/£1,050	£450
Design Pack 2 (not available on 3500 Heavy and 4000 models) – Front fog lights/16-inch bi-colour alloy wheels/Daytime running lights	J6CG/J6CH	£1,050/£1,200	£1,050/£1,200
Worksite Pack (not available on Chassis Crew Vans) – Mudflaps front and rear/ESP (including hill start assist)/Intelligrip (including hill descent control)/225/70 R 15 all season tyres††/Double leaf rear reinforced suspension/Lower engine shield/Engine undertray protection/Full-size steel spare wheel/Ratchet wrench	J6CN	£950	£950
Premium Loading Pack – Premium wooden floor/12v socket in load area/270° opening rear doors/Load area LED lighting	GJ6CK	£2,000	£2,000

*Optional at extra cost excluding VAT. **Panel and Glazed Vans only. †Overhead storage removed. ††Adds MI32. Not available on 3500 Heavy L3 H2/L4 H2 and 4000 models. ‡Panel and Glazed Vans only. Excludes Chassis, Crew and Platform Cab.

Options

– Complete availability of options including dependence should be checked in latest ordering guide

Model Specific Options

		Electric model	
	Option code*	Prime	Prime
Safety and Security			
Intelligrip (including hill descent control) with all season tyres**	UF04	£250	£250
Pre-wiring for an eventual accessory rear view camera (Chassis, Crew and Platform Cab only)	UB15	£50	£50
Driver and passenger airbag – Double passenger airbag (120l) with bench seat/Single passenger airbag (60l) with single seat option	NN01/SH02	£300	£300
Driver, passenger side and curtain airbags	NF04	£600	£600
Additional foldable key	JA17	£30	£30
Additional remote control locking key	CY10		£50
Tyre pressure monitoring system	UE01	£200	£200
Facia, instruments and controls			
Electronic smart tachograph	HC09	£700	£700
Interior			
Automatic air conditioning	RE07	£350	£350
Single passenger seat – Darko black cloth trim with grey/red dots	WM08	No-cost	No-cost
Facia-mounted USB charging socket and 12v socket in load area – Not available on Chassis Crew Cabs	ES13	£30	£30
Mechanical			
CANbus interface box – Includes 220A generator	JI01	£200	£200
Double leaf reinforced rear suspension – Not available on Movano Electric	ES16		£300

*Optional at extra cost excluding VAT. **Adds MI32. Not available on 3500 Heavy L3 H2/L4 H2 and 4000 models.

Options

– Complete availability of options including dependence should be checked in latest ordering guide

Model Specific Options

Model Specific Options		Electric model	
	Option code*	Prime	Prime
Exterior			
Mudflaps – Front and rear	PE03	£100	£100
Mirror extension (2.20m) – Not available on Panel or Glazed Vans	RX01	£100	£100
Load area			
Sliding window for standard full-height steel bulkhead	PX09	£150	£150
Offside sliding side-access door (right-hand side)	PC04	£400	£400
Glazing to nearside side-access sliding door (left-hand side)	PC10	£250	£250
Glazing to offside and nearside sliding door (left- and right-hand side)	PC13	£500	£500
Glazed rear doors with heated rear windows and internal rear-view mirror	VC02	£300	£300
Unglazed rear doors (270° opening)	LL02	£320	£320
Sliding side windows – Second-row (Glazed Panel Van only)	VG02		£400
Premium wooden floor – Not available on Movano Electric	GB33		£300
Premium wooden floor and wooden side panels – Not available on Glazed Vans and Movano Electric	GB34		£500
Towing			
Rear harness extension	KY06		£50
Fixed towing hook (monoblock)	AQ03		£500

*Optional at extra cost excluding VAT.

Exterior Colours

Kaolin White (POPR)*
Solid paint



Thunder Grey (P02B)*
Solid paint



Expedition Grey (P04K)*
Solid paint



Metallic Black (MOE9)**
Two-coat metallic paint **£650**



Quartz Silver (MOF4)**
Two-coat metallic paint **£650**



Iron Grey (MOZW)**
Two-coat metallic paint **£650**



The colours reproduced may vary slightly from the actual paint colour. As a result they should be used as a guide only. Your Vauxhall Retailer has a comprehensive display of our paint samples.
*Standard exterior paint. **Optional at extra cost excluding VAT.

Special Colours

Sulphur Yellow (EOAL)*
Special colour £650



Genet Yellow (EOAH)*
Special colour £650



Available on Combo and Vivaro also as a special colour.

Rapeseed Yellow (EOAZ)*
Special colour £650



Golden Yellow (EOBS)*
Special colour £650



Available on Vivaro also as a special colour.

Zinc Yellow (EOBT)*
Special colour £650



Post Yellow (EODC)*
Special colour £650




Available on Combo and Vivaro also as a special colour.

Carioca Yellow (EOB1)*
Special colour £650



Pine Green (EOSL)*
Special colour £650



Available on Combo also as a special colour.

Additional lead-time for special paint will be confirmed at order placement (event 25). Consult Retailer for details.
The colours reproduced may vary slightly from the actual paint colour. As a result they should be used as a guide only.
*Optional at extra cost excluding VAT.

Special Colours

Pure Orange (EOHL)*
Special colour £650



Deep Orange (EOHS)*
Special colour £650



Yellow Orange (EOHQ)*
Special colour £650



Batik Orange (EOW8)*
Special colour £650



Flame Red (EOJH)*
Special colour £650




Traffic Red (EOJM)*
Special colour £650



Fire Red (EOKC)*
Special colour £650



Pullman Brown (EOEV)*
Special colour £650



Available on Combo and Vivaro also as a special colour.

Available on Combo also as a special colour.

Additional lead-time for special paint will be confirmed at order placement (event 25). Consult Retailer for details.
The colours reproduced may vary slightly from the actual paint colour. As a result they should be used as a guide only.
*Optional at extra cost excluding VAT.

Special Colours

Ultra Marine Blue (EOGC)*
Special colour £650

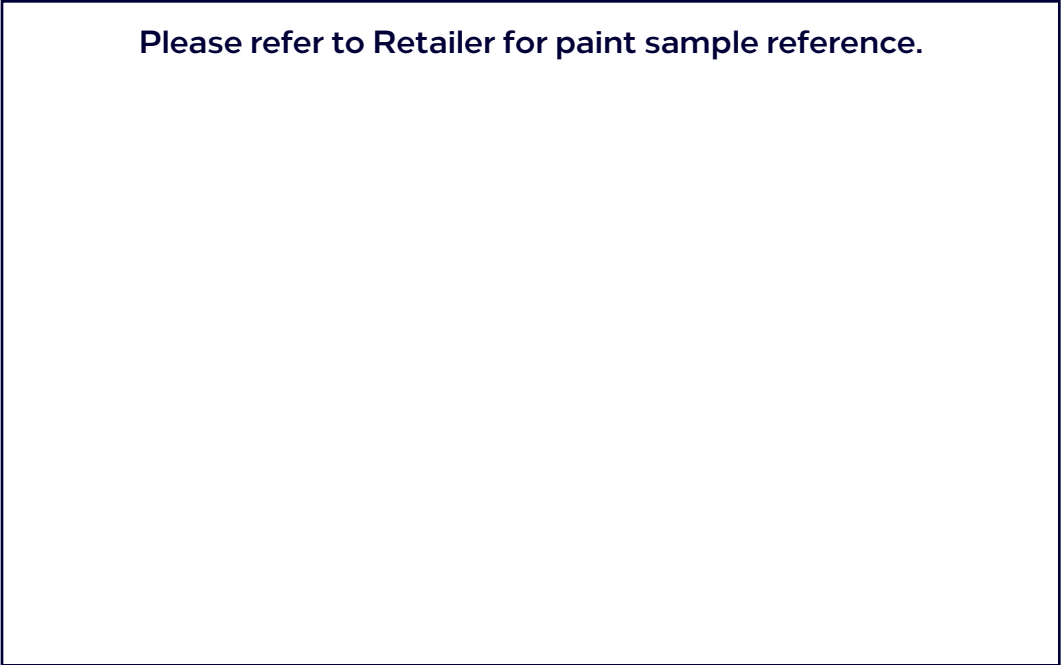


Power Blue (EOMG)*
Special colour £650



Available on Combo and Vivaro also as a special colour.

Noble Blue (E03E)*
Special colour £650







Stone Grey (EOYH)*
Special colour £650



Additional lead-time for special paint will be confirmed at order placement (event 25). Consult Retailer for details.
The colours reproduced may vary slightly from the actual paint colour. As a result they should be used as a guide only.
*Optional at extra cost excluding VAT.

Wheels and Tyres

		Electric model		
		Option code*	Prime	Prime
	15-inch steel wheels with centre caps (3000/3300/3500 models) <ul style="list-style-type: none">• 215/70 R 15 tyres• Tyre inflation kit in lieu of spare wheel			<ul style="list-style-type: none">•
	16-inch steel wheels with centre caps <ul style="list-style-type: none">• 215/75 R 16 tyres (3500 models)• 225/75 R 16 tyres (4000 Heavy models)• Tyre inflation kit in lieu of spare wheel		<ul style="list-style-type: none">•	<ul style="list-style-type: none">•
	15/16-inch full-diameter wheel covers <ul style="list-style-type: none">• Tyre inflation kit in lieu of spare wheel	J2QT/J2RA	Part of Design Pack 1 – See Options section	
	16-inch bi-colour alloy wheels (3000/3300/3500 models) <ul style="list-style-type: none">• 215/75 R 16 tyres• Tyre inflation kit in lieu of spare wheel	J6CG/J6CH	Part of Design Pack 2 – See Options section	
15-inch 225/70 R 15 all season ‘mud and snow’ tyres (3500 models)		MI32/DZ00/N903	£300	£300
16-inch 225/75 R 16 all season ‘mud and snow’ tyres (3500 Heavy/4000 models)		MI32/DZ00/N903	£300	£300
Full-size steel spare wheel		RS03	£200	£200

*Optional at extra cost excluding VAT.

New Movano Electric Specifications*

Single-speed electronic drive selector

As the motor is an all-electric single-speed drive unit, there is no need for multiple gears. Instead, the driver selects from the facia-mounted buttons the following:

- **D:** Drive • **N:** Neutral • **R:** Reverse

Digital display shown in rear-view mirror:

- Charge level of the drive battery in percentage
- The current (A), voltage (V) level on the drive battery
- ‘Go green’ on display screen at the start-up

Drivetrain	
CO ₂ emissions	0g/km
Maximum power	90kW (120PS)
Maximum torque	350Nm (258lb. ft.)
Maximum speed	75mph
Transmission	Automatic electric drive with fixed gear ratio
Service interval	12,500 miles/1 year (whichever comes sooner)

Movano Electric has been developed in partnership with specialist technology provider BEDEO. This has derived a different solution to Combo Electric and Vivaro Electric with following differences:

- Air Conditioning controls remain in the central console but heating controls have a separate digital switch
- Dials for RPM, fuel and engine temperature remain but needles removed as these are not necessary for Movano Electric
- Engine management warning lights related to the EV motor will appear in rear view mirror
- Pre-conditioning and connected services are not available



The Movano Electric is a battery electric vehicle requiring mains electricity for charging. Range data given has been determined according to WLTP test procedure methodology. The figures shown are intended for comparability purposes only and should only be compared to other vehicles tested to the same technical standard. The range you achieve under real world driving conditions will depend upon a number of factors, including but not limited to: the accessories fitted (pre and post registration); charging frequency; personal driving style; vehicle load and route characteristics; variations in weather; heating/air conditioning and battery condition. For more information, contact your local Vauxhall Retailer.

*Provisional data.

New Movano Electric Specifications*

Charging

The new Movano Electric is fitted as standard with a dual on-board charger (OBC, single-phase 7kW and three-phase 22kW), which can meet all customer uses and charging solutions. Movano Electric is also equipped with a type 2 charging cable.

Charging		
Supply	Socket	Charge Time (0–100%)
AC current – Domestic 3 pin socket (2.3kW)	Type 2	30h 30m
AC current – Home wallbox or public charger (7kW)	Type 2	12h
AC current – Public charger (22kW)	Type 2	3h 30m
DC current – Rapid charger (50kW)	CCS	1h (0–80%)

Battery	
Battery capacity	75kWh
AC on-board charger speed (standard)	7.4kW
WLTP Range (Combined)	up to 154 miles
WLTP Range (City)	up to 178 miles
Energy consumption (Combined low/high)	tba
Battery warranty	8 years/100,000 miles/70% capacity



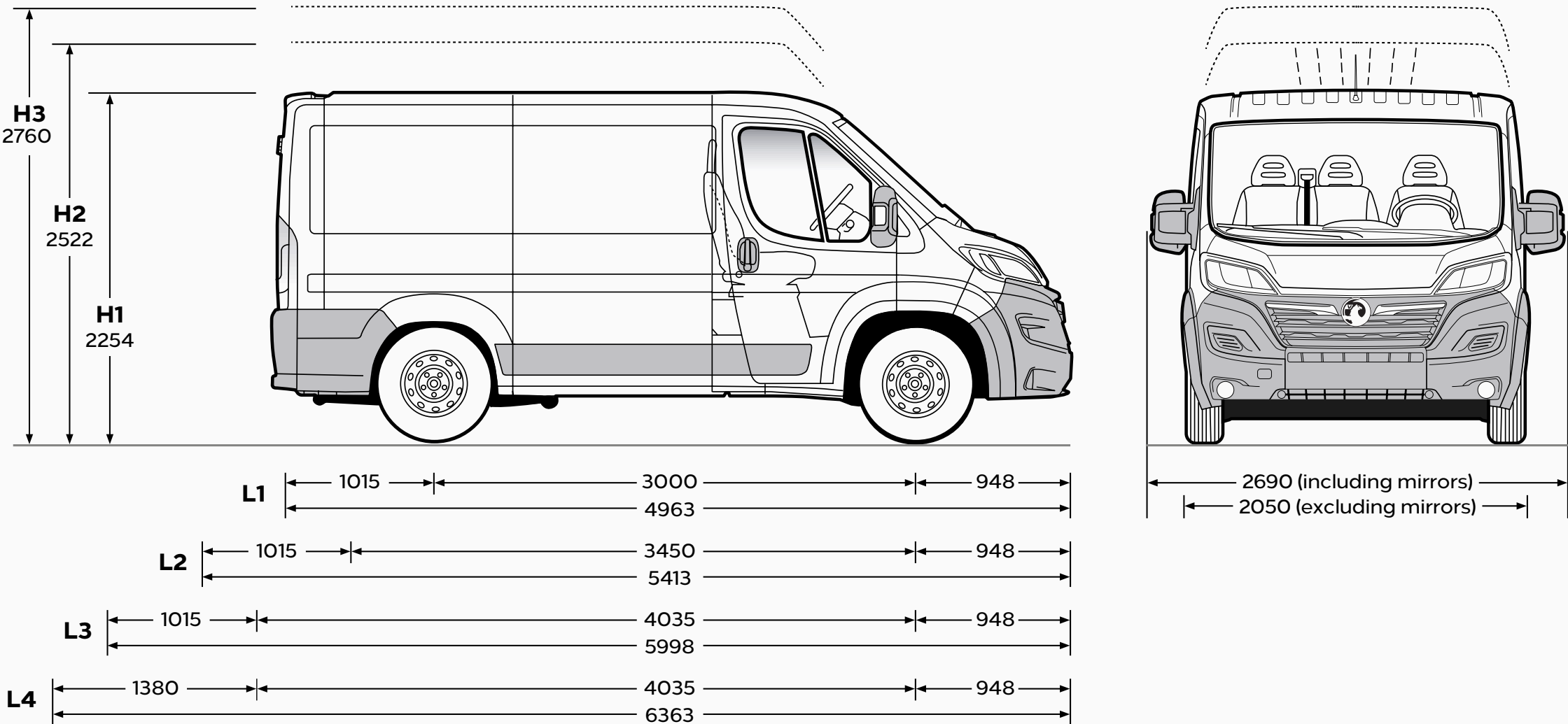
The Movano Electric is a battery electric vehicle requiring mains electricity for charging. Range data given has been determined according to WLTP test procedure methodology. The figures shown are intended for comparability purposes only and should only be compared to other vehicles tested to the same technical standard. The range you achieve under real world driving conditions will depend upon a number of factors, including but not limited to: the accessories fitted (pre and post registration); charging frequency; personal driving style; vehicle load and route characteristics; variations in weather; heating/air conditioning and battery condition. For more information, contact your local Vauxhall Retailer.

*Provisional data.

Dimensions and Capacities

All measurements in mm unless stated otherwise. Heights shown unladen.

Panel Van

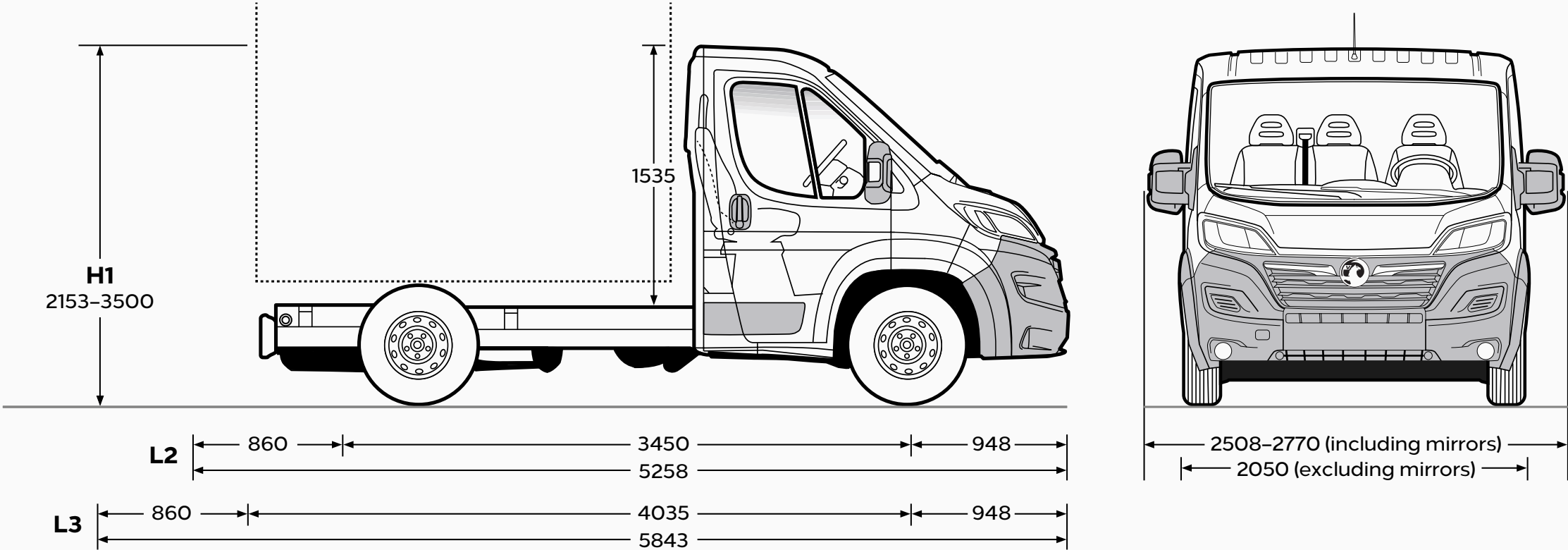


Dimensions	L1	L2		L3		L4	
	H1	H1	H2	H2	H3	H2	H3
Volume (m³)	8	10	11.5	13	13	15	17
Load length at floor	2670	3120	3120	3705	3705	4070	4070
Load length at mid-height with bulkhead	2525	2914	2914	3555	3555	3920	3920
Load width (maximum)	1870	1870	1870	1870	1870	1870	1870
Load width between wheel arches	1422	1422	1422	1422	1422	1422	1422
Load height (maximum)	1485	1662	1932	1932	2172	1932	2172
Sliding side door width	1075	1250	1250	1250	1250	1250	1250
Sliding side door height	1485	1485	1755	1755	1755	1755	1755
Rear doors width	1562	1562	1562	1562	1562	1562	1562
Rear doors height	1520	1520	1790	1790	2030	1790	2030
Load sill height (min-max)	506–509	503–506	493–559	503–557	505–552	594–602	555–563
Ground clearance (min-max)	159–176	158–181	158–190	158–181	154–197	221–224	181–184

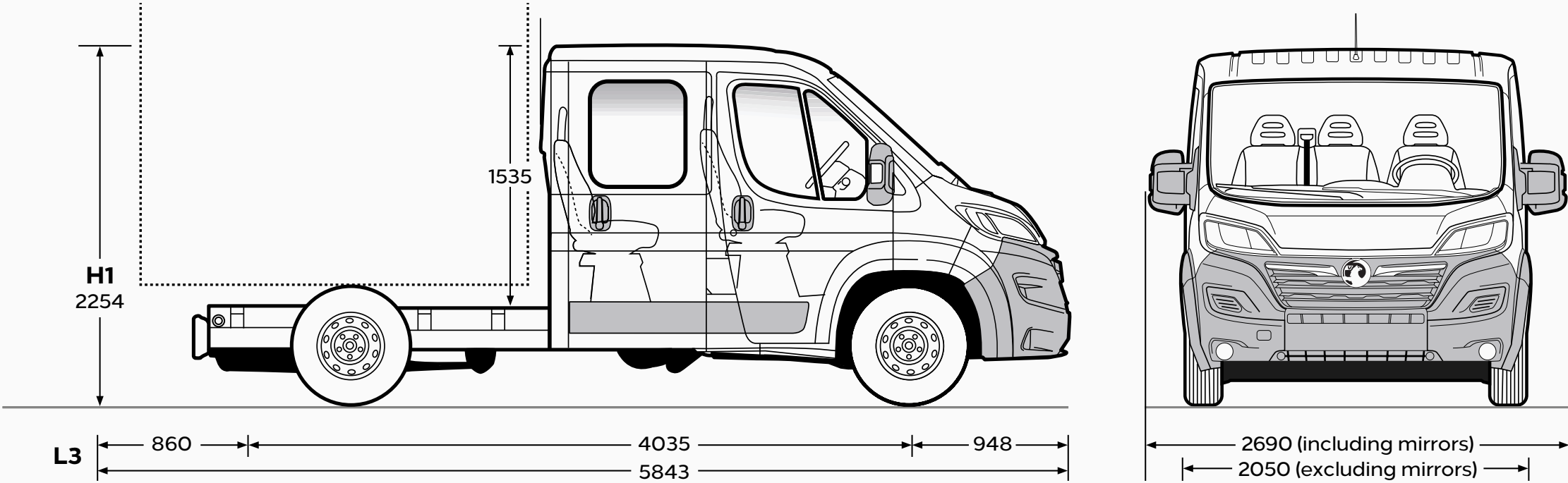
Dimensions

All measurements in mm unless stated otherwise. Heights shown unladen.

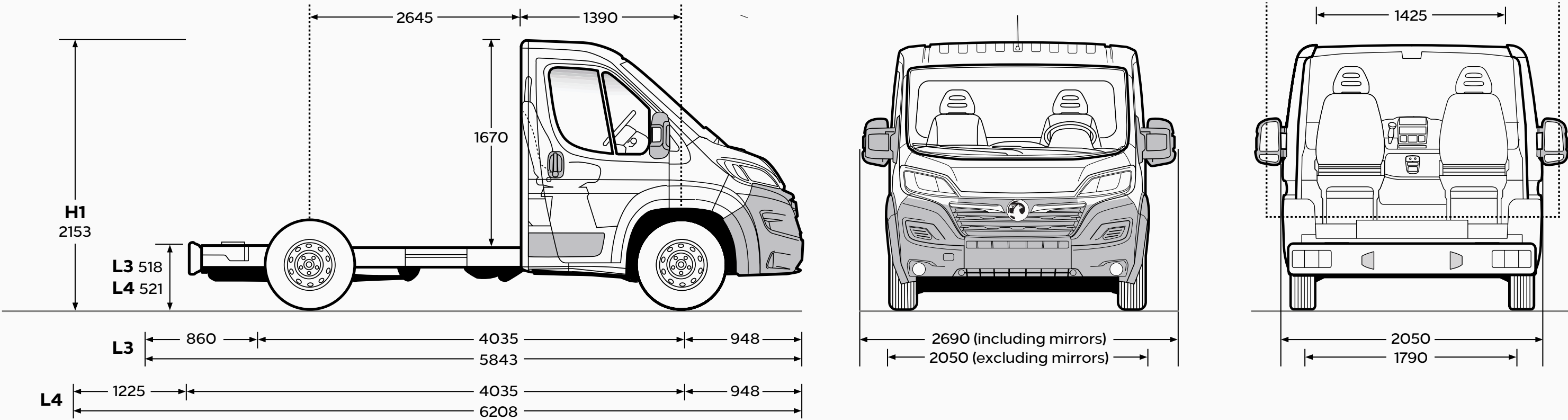
Chassis Cab



Chassis Crew Cab



Platform Cab



Free2Move Connect Fleet*



Free2Move Connect Fleet is an online fleet management platform. With real-time data provided by on-board vehicle telematics, you have access to this business solution for optimised monitoring of your fleet.

Vauxhall Connect, our vehicle telematics system, is already fitted to many new Vauxhall Light Commercial Vehicles as standard specification. If not standard on the vehicle of your choice, it can usually be ordered as a factory option, or fitted as an accessory box to your existing fleet. It's simply activated over-the-air when you subscribe to Free2Move Connect Fleet.

Control the performance of your Fleet in real-time

Free2Move Connect Fleet offers many benefits and can be used in different ways depending on your own business needs. In particular, it enables you to:

- Control operating costs by tracking mileage and fuel consumption
- Optimise the activity of your field teams and optimise vehicle call-outs using geolocation
- Simplify maintenance planning for your vehicles with automated tracking of service and maintenance alerts
- Reduce risk through monitoring employees driving behaviour, with safety and eco-driving data and personalised advice
- Improve transparency of time-led billing by proving how long your vehicle was on a site
- Set custom reporting to suit your needs

Three-level connectivity service

Pack 1 – Fleet Management

- Tracking journey times and mileage
- Mechanical alerts and remote diagnostic information in real-time
- Accurate assessment of fuel consumption and costs
- Automated monitoring of maintenance and service cycles

Pack 2 – Eco driving

- Driving behaviour analysis (acceleration, hard braking, etc)
- Customised eco-driving advice for the driver

Pack 3 – Geolocation

- Real-time GPS tracking of all vehicles in the fleet
- Time-stamped tracking of the routes taken and analysis of downtime
- Reduction in non-essential use with a set of configurable area entry/exit alerts

Please note all above are 12-month contracts.

EV battery management

Monitor critical battery status in real-time to upload important charging and maintenance protocols.

- Pre-condition battery via smartphone app
- Real-time range data
- Improved fleet rotation to boost productivity and promote longer battery lifespan
- Visibility of battery re-generation, battery discharge, temperature, voltage and amperage to provide real-time alerts and warnings before battery damage occurs



*Vauxhall Connect is not available on Movano Electric.

For more information, please contact your local Fleet Sales Manager [here](#) or visit the Free2move website [here](#)

Glossary of Terms

Plated weight

The maximum weight to which a vehicle or an axle may be loaded, determined either by the design of the components or by legislation. All commercial vehicles must carry a manufacturer’s ‘plate’ showing the vehicle and axle gross ‘plated weights’. It is an offence to drive a vehicle in a condition where any of these weights are exceeded.

Minimum Mass

Minimum Mass (‘Mass in running order’ on Certificate of Conformity and ‘Mass in Service’ on V5C form) is defined according to European Type Approval and include all fluids, tools and 90% fuel load. It is minimum mass for this variant and does not consider local specification/trim or deletable options (specific to Movano). Weights are also subject to manufacturing tolerances (EU Legislation allows 5% tolerance).

Gross Vehicle Weight (GVW)

The total permissible weight of a vehicle including payload and passengers, as shown on the manufacturer’s plate.

Gross Combination Weight (GCW)

The maximum permissible weight of a vehicle, including payload and passengers, combined with the total weight of any trailer it is towing. The maximum GCW weight limit is quoted on the vehicle plate and must not be exceeded.

Payload

The total permissible weight that can be carried without exceeding the vehicle’s plated weight. Payload do not include driver but do take into consideration specification/trim level:

Weights are also subject to manufacturing tolerances (EU Legislation allows 5% tolerance). Payload does not consider any additional options that a customer may order.

Roof loads

Movano roof load should not exceed 100kg including the weight of the roof rack/carrier.

Maximum towing weight

The maximum weight of any trailer and its load which may be towed within the limit of the vehicle’s plated Gross Combination Weight (GCW). It is based on the ability of the vehicle – at full GCW – to restart on a 12% gradient, which is approximately 1 in 8.3, at sea level. At altitudes above 1500 metres, the engine output may drop with a corresponding reduction in towing capability. It is the operator’s responsibility to ensure that the trailer noseweight does not cause the rear axle plated weight of the towing vehicle to be exceeded.

Always fit Vauxhall towing attachments and accessories available from your Vauxhall Commercial Vehicle Retailer. They are designed specifically for Vauxhall models and carry a 12-month warranty.

Conversions

A new conversion portal has been introduced. This significantly improves the transparency and response of all communication with body-builders, and converters: converters-and-groupe-psa.com

This website contains complete technical guidelines necessary to convert Vauxhall commercial vehicles – Combo (eK9/K9); Vivaro (eKO/KO); Movano (eX250/X250).

- Conversion Guidelines
- 2D Drawings
- 3D CAD
- WLTP Range/Emission Calculator
- Technical Questions
- Conversion Approval including LONO

Any converter of Vauxhall product should create an account on this portal including those using IVA as approval process. In fact WLTP will make this necessary.

Glossary of Terms

Commercial Vehicle Categories
Differences between M1/N1 and M2/
N2 (Vehicles with GVW above 3500kg)

Category M: Passenger carriers
Category M1: Vehicles designed and constructed for the carriage of passengers and comprising no more than eight seats in addition to the driver’s seat.
Category M2: Vehicles designed and constructed for the carriage of passengers, comprising more than eight seats in addition to the driver’s seat, and having a maximum mass not exceeding 5 tonnes.
Category N: Goods vehicles
Category N1: Vehicles designed and constructed for the carriage of goods and having a maximum mass not exceeding 3.5 tonnes.
Category N2: Vehicles designed and constructed for the carriage of goods and having a maximum mass exceeding 3.5 tonnes but not exceeding 12 tonnes.
Specific differences, all M2/N2 require the following:
Speed limiter: All M2/N2 vehicles are legally required to be speed limited. M2 to 62mph and N2 to 56mph.
For driver license, CPC, tachograph, operator’s license and MOT information, see table opposite for further specific N1/N2 differences.

	N1	N2
Definition	GVW ≤3500kg Vehicles designed and constructed for the carriage of goods and having a maximum mass not exceeding 3.5 tonnes.	GVW >3500kg Vehicles designed and constructed for the carriage of goods and having a maximum mass exceeding 3.5 tonnes but not exceeding 12 tonnes.
Specification	None	Mandates <ul style="list-style-type: none">• 56mph (90kmh) Speed Limiter (hard-coded)• Smart Tachograph
Tachograph	Not required	It is a legal requirement to administer the activities of drivers subject to the EU or AETR drivers’ hours rules, and also record the vehicle’s speed, distance and time. A Smart Card is required for digital tachograph and these are available from the DVLA. The tachograph of a new vehicle must be calibrated within two weeks of first registration.
EV Range	Combined cycle up to 149miles (75kWh battery) City cycle up to 172miles (75kWh battery)	N2 are not tested for emissions nor range. However as N2 has a hard-coded speed-limiter, this deteriorates impact of higher speed cycles of WLTP and range will be closer to city cycle than combined on N1.
Driver Licence	Normal license	Commercial vehicles with GVW greater than 3.5 tonnes have different license requirements. For any new drivers C1 category is necessary. Under some circumstances (social purposes for a non-commercial body) it is possible to drive a minibus without a D1 entitlement (Minibus) however eligibility for this exemption should be confirmed with DVSA. Driver CPC: Driver Certificate of Professional Competence mandates 35 hours of periodic training every 5 years to maintain licence (from September 2014). EV LCVs up to 4.25 tonnes are currently exempt however the training element is still required.
Operating Licence	Not required	This may also be required to ensure that vehicles are kept safe and in good condition at all times. Specifically for M2, PSV (public service vehicle) operator’s licence is required. Exemptions in some circumstances may be permitted but this should always be confirmed with DVSA.
PiVG	Up to £5,000	From 1st April – EV LCVs up to 4.25 tonnes are recategorised as larger vans, and only eligible for grant of up to £5,000 only.
MOT Testing	After three years, every year (same as cars)	M2/N2 must be tested each year, and vehicle presented with a completed Certificate of Conformity (CoC).

Further Information

Vauxhall on-the-road recommended retail prices (RRP)

To eliminate uncertainty about hidden costs incurred when buying a new commercial vehicle, Vauxhall publishes on-the-road prices and these are shown in the pricing tables within this price guide. The prices shown are manufacturer’s recommended retail prices (RRP) unless otherwise stated, exclusive of VAT (currently at a rate of 20% which may be payable). These prices include the recommended cost of number plates, delivery to a Vauxhall Retailer of £695.83 (£835.00 including VAT), 12 months’ Government Vehicle Excise Duty* and the DVLA new vehicle first registration fee of £55.00.*

Please note: The RRP does not include fuel supplied by the Retailer, motor insurance or any other goods or services supplied by agreement between the Retailer and customer.

*Correct at time of publication.

Price protection

Order a new Vauxhall for build in the current model year (as confirmed by your Retailer) for delivery no more than three months in advance and the price you are quoted is the price you pay. This is irrespective of any subsequent price rises between placing your order and delivery of your new car, but you must take delivery as soon as the car is available.

Please note: Price protection does not apply to electric/hybrid models. Vauxhall Motors Limited is not liable for price adjustments caused by Government changes in the rate of VAT (currently 20%), Vehicle Excise Duty, DVLA new vehicle first registration fee or by any other applicable legislation or regulations.

In the event of an accident...

Vauxhall Accident Management helps keep you mobile following an accident. Benefits include vehicle recovery, Vauxhall-approved repairs and contacting your insurer. For more details, visit vauxhall.co.uk/AccidentManagement

Vehicle Excise Duty

The amount of Vehicle Excise Duty (road fund licence) payable on new commercial vehicles varies depending on gross vehicle weight (GVW) and European standard emissions compliance.

Customer Care Commitment

For added peace of mind, Vauxhall has an innovative Customer Care Commitment** that offers the following:

- Three-year vehicle warranty consisting of a one-year/unlimited mileage manufacturer’s warranty and a second and third year manufacturer’s warranty with a 100,000 miles limitation
- Vauxhall Assistance for 12 months from first registration
- Five years’ body panel anti-perforation warranty

**Warranty is only on vehicles sourced from Vauxhall Motors Limited. Terms and conditions apply – please see your Vauxhall Retailer for details.

Vauxhall Assistance

Vauxhall Assistance is provided Automatically with every new Vauxhall Commercial Vehicle for 12 months from first registration and covers everything from accidents, mechanical breakdown to flat tyres. With Vauxhall Assistance help is literally just a free[†] phone call away, 24 hours a day, 365 days a year!

[†]Mobile phone users will be charged at their standard tariff.

Vauxhall Extended Warranty

For complete peace of mind Vauxhall offers an extended warranty that can be purchased on an annual basis following the expiry of the original new vehicle warranty. It covers most mechanical and electrical components. Terms and conditions apply, for further details please contact your local Vauxhall Retailer.

Protecting the environment

Our products are increasingly winning environmental awards, both through the use of more recycled materials and by becoming cleaner and more efficient. For information on Vauxhall’s efforts to achieve an environmentally sustainable future, including information on Design for Recycling, take-back of End-of-Life Vehicles (ELVs), and the recycling of ELVs, see vauxhall.co.uk/recycling

Van Business Centres

Keeping your van on the road. We know how important your van is to you, that’s why we’re geared up to minimise your downtime.

Our nationwide Van Business Centres provide fast, convenient value for money servicing, repairs and MOTs.

- All work is carried out by Vauxhall trained technicians using only genuine parts
- No appointments are required for diagnosis and we offer a ‘while you wait’ service

We have all the expertise required and will spare no effort to get you back in business as soon as possible.

Vauxhall Service Plan

Vauxhall Retailers offer a great service for owners of all Vauxhall vehicles. Value for money, regular offers and free check-ups, combined with the peace of mind that comes from using Vauxhall-trained technicians and genuine parts, help keep your vehicle in peak condition at all times. Every Vauxhall Retailer supports our customer promise:

We are Vauxhall experts

- Fully Vauxhall-trained technicians
- We use Vauxhall approved diagnostic equipment and specialist tools
- Full access to Vauxhall repair databases and technical centres

We are transparent

- Our invoicing will clearly set out the work at the price agreed with no hidden extras

We are never beaten on price

- We will match any written like for like service/repair quote from a local^{††} competitor using genuine repair methods and parts

We are convenient

- Flexible booking times to suit you
- ‘One-stop shop’ for every type of Vauxhall service
- While you wait facility on stocked tyres, batteries and exhausts
- Free courtesy vehicle or local collection with annual services and warranty work

We are thorough

- 25 point safety check with any workshop visit
- No obligation advice on essential and non-essential work
- Free check for safety enhancements and upgrades to your vehicle and software
- Free ‘Wash and Vac’ with every annual service
- Free fitting of wipers and external bulbs with annual services

^{††}A radius of five miles/20 minutes from your Vauxhall Retailer.

For more product information

For further information on the Vauxhall range or location of your nearest Vauxhall Retailer please call **0345 600 1500**. Alternatively, details can be found on our website at vauxhall.co.uk

For more information call **0345 600 1500**
Discover the full Vauxhall range at **[vauxhall.co.uk](https://www.vauxhall.co.uk)**

Join us online

The invoice price, including delivery to Retailer, factory-fitted options, accessories fitted by the Retailer and number plates, is subject to VAT. Some feature descriptions in this guide may refer to, and some illustrations may show, optional equipment not included in the standard delivery. The information contained in this guide was accurate at the time of publication. We reserve the right to make changes in design and equipment. Please note that Vauxhall Retailers are not the agents of Vauxhall Motors Limited and are not authorised to bind Vauxhall Motors Limited by any specific or implied undertaking or representation. It is advisable to ensure that your motor insurance policy provides adequate cover for additional fitted options and accessories. The colours in this guide are only approximate actual colours. Illustrated optional equipment is available at extra charge. Availability, technical features and equipment provided on our vehicles can vary by model. For precise information on the equipment provided on our vehicles, please contact your local Vauxhall Retailer.

VAUXHALL