

NEW VIVARO

Panel Van, Doublecab and Platform Cab

Price and Specification Guide | 11 February 2019 | Model Year 2020



VAUXHALL

British Brand since 1903

CONTENTS

To find the information you want use the links below to navigate around the guide:

[RANGE HIGHLIGHTS >](#)

Explore the New Vivaro range and find your perfect model.

[MODELS >](#)

Find all the information you need about your chosen model.

[PRICES >](#)

Find on-the-road recommended retail prices, payloads, fuel economy and CO₂.

[FEATURES/OPTIONS >](#)

Tailor your chosen model to suit your needs with everything from satellite navigation to rear-view camera and parking sensors.

[EXTERIOR COLOURS >](#)

Add some sparkle to your van with a metallic paint.

[WHEELS AND TYRES >](#)

Why not upgrade to a set of distinctive alloy wheels to give your van more presence.

[ENGINES >](#)

Specification details for all engines.

[DIMENSIONS >](#)

Ensure your van is the right size for your operational needs.

[PLATED WEIGHTS AND TOWING DATA >](#)

Gross Vehicle Weights, plated and towing weights.

[GLOSSARY OF TERMS >](#)

Weight definitions, Conversion details plus other additional terms.

[FURTHER INFORMATION >](#)

Vauxhall Assistance, vehicle excise duty, our range of additional products and much more.

NEW VIVARO RANGE HIGHLIGHTS



EDITION OTR from £22,128.33

Standard features include:

- Electronic stability programme
- Traction control
- ABS with electronic brakeforce distribution
- Hill start assist
- Driver and front passengers' airbag
- Remote control central deadlocking
- Selective door locking
- Full-height steel bulkhead (Panel Van only)
- Multi-function trip computer
- Cruise control with speed limiter
- Vauxhall Connect box
- Digital radio/AM/FM stereo radio
- Bluetooth® connectivity
- Steering wheel mounted audio and phone controls
- Dual front passengers' bench seat
- Facia-mounted drinks holders
- Nearside and offside sliding side-access doors
- Twin solid rear doors
- Electrically operated front windows with one-touch facility
- Electrically adjustable/heated door mirrors
- 16-inch steel wheels
- Steel spare wheel



SPORTIVE OTR from £25,028.33

Features over Edition:

- FlexCargo load-through bulkhead (Panel Van only)
- Remote control security alarm system
- Driver drowsiness alert (based on driving time)
- Six-way adjustable driver's seat with lumbar adjustment and armrest
- Dual front passengers' seat with underseat storage
- Fold-flat centre seat backrest providing flat work surface
- Cab soundproofing
- Multimedia infotainment unit
- 7-inch colour touchscreen
- Air conditioning
- Laminated acoustic windscreen
- Body-colour front and rear bumpers
- Chrome-effect front grille
- Front fog lights
- Rear parking distance sensors
- Rain-sensitive windscreen wipers
- Automatic lighting control
- LED daytime running lights
- Front cornering lights
- 16-inch steel wheels with full-diameter wheel trims
- Two-coat metallic paint



ELITE OTR from £26,428.33

Features over Sportive:

- Multimedia Navi Pro satellite navigation system
- Lane departure warning
- Speed sign recognition
- Intelligent speed adaptation
- Side blind spot alert
- Electrically folding door mirrors
- Front and rear parking distance sensors
- 17-inch silver alloy wheels*

*Model illustrated with optional 17-inch diamond-cut alloy wheels.

EDITION



FEATURES

Infotainment:

- AM/FM/DAB digital radio
- Bluetooth® audio streaming
- Bluetooth® mobile phone portal
- USB audio connection

Interior convenience / styling:

- Multi-function trip computer
- Cruise control with speed limiter
- Vauxhall Connect box
- Steering column mounted audio and phone controls
- Dual front passengers' bench seat
- Three-individually contoured rear seats – Doublecab models

Exterior convenience / styling:

- Electrically adjustable/heated door mirrors
- Electrically operated front windows
- Nearside and offside sliding side-access doors
- Twin solid rear doors
- Side-protection mouldings

Safety / security features:

- Driver and front passengers' airbags
- Driver and front passengers' curtain and side-impact airbags – Doublecab models
- Height-adjustable front lap and diagonal inertia-reel seatbelts
- Electronic stability programme with traction control
- Anti-lock braking system
- Full-height steel bulkhead – Panel Van
- Folding bulkhead with integrated steel-framed mesh – Doublecab models
- Hill start assist
- Daytime running lights
- Remote control central deadlocking
- Selective door locking
- Electronic engine deadlock immobiliser

L1 PANEL VAN ON-THE-ROAD PRICES

	OTR RRP exc. VAT	CO ₂ (g/km)
Diesel		
2700 1.5 (100PS) Turbo D S/S	£22,128.33	128 – 137
2700 1.5 (120PS) Turbo D S/S	£22,828.33	122 – 128
2900 1.5 (100PS) Turbo D S/S	£22,628.33	128 – 137
3100 2.0 (120PS) Turbo D S/S automatic	Available Q1 2020	141 – 149
3100 2.0 (120PS) Turbo D S/S	£23,328.33	138 – 153

L2 PANEL VAN ON-THE-ROAD PRICES

Diesel		
2900 1.5 (100PS) Turbo D S/S	£23,028.33	128 – 137
3100 2.0 (120PS) Turbo D S/S	£23,728.33	138 – 153

L1 DOUBLECAB ON-THE-ROAD PRICES

Diesel		
3100 2.0 (120PS) Turbo D S/S	£25,858.33	138 – 153
3100 2.0 (120PS) Turbo D S/S automatic	Available Q1 2020	141 – 149

L2 DOUBLECAB ON-THE-ROAD PRICES

Diesel		
3100 2.0 (120PS) Turbo D S/S	£26,758.33	138 – 153

Please note: On-the-road recommended retail prices (RRP) include number plates and delivery to retailer of £583.33, 12 months' Vehicle Excise Duty (£250.00) and new vehicle first registration fee of £55.00. Excludes fuel and insurance.

S/S = Start/Stop.

SPORTIVE



FEATURES

Infotainment:

- Multimedia audio system
- 7-inch colour touchscreen
- AM/FM/DAB digital radio
- Bluetooth® audio streaming
- Bluetooth® mobile phone portal
- Apple CarPlay™ / Android Auto™
- Bluetooth® mobile phone portal
- USB audio connection

Interior convenience / styling:

- Air conditioning
- FlexCargo load-through bulkhead
- Multi-function trip computer
- Cruise control with speed limiter
- Vauxhall Connect box
- Steering column mounted audio and phone controls
- Six-way adjustable driver's seat with lumbar adjustment and armrest
- Dual front passengers' bench seat with underseat storage
- Three-individually contoured rear seats – Doublecab models

Exterior convenience / styling:

- Rear parking distance sensors
- Laminated acoustic windscreen
- Body-colour front and rear bumpers
- Body-colour side-protection mouldings
- Body-colour door handles and mirror housings
- Chrome-effect front grille
- Front fog lights
- Front cornering light
- High beam assist
- LED daytime running lights
- Rain-sensitive windscreen wipers
- Electrically adjustable/heated door mirrors
- Electrically operated front windows
- Nearside and offside sliding side-access doors
- Twin solid rear doors
- Side-protection mouldings

Safety / security features:

- Driver and front passengers' airbags
- Driver and front passengers' curtain and side-impact airbags – Doublecab models
- Height-adjustable front lap and diagonal inertia-reel seatbelts
- Electronic stability programme with traction control
- Anti-lock braking system
- Full-height steel bulkhead – Panel Van
- Full-height ABS plastic bulkhead with window – Doublecab only
- Hill start assist
- Remote control central deadlocking
- Selective door locking
- Electronic engine deadlock immobiliser
- Remote control security alarm system

L1 PANEL VAN ON-THE-ROAD PRICES

	OTR RRP exc. VAT	CO ₂ (g/km)
Diesel		
2700 1.5 (120PS) Turbo D S/S	£25,028.33	122 – 128
3100 2.0 (120PS) Turbo D Start/Stop automatic	Available Q1 2020	141 – 149
3100 2.0 (120PS) Turbo D S/S	£25,528.33	138 – 153
3100 2.0 (150PS) Turbo D S/S	£26,628.33	137 – 145

L2 PANEL VAN ON-THE-ROAD PRICES

Diesel		
3100 2.0 (120PS) Turbo D S/S	£26,428.33	138 – 153
3100 2.0 (150PS) Turbo D S/S	£27,528.33	137 – 145

L1 DOUBLECAB ON-THE-ROAD PRICES

Diesel		
3100 2.0 (120PS) Turbo D S/S	£27,528.33	138 – 153
3100 2.0 (120PS) Turbo D S/S automatic	Available Q1 2020	141 – 149
3100 2.0 (150PS) Turbo D S/S	£28,628.33	137 – 145

L2 DOUBLECAB ON-THE-ROAD PRICES

Diesel		
3100 2.0 (120PS) Turbo D S/S	£28,428.33	138 – 153

Please note: On-the-road recommended retail prices (RRP) include number plates and delivery to retailer of £583.33, 12 months' Vehicle Excise Duty (£250.00) and new vehicle first registration fee of £55.00. Excludes fuel and insurance.

S/S = Start/Stop.

ELITE



FEATURES

Infotainment:

- Multimedia Navi Pro
 - Fully integrated European sat nav system
 - 7-inch colour touchscreen
- Voice control
- AM/FM/DAB digital radio
- Bluetooth® audio streaming
- Bluetooth® mobile phone portal
- USB audio connection
- Second USB charging connection
- Four speakers

Interior convenience / styling:

- Air conditioning
- FlexCargo load-through bulkhead
- Multi-function trip computer
- Cruise control with speed limiter
- Vauxhall Connect box
- Steering column mounted audio and phone controls
- Six-way adjustable driver's seat with lumbar adjustment and armrest
- Dual front passengers' bench seat with underseat storage
- Three-individually contoured rear seats
 - Doublecab models

Exterior convenience / styling:

- Front and rear parking distance sensors
- Heat-reflective / acoustic windscreen
- Body-colour front and rear bumpers
- Chrome-effect front grille
- Front fog lights
- Front cornering light
- High beam assist
- LED daytime running lights
- Rain-sensitive windscreen wipers

- Electrically adjustable/heated door mirrors
- Electrically folding door mirrors
- Electrically operated front windows with one-touch facility
- Nearside and offside sliding side-access doors
- Twin solid rear doors
- Side-protection mouldings
- 17-inch silver alloy wheels

Safety / security features:

- Lane departure warning
- Speed sign recognition with intelligent speed adaptation
- Side blind spot alert
- Driver drowsiness system
- Driver and front passengers' airbags
- Driver and front passengers' curtain and side-impact airbags - Doublecab model
- Height-adjustable front lap and diagonal inertia-reel seatbelts
- Electronic stability programme with traction control
- Anti-lock braking system
- Full-height steel bulkhead
- Full-height ABS plastic bulkhead with window
 - Doublecab models
- Hill start assist
- Daytime running lights
- Remote control central deadlocking
- Selective door locking
- Electronic engine deadlock immobiliser
- Remote control security alarm system

L1 PANEL VAN ON-THE-ROAD PRICES

	OTR RRP exc. VAT	CO ₂ (g/km)
Diesel		
2700 1.5 (120PS) Turbo D S/S	£26,428.33	122 - 128
3100 2.0 (120PS) Turbo D S/S	£26,928.33	138 - 153
3100 2.0 (150PS) Turbo D S/S	£28,028.33	138 - 153
3000 2.0 (180PS) Turbo D S/S automatic	£30,428.33	137 - 145

L2 PANEL VAN ON-THE-ROAD PRICES

Diesel		
3100 2.0 (120PS) Turbo D S/S	£27,828.33	138 - 153

L1 DOUBLECAB ON-THE-ROAD PRICES

Diesel		
3100 2.0 (120PS) Turbo D S/S	£28,928.33	138 - 153
3100 2.0 (150PS) Turbo D S/S	£30,028.33	137 - 145
3000 2.0 (180PS) Turbo D S/S automatic	£32,428.33	141 - 149

L2 DOUBLECAB ON-THE-ROAD PRICES

Diesel		
3100 2.0 (120PS) Turbo D S/S	£29,828.33	138 - 153

Please note: On-the-road recommended retail prices (RRP) include number plates and delivery to retailer of £583.33, 12 months' Vehicle Excise Duty (£250.00) and new vehicle first registration fee of £55.00. Excludes fuel and insurance.

S/S = Start/Stop.

Model illustrated with optional 17-inch diamond-cut alloy wheels.

PANEL VAN PRICES

	Provisional*		Fuel economy mpg (litres/100km)#		CO ₂ (g/km)#		Price (£) exc. VAT	On-the-road RRP (£) exc. VAT	
	Pack Code	Minimum Mass (kg)**	Payload and Body Allowance (kg)**	Combined Low	Combined High	Low			High
L1 EDITION PANEL VAN EURO 6D TEMP (6.2)									
2700 1.5 (100PS) Turbo D S/S	8C05 i1LA	1597	1043	54.3 (5.2)	57.6 (4.9)	128	137	21,240.00	22,128.33
2700 1.5 (120PS) Turbo D S/S	8C05 i1NLB	1621	1039	58.9 (4.8)	61.4 (4.6)	122	128	21,940.00	22,828.33
2900 1.5 (100PS) Turbo D S/S	8C05 i1LC	1597	1233	54.3 (5.2)	57.6 (4.9)	128	137	21,740.00	22,628.33
3100 2.0 (120PS) Turbo D S/S automatic	8C05 MH8C	1770	1330	49.6 (5.7)	53.3 (5.3)	141	149	Available Q1 2020	Available Q1 2020
3100 2.0 (120PS) Turbo D S/S	8C05 MKPG	1691	1409	48.7 (5.8)	54.3 (5.2)	138	153	22,440.00	23,328.33
L1 SPORTIVE PANEL VAN EURO 6D TEMP (6.2)									
2700 1.5 (120PS) Turbo D S/S	8D05 i1NLA	1621	1039	58.9 (4.8)	61.4 (4.6)	122	128	24,140.00	25,028.33
3100 2.0 (120PS) Turbo D S/S automatic	8D05 MH8C	1770	1330	49.6 (5.7)	53.3 (5.3)	141	149	Available Q1 2020	Available Q1 2020
3100 2.0 (120PS) Turbo D S/S	8D05 MKPG	1691	1409	48.7 (5.8)	54.3 (5.2)	138	153	24,640.00	25,528.33
3100 2.0 (150PS) Turbo D S/S	8D05 MLPG	1642	1458	51.4 (5.5)	54.3 (5.2)	137	145	25,740.00	26,628.33
L1 ELITE PANEL VAN EURO 6D TEMP (6.2)									
2700 1.5 (120PS) Turbo D S/S	8E05 i1NLA	1621	1039	58.9 (4.8)	61.4 (4.6)	122	128	25,540.00	26,428.33
3000 2.0 (180PS) Turbo D S/S automatic	8E05 MG8E	1725	1375	49.6 (5.7)	53.3 (5.3)	141	149	29,540.00	30,428.33
3100 2.0 (120PS) Turbo D S/S	8E05 MKPG	1691	1409	48.7 (5.8)	54.3 (5.2)	138	153	26,040.00	26,928.33
3100 2.0 (150PS) Turbo D S/S	8E05 MLPG	1642	1458	51.4 (5.5)	54.3 (5.2)	137	145	27,140.00	28,028.33

*All Minimum Mass and Payload measurements are provisional and subject to change.

S/S = Start/Stop.

Please note: On-the-road recommended retail prices (RRP) include number plates and delivery to retailer of £583.33 exc. VAT (£700.00 inc. VAT), 12 months' Vehicle Excise Duty (£250.00) and new vehicle first registration fee of £55.00 (correct at time of publication). Excludes fuel and insurance.

Please note: Vehicles with BlueInjection technology will need regular AdBlue® top-ups also between servicing requirements. An indicator integrated into the on-board computer will warn you when you need to top up. More information under www.vauxhall.co.uk/blueinjection. In accordance with regulations R (EC) No. 715/2007 and R (EC) No. 692/2008 (in the versions respectively applicable).

#Fuel consumption data and CO₂ emission data are determined using the Worldwide harmonized Light vehicles Test Procedure (WLTP), and the relevant values are translated back to allow the comparability into NEDC, according to regulations R (EC) No. 715/2007, R (EU) No. 2017/1153 and R (EU) No. 2017/1151. The values do not take into account in particular use and driving conditions, equipment or options and may vary depending on the format of tyres. For more information on official fuel consumption and CO₂ emission values, please read the guidelines at <http://vanfueldata.dft.gov.uk/>

**Minimum Mass for standard vehicles include coolant, oil and 90% full fuel tank. They will vary according to the vehicle specification (including options and accessories) with a corresponding variation in payload.

PANEL VAN PRICES

	Pack Code	Provisional*		Fuel economy mpg (litres/100km)#		CO ₂ (g/km)#		Price (£) exc. VAT	On-the-road RRP (£) exc. VAT
		Minimum Mass (kg)**	Payload and Body Allowance (kg)**	Combined Low	Combined High	Low	High		
L2 EDITION PANEL VAN EURO 6D TEMP (6.2)									
2900 1.5 (100PS) Turbo D S/S	8C05 iILD	tba	tba	54.3 (5.2)	57.6 (4.9)	128	137	22,140.00	23,028.33
3100 2.0 (120PS) Turbo D S/S	8C05 MKPF	1729	1371	48.7 (5.8)	54.3 (5.2)	138	153	22,840.00	23,728.33
L2 SPORTIVE PANEL VAN EURO 6D TEMP (6.2)									
3100 2.0 (120PS) Turbo D S/S	8D05 MKPF	1729	1371	48.7 (5.8)	54.3 (5.2)	138	153	25,540.00	26,428.33
3100 2.0 (150PS) Turbo D S/S	8D05 MLPF	1685	1415	51.4 (5.5)	54.3 (5.2)	137	145	26,640.00	27,528.33
L2 ELITE PANEL VAN EURO 6D TEMP (6.2)									
3100 2.0 (120PS) Turbo D S/S	8E05 MKPF	1729	1371	48.7 (5.8)	54.3 (5.2)	138	153	26,940.00	27,828.33

*All Minimum Mass and Payload measurements are provisional and subject to change.

S/S = Start/Stop.

Please note: On-the-road recommended retail prices (RRP) include number plates and delivery to retailer of £583.33 exc. VAT (£700.00 inc. VAT), 12 months' Vehicle Excise Duty (£250.00) and new vehicle first registration fee of £55.00 (correct at time of publication). Excludes fuel and insurance.

Please note: Vehicles with BlueInjection technology will need regular AdBlue® top-ups also between servicing requirements. An indicator integrated into the on-board computer will warn you when you need to top up. More information under www.vauxhall.co.uk/blueinjection. In accordance with regulations R (EC) No. 715/2007 and R (EC) No. 692/2008 (in the versions respectively applicable).

#Fuel consumption data and CO₂ emission data are determined using the Worldwide harmonized Light vehicles Test Procedure (WLTP), and the relevant values are translated back to allow the comparability into NEDC, according to regulations R (EC) No. 715/2007, R (EU) No. 2017/1153 and R (EU) No. 2017/1151. The values do not take into account in particular use and driving conditions, equipment or options and may vary depending on the format of tyres. For more information on official fuel consumption and CO₂ emission values, please read the guidelines at <http://vanfueldata.dft.gov.uk/>

**Minimum Mass for standard vehicles include coolant, oil and 90% full fuel tank. They will vary according to the vehicle specification (including options and accessories) with a corresponding variation in payload.

DOUBLECAB PRICES

	Pack Code	Provisional*		Fuel economy mpg (litres/100km)#		CO ₂ (g/km)#		Price (£) exc. VAT	On-the-road RRP (£) exc. VAT
		Minimum Mass (kg)**	Payload and Body Allowance (kg)**	Combined Low	Combined High	Low	High		
L1 EDITION DOUBLECAB EURO 6D TEMP (6.2)									
3100 2.0 (120PS) Turbo D S/S	8CF5 MKPG	1793	1267	48.7 (5.8)	54.3 (5.2)	138	153	24,970.00	25,858.33
3100 2.0 (120PS) Turbo D S/S automatic	8CF5 MH8C	1770	1330	49.6 (5.7)	53.3 (5.3)	141	149	Available Q1 2020	Available Q1 2020
L1 SPORTIVE DOUBLECAB EURO 6D TEMP (6.2)									
3100 2.0 (120PS) Turbo D S/S	8DC5 MKPG	1793	1267	48.7 (5.8)	54.3 (5.2)	138	153	26,640.00	27,528.33
3100 2.0 (120PS) Turbo D S/S automatic	8DC5 MH8C	1770	1330	49.6 (5.7)	53.3 (5.3)	141	149	Available Q1 2020	Available Q1 2020
3100 2.0 (150PS) Turbo D S/S	8DC5 MLPG	1733	1327	51.4 (5.5)	54.3 (5.2)	137	145	27,740.00	28,628.33
L1 ELITE DOUBLECAB EURO 6D TEMP (6.2)									
3100 2.0 (120PS) Turbo D S/S	8EC5 MKPG	1733	1267	48.7 (5.8)	54.3 (5.2)	138	153	28,040.00	28,928.33
3100 2.0 (150PS) Turbo D S/S	8EC5 MLPG	1769	1327	51.4 (5.5)	54.3 (5.2)	137	145	29,140.00	30,028.33
3000 2.0 (180PS) Turbo D S/S automatic	8EC5 MG8E	1793	1231	49.6 (5.7)	53.3 (5.3)	141	149	31,540.00	32,428.33
L2 EDITION DOUBLECAB EURO 6D TEMP (6.2)									
3100 2.0 (120PS) Turbo D S/S	8CF5 MKPF	1844	1121	48.7 (5.8)	54.3 (5.2)	138	153	25,870.00	26,758.33
L2 SPORTIVE DOUBLECAB EURO 6D TEMP (6.2)									
3100 2.0 (120PS) Turbo D S/S	8DC5 MKPF	1844	1121	48.7 (5.8)	54.3 (5.2)	138	153	27,540.00	28,428.33
L2 ELITE DOUBLECAB EURO 6D TEMP (6.2)									
3100 2.0 (120PS) Turbo D S/S	8EC5 MKPF	1844	1121	48.7 (5.8)	54.3 (5.2)	138	153	28,940.00	29,828.33

*All Minimum Mass and Payload measurements are provisional and subject to change.

S/S = Start/Stop.

Please note: On-the-road recommended retail prices (RRP) include number plates and delivery to retailer of £583.33 exc. VAT (£700.00 inc. VAT), 12 months' Vehicle Excise Duty (£250.00) and new vehicle first registration fee of £55.00 (correct at time of publication). Excludes fuel and insurance.

Please note: Vehicles with BlueInjection technology will need regular AdBlue® top-ups also between servicing requirements. An indicator integrated into the on-board computer will warn you when you need to top up. More information under www.vauxhall.co.uk/blueinjection. In accordance with regulations R (EC) No. 715/2007 and R (EC) No. 692/2008 (in the versions respectively applicable).

#Fuel consumption data and CO₂ emission data are determined using the Worldwide harmonized Light vehicles Test Procedure (WLTP), and the relevant values are translated back to allow the comparability into NEDC, according to regulations R (EC) No. 715/2007, R (EU) No. 2017/1153 and R (EU) No. 2017/1151. The values do not take into account in particular use and driving conditions, equipment or options and may vary depending on the format of tyres. For more information on official fuel consumption and CO₂ emission values, please read the guidelines at <http://vanfueldata.dft.gov.uk/>

**Minimum Mass for standard vehicles include coolant, oil and 90% full fuel tank. They will vary according to the vehicle specification (including options and accessories) with a corresponding variation in payload.

PLATFORM CAB PRICES

	Pack Code	Provisional*		Fuel economy mpg (litres/100km)#		CO ₂ (g/km)#		Price (£) exc. VAT	On-the-road RRP (£) exc. VAT
		Minimum Mass (kg)**	Payload and Body Allowance (kg)**	Combined Low	Combined High	Low	High		
L1 EDITION PLATFORM CAB EURO 6D TEMP (6.2)									
3100 2.0 (120PS) Turbo D S/S	8C03 MKPG	3100	1617	48.7 (5.8)	54.3 (5.2)	138	153	21,545.00	22,433.33

*All Minimum Mass and Payload measurements are provisional and subject to change.

S/S = Start/Stop.

Please note: On-the-road recommended retail prices (RRP) include number plates and delivery to retailer of £583.33 exc. VAT (£700.00 inc. VAT), 12 months' Vehicle Excise Duty (£250.00) and new vehicle first registration fee of £55.00 (correct at time of publication). Excludes fuel and insurance.

Please note: Vehicles with BlueInjection technology will need regular AdBlue® top-ups also between servicing requirements. An indicator integrated into the on-board computer will warn you when you need to top up. More information under www.vauxhall.co.uk/blueinjection. In accordance with regulations R (EC) No. 715/2007 and R (EC) No. 692/2008 (in the versions respectively applicable).

#Fuel consumption data and CO₂ emission data are determined using the Worldwide harmonized Light vehicles Test Procedure (WLTP), and the relevant values are translated back to allow the comparability into NEDC, according to regulations R (EC) No. 715/2007, R (EU) No. 2017/1153 and R (EU) No. 2017/1151. The values do not take into account in particular use and driving conditions, equipment or options and may vary depending on the format of tyres. For more information on official fuel consumption and CO₂ emission values, please read the guidelines at <http://vanfueldata.dft.gov.uk/>

**Minimum Mass for standard vehicles include coolant, oil and 90% full fuel tank. They will vary according to the vehicle specification (including options and accessories) with a corresponding variation in payload.

FEATURES/OPTIONS

SAFETY

	Option code	Edition	Sportive	Elite	Price (£) exc. VAT	Price (£) inc. VAT
Driver Safety Pack <ul style="list-style-type: none"> • Cruise control with intelligent speed adaptation • Forward collision alert with automatic emergency braking and pedestrian detection • 3.5-inch colour information display 	B26		○	○	990.00	1188.00
Airbag Driver and front passengers airbag: <ul style="list-style-type: none"> • Front passengers' airbag with deactivation switch 		●	●	●		
<ul style="list-style-type: none"> • Driver and front passengers' curtain and side-impact airbags, front passenger's airbag with deactivation switch – Standard on Doublecab models. Not available on Platform Cab models. 	AYO	○	○	○	150.00	180.00
Stability Electronic Stability Programme-plus (ESP-plus) with traction control – Works in conjunction with the vehicle's electronic braking and engine systems to keep the vehicle stable in many different situations. ESP monitors a variety of inputs to determine when the vehicle starts to lose traction, it can then immediately respond by varying the brake pressure between up to three wheels and adjust the engine output to help correct the loss of traction and improve stability.		●	●	●		
Tyre pressure <ul style="list-style-type: none"> • Tyre pressure monitoring system – Not available when the Worksite Pack option is specified. 	UJO	○	○	○	50.00	60.00
Braking Four-channel Anti-lock Braking System (ABS) – Prevents the vehicle's wheels from locking up under heavy braking by momentarily reducing brake pressure at the appropriate wheel, ensuring that you can maintain control of the steering. Emergency brake assist – When emergency braking is detected the vehicle automatically applies the maximum possible braking assistance. Electronic brakeforce distribution – Automatically apportions the optimum braking force to each wheel. Hill start assist – Briefly maintains rear brake pressure to stop the vehicle rolling back on an incline.		●	●	●		

● = Standard equipment. ○ = Optional at extra cost.

FEATURES/OPTIONS

SAFETY CONTINUED

	Option code	Edition	Sportive	Elite	Price (£) exc. VAT	Price (£) inc. VAT
Bulkhead • Full-height steel bulkhead without window – Standard on Panel Van.		●				
• Full-height ABS plastic bulkhead with window – Doublecab only.			●	●		
• Folding bulkhead with integrated steel-framed mesh – Doublecab only.		●				
• Full-height steel bulkhead with window – Panel Van.	AX9	○			150.00	180.00
FlexCargo load-through bulkhead – Panel Van only • Dual front passengers' seat • Load-through bulkhead	ATM		●	●		

SECURITY

Features • Electronic engine deadlock immobiliser • Steering column lock • Lockable fuel filler cap • Anti-theft spare wheel cradle		●	●	●		
Remote control door locking (features depending on body type) • Remote control door locking • Two keys with integral remote • Door deadlocks • Selective door locking		●	●	●		
Keyless open and start • Keyless open and start	ATH		○	○	200.00	240.00
Security alarm system • Engine compartment protection • Ultrasonic detectors in load area • Siren	PS6	○	●	●	170.00	204.00
• Folding spare key	KTF	○			tbc	tbc

● = Standard equipment. ○ = Optional at extra cost.

FEATURES/OPTIONS

DRIVER ASSISTANCE

	Option code	Edition	Sportive	Elite	Price (£) exc. VAT	Price (£) inc. VAT
Visibility Pack <ul style="list-style-type: none"> • Rear-view camera • Laminated acoustic windscreen • Rain-sensitive windscreen wipers • High beam assist 	Y74	○	●	●	tbc	tbc
Driver Assistance Pack <ul style="list-style-type: none"> • Lane keep assist with lane departure warning • Speed Limit Information / Intelligent Speed Adaptation • Driver drowsiness system • White text Instrument panel 	E9A			●		
Head-up display Projects key information onto the windscreen so that the driver's eyes remain on the road at all times. The display is adjustable for height and brightness. – Mandates Safety Pack	UV7			○	tbc	tbc
Multi-function trip computer <ul style="list-style-type: none"> • Trip odometer • Vehicle range based on remaining fuel • Average speed • Average fuel economy • Instantaneous fuel economy • Driving time 		●	●	●		
Parking assistance <ul style="list-style-type: none"> • Rear parking distance sensors 	UD7	○	●		200.00	240.00
<ul style="list-style-type: none"> • Front and rear parking distance sensors • Side blind spot alert • Front fog lights • Electrically folding door mirrors 	UD5	○	○	●	400.00	480.00
<ul style="list-style-type: none"> • Rear-view camera 	UVC	○			tbc	tbc
<ul style="list-style-type: none"> • Panoramic rear-view camera 	UL3		○	○	700.00	840.00
Cruise control, speed limiter	K34	●	●	●		
Instrumentation <ul style="list-style-type: none"> • Speedometer • Rev counter • Fuel gauge with low fuel warning light • Fuel economy gauge • Coolant temperature warning light 		●	●	●		

● = Standard equipment. ○ = Optional at extra cost.

FEATURES/OPTIONS

DRIVER ASSISTANCE CONTINUED

	Option code	Edition	Sportive	Elite	Price (£) exc. VAT	Price (£) inc. VAT
<p>IntelliGrip Pack</p> <p>For those drivers who regularly take their vehicle off road, this pack helps the driver cope with whatever conditions they encounter. IntelliGrip traction control is designed to increase grip in difficult conditions without the additional weight of a conventional four-wheel drive system. It's an innovative grip control system that provides improved traction on certain terrain and conditions through a combination of optimised torque distribution and limited wheel spin, managed through the electronic stability programme.</p> <ul style="list-style-type: none"> • IntelliGrip: A choice of five selectable modes to suit the driving conditions: ESP on, ESP off, snow, mud, sand - Only available when 17-inch wheels are specified for Edition/Sportive models. 	H4H	○	○	○	tbc	tbc
<p>Worksite Pack</p> <ul style="list-style-type: none"> • Underride protection • Increased ground clearance (+25mm) - Not available on 2700 models or 1.5 (120PS) Turbo D models. 	HMG	○	○		tbc	tbc

COMFORT

<p>Comfort</p> <ul style="list-style-type: none"> • Reach and rake-adjustable steering wheel • Facia-mounted gear lever • Floor-mounted handbrake lever • Inertia-reel lap and diagonal seatbelts • Height-adjustable outer front seatbelts 		●	●	●		
--	--	---	---	---	--	--

● = Standard equipment. ○ = Optional at extra cost.

FEATURES/OPTIONS

SEATING

	Option code	Edition	Sportive	Elite	Price (£) exc. VAT	Price (£) inc. VAT
Driver's seat • Reach • Backrest recline • Padded head restraint		●				
• Height • Reach • Backrest recline • Lumbar adjustment • Driver's seat armrest • Padded head restraint			●	●		
Dual front passengers' bench seat • Fixed position bench seat and backrest • Height-adjustable front padded head restraints		●				
Dual front passengers' seat with underseat storage • Fixed position bench seat and backrest • Height-adjustable front padded head restraints			●	●		
Single front passenger's seat • Reach • Backrest recline • Padded head restraint	AE1	N/C				No-cost option
• Reach • Backrest recline • Padded head restraint • Folding backrest • Passenger's seat armrest	AQR		N/C	N/C		No-cost option

REAR SEATING – DOUBLECAB

Doublecab second-row seating • Three-individually contoured rear seats • Inertia-reel lap and diagonal seatbelts • Folding seat / upper mesh bulkhead • Padded head restraints		●				
• Three-individually contoured rear seats • Inertia-reel lap and diagonal seatbelts • Underseat storage • 12-volt accessory socket • Padded head restraints			●	●		
Seat trim • Curitiba Tritone Grey cloth inert with Carla black vinyl side bolsters – Panel Van		●	●	●		
• Carla black vinyl – Doublecab		●				
• Curitiba Tritone Grey cloth – Doublecab			●	●		

● = Standard equipment. N/C = No-cost option.

FEATURES/OPTIONS

CABIN STORAGE

	Option code	Edition	Sportive	Elite	Price (£) exc. VAT	Price (£) inc. VAT
Facia storage <ul style="list-style-type: none"> • Upper glovebox • Open lower glovebox with 12v socket and aux-in facility • Lower shelf • A4 storage compartment on top of facia • Open storage compartments in facia • Two drinks holders on top of facia • Storage pocket in front of gear lever 		●	●	●		
Front door pockets <ul style="list-style-type: none"> • Three separate compartments in each door 		●	●	●		

INFOTAINMENT

Radio BT Onboard features: <ul style="list-style-type: none"> • AM/FM stereo radio • DAB Digital radio • RDS with Traffic Programme • 20 watts per channel output • Four speakers (eight on Doublecab models) Media connections: <ul style="list-style-type: none"> • USB connection with iPod control • Bluetooth® A2DP audio streaming (Advanced Audio Distribution Profile) Mobile phone portal: <ul style="list-style-type: none"> • Bluetooth® connectivity • Handsfree calls via steering wheel controls • Vehicle microphone 		●				
Multimedia Onboard features: <ul style="list-style-type: none"> • 7-inch colour touchscreen • AM/FM stereo radio with 25 Station presets • DAB Digital radio • RDS with Traffic Programme • 20 watts per channel output • Four speakers (eight on Doublecab models) Media connections: <ul style="list-style-type: none"> • USB connection with iPod control • Bluetooth® A2DP audio streaming (Advanced Audio Distribution Profile) Mobile phone portal: <ul style="list-style-type: none"> • Bluetooth® connectivity • Handsfree calls via steering wheel controls • Vehicle microphone • Phone book access – Contacts/last calls/missed calls etc. are mirrored on the display and are easily navigated using the touchscreen (features dependent on mobile phone). • Bluetooth® connectivity • Handsfree calls via steering wheel controls • Vehicle microphone Smartphone interface: <ul style="list-style-type: none"> • Apple CarPlay™ • Android Auto™ – Smartphone projection that allows operations via voice command, touchscreen and buttons to control apps and music playback. 	i05	○	●		400.00	480.00

● = Standard equipment. ○ = Optional at extra cost.

FEATURES/OPTIONS

INFOTAINMENT CONTINUED

	Option code	Edition	Sportive	Elite	Price (£) exc. VAT	Price (£) inc. VAT
<p>Multimedia Navi Pro</p> <p>Onboard features:</p> <ul style="list-style-type: none"> • 7-inch colour touchscreen • AM/FM stereo radio with 15 Station presets • DAB Digital radio • RDS with Traffic Programme • 20 watts per channel output • Four speakers (eight on Doublecab models) <p>Navigation features:</p> <ul style="list-style-type: none"> • Satellite navigation system • 3D street level mapping • European coverage • Structured or one-box destination entry • Points-of-interest search • Eco routing • Map updates via USB <p>Wi-fi enabled connected navigation features:</p> <ul style="list-style-type: none"> • Three years subscription to Vauxhall connect* • On-line navigation services provided by TomTom® include: • TomTom® live traffic updates • Local weather information • Nearby fuel station display • Local address search and contact info for points of interest <p>Media connections:</p> <ul style="list-style-type: none"> • USB connection with iPod control • Bluetooth® A2DP audio streaming (Advanced Audio Distribution Profile) <p>Mobile phone portal:</p> <ul style="list-style-type: none"> • Bluetooth® connectivity • Handsfree calls via steering wheel controls • Vehicle microphone • Phone book access – Contacts/last calls/missed calls etc. are mirrored on the display and are easily navigated using the touchscreen (features dependent on mobile phone). <p>Smartphone interface:</p> <ul style="list-style-type: none"> • Apple CarPlay™ • Android Auto™ – Smartphone projection that allows operations via voice command, touchscreen and buttons to control apps and music playback. 	i06		○	●	200.00	240.00
<p>Additional features</p> <ul style="list-style-type: none"> • Steering column mounted audio controls • Flexible roof-mounted aerial 		●	●	●		

*Additional terms and conditions apply to connected services, including customer acceptance of location sharing prior to activation.

● = Standard equipment. ○ = Optional at extra cost.

FEATURES/OPTIONS

HEATING AND VENTILATION

	Option code	Edition	Sportive	Elite	Price (£) exc. VAT	Price (£) inc. VAT
Air conditioning • Air recirculation facility • Pollen filter • Illuminated controls • Chilled glovebox facility	C60	○	●	●	800.00	960.00
Electronic climate control • LCD temperature display • Automatic air direction and fan speed with manual override • Illuminated controls • Pollen filter • Chilled glovebox facility	CJ2		○	○	500.00	600.00
Side access – Panel Van only Nearside and offside side-access door: • Nearside sliding side-access door • Offside sliding side-access door • Unglazed		●	●	●		
Nearside and offside access Nearside and offside side-access door with fixed windows – Standard on Doublecab: • Fixed window to nearside side-access door • Fixed window to offside side-access door	8P9	○	○	○	100.00	120.00
Nearside and offside side-access door with sliding windows – Doublecab only: • Sliding window to nearside side-access door • Sliding window to offside side-access door	5B0	○			650.00	780.00
Electrically operated sliding side-access doors – Panel Van only	DFL		○	○	800.00	960.00
Handsfree electrically operated sliding side-access doors – Panel Van only • Keyless open and start • Auto anti-dazzle rear-view mirror	DFO		○	○	1125.00	1350.00
Rear access Rear solid doors: • Twin rear doors • 90°/180° opening		●	●	●		
Rear glazed doors: • Glazed rear doors • 90°/180° opening • Heated rear windows with wash/wipe facility	J1X	○	○	○	200.00	240.00
Tailgate: • Glazed tailgate • Heated rear windows with wash/wipe facility	J1U	○	○	○	200.00	240.00

● = Standard equipment. ○ = Optional at extra cost.

FEATURES/OPTIONS

LOAD RESTRAINT

	Option code	Edition	Sportive	Elite	Price (£) exc. VAT	Price (£) inc. VAT
Load anchorage • Fixed floor-mounted load restraint lashing eyes – Six on L1 and 8 on L2 models.		●	●	●		
Load lining • 9mm untreated wooden load floor – Panel Van only. Not available when tailgate option(s) are specified.	CRJ	○	○	○	180.00	216.00
• 9mm coated anti-slip wooden load floor with aluminium rails – Not available on Edition Doublecab models or when tailgate option(s) are specified.	CR1	○	○	○	225.00	270.00
• 6mm untreated wooden load side and wheel arch lining – Panel Van only. Only available when the 9mm wooden load floor is specified (CRJ).	ERK	○	○	○	300.00	360.00
• 6mm coated wooden load side and wheel arch lining – Not available on Edition Doublecab models. Only available when the 9mm coated wooden load floor with aluminium rails is specified (CR1).	ERO	○	○	○	400.00	480.00

EXTERIOR LIGHTING

Standard lighting • Lights-on audible warning • Reversing lights • Hazard warning lights • Rear fog lights • High-level brake light • Side-repeat indicators • Daytime running lights – LED on Sportive / Elite models.		●	●	●		
• Front cornering light			●	●		

EXTERIOR CONVENIENCE / STYLING

Appearance Pack • Body-colour front and rear bumpers • Body-colour mirror housings and door handles • Body-colour side-protection mouldings • Chrome-effect front grille • Front fog lights • LED daytime running lights lights			●	●		
Windows • Electrically operated front windows with one-touch up/down facility		●	●	●		
Door mirrors • Foldable electrically adjustable/heated door mirrors		●	●			

● = Standard equipment. ○ = Optional at extra cost.

FEATURES/OPTIONS

MECHANICAL

	Option code	Edition	Sportive	Elite	Price (£) exc. VAT	Price (£) inc. VAT				
Transmission Six-speed manual gearbox: <ul style="list-style-type: none"> • Front-wheel drive • Transverse engine/gearbox 		●	●	●						
Eight-speed automatic transmission <ul style="list-style-type: none"> • Front-wheel drive • Transverse engine/gearbox <p>Replacing the traditional lever, the automatic transmission selection-mode dial/drive wheel is an innovation solution that is both elegant and intuitive.</p> <p>By simply twisting the dial, the following modes can be selected:</p> <ul style="list-style-type: none"> • Park, for when the vehicle is stationary and the wheels are locked • Drive, for automatic forward motion • Neutral, for when the vehicle is stationary, wheels are free • Reverse, for automatic backward motion <p>For an extra experience of dynamism, the shift paddles for automatic transmissions are located behind the steering wheel, offering drivers an extra level of control that is highly ergonomic and intuitive. The shift paddles function in the following way:</p> <ul style="list-style-type: none"> • To go up a gear, the driver must pull the right lever towards themselves • To go down a gear, the driver must pull the left lever towards themselves <p>– Please note: only consecutive gear changes are possible.</p>		▲	▲	▲						
Steering <ul style="list-style-type: none"> • Hydraulic power-assisted rack and pinion system • Energy absorbing steering column 		●	●	●						
<table border="1"> <thead> <tr> <th>Turning circles</th> <th>Kerb-to-kerb</th> </tr> </thead> <tbody> <tr> <td>L1/L2</td> <td>12.4m (40.7ft.)</td> </tr> </tbody> </table>	Turning circles	Kerb-to-kerb	L1/L2	12.4m (40.7ft.)		●	●	●		
Turning circles	Kerb-to-kerb									
L1/L2	12.4m (40.7ft.)									
Brakes Front ventilated disc brakes: <ul style="list-style-type: none"> • 304mm x 28mm Rear disc brakes: <ul style="list-style-type: none"> • 290mm x 12mm 		●	●	●						
Fuel tank <ul style="list-style-type: none"> • 70 litres (15.4 gallons) capacity 		●	●	●						

● = Standard equipment. ▲ = See price page for details.


FEATURES/OPTIONS

MECHANICAL CONTINUED

	Option code	Edition	Sportive	Elite	Price (£) exc. VAT	Price (£) inc. VAT
AdBlue® tank • 22.5 litres (4.95 gallons) capacity		●	●	●		
Towing • Heavy duty removable towing hook with tool (ball and hook) • Provison for tow bar • Towing connector	8PI	○	○	○	400.00	480.00
• Removable monoblock towing ball with tool (ball) • Provison for tow bar • Towing connector	V76	○	○	○	300.00	360.00
• Removable monoblock towing ball without tool (RDSO) • Provison for tow bar • Towing connector	VQ9	○	○	○	400.00	480.00
Connector for conversions	WRF	○	○	○	90.00	108.00

● = Standard equipment. ○ = Optional at extra cost.







EXTERIOR COLOURS

			Option code	Edition	Sportive	Elite	Price (£) exc. VAT	Price (£) inc. VAT
Solid		Jade White	G2o	●	●	●		
Brilliant		Flaming Red	GEO	○			200.00	240.00

The colours reproduced may vary slightly from the actual paint colour. As a result they should be used as a guide only. Your Vauxhall Retailer has a comprehensive display of our paint samples.

● = Standard equipment. ○ = Optional at extra cost.

EXTERIOR COLOURS

		Option code	Edition	Sportive	Elite	Price (£) exc. VAT	Price (£) inc. VAT	
Two-coat		Moonstone Grey metallic						
		Quartz Grey metallic						
		Cool Grey metallic						
		Amber Red metallic		O	N/C	N/C	460.00	552.00
		Rich Oak Brown metallic						
		Diamond Black metallic						
		G4o						
		G4i						
		GAC						
		GoX						
		GoJ						
		G7o						

The colours reproduced may vary slightly from the actual paint colour. As a result they should be used as a guide only. Your Vauxhall Retailer has a comprehensive display of our paint samples.



O = Optional at extra cost. N/C = No-cost option.

WHEELS AND TYRES

	Option code	Edition	Sportive	Elite	Price (£) exc. VAT	Price (£) inc. VAT
 <p>16-inch steel wheels with centre cap</p> <ul style="list-style-type: none"> • 215/65 R 16 tyres 		●				
 <p>16-inch steel wheels with full-diameter wheel trims</p> <ul style="list-style-type: none"> • 215/65 R 16 tyres 			●			
 <p>17-inch silver alloy wheels</p> <ul style="list-style-type: none"> • 215/60 R 17 tyres • Locking wheel bolts 	RVF		○	●	400.00	480.00
 <p>17-inch diamond-cut alloy wheels</p> <ul style="list-style-type: none"> • 215/60 R 17 tyres • Locking wheel bolts 	WQX			○	100.00	120.00

● = Standard equipment. ○ = Optional at extra cost.

WHEELS AND TYRES

	Option code	Edition	Sportive	Elite	Price (£) exc. VAT	Price (£) inc. VAT
 <p>17-inch steel wheels with centre cap • 215/60 R 17 tyres</p>	RS9	○			120.00	144.00
 <p>17-inch steel wheels with full-diameter wheel trims • 215/60 R 17 tyres</p>	RVE		○		200.00	240.00
Full-size spare wheel		●	●	●		
All-season tyres • 215/65 R 17 – Only available when 17-inch wheels are specified.	Q40	○	○	○	200.00	240.00
Tyre inflation kit in lieu of spare wheel	KTi	N/C	N/C	N/C	No-cost option	

● = Standard equipment. ○ = Optional at extra cost. N/C = No-cost option.

DIESEL ENGINES

Engine	1.5 (100PS) Turbo D Start/Stop BlueInjection	1.5 (120PS) Turbo D Start/Stop BlueInjection	2.0 (120PS) Turbo D Start/Stop BlueInjection
Capacity	1499cc	1499cc	1997cc
Maximum power	100PS (75kW) @ 3500rpm	120PS (88kW) @ 3500rpm	120PS (88kW) @ 3500rpm
Maximum torque	270Nm (184 lb.ft.) @ 1600rpm	300Nm (221 lb.ft.) @ 1750rpm	340Nm (251 lb.ft.) @ 2000rpm
Configuration	4 cylinders, 4 valves per cylinder, double overhead camshafts	4 cylinders, 4 valves per cylinder, double overhead camshafts	4 cylinders, 4 valves per cylinder, double overhead camshafts
Emission compliance	Euro 6D TEMP (6.2)	Euro 6D TEMP (6.2)	Euro 6D TEMP (6.2)
Service interval	25,000 miles or 2 years (whichever occurs sooner)	25,000 miles or 2 years (whichever occurs sooner)	30,000 miles or 2 years (whichever occurs sooner)

Engine	2.0 (150PS) Turbo D Start/Stop BlueInjection	2.0 (180PS) Turbo D Start/Stop BlueInjection
Capacity	1997cc	1997cc
Maximum power	150PS (110kW) @ 3500rpm	180PS (130kW) @ 3500rpm
Maximum torque	370Nm (273 lb.ft.) @ 2000rpm	400Nm (295 lb.ft.) @ 2000rpm
Configuration	4 cylinders, 4 valves per cylinder, double overhead camshafts	4 cylinders, 4 valves per cylinder, double overhead camshafts
Emission compliance	Euro 6D TEMP (6.2)	Euro 6D TEMP (6.2)
Service interval	30,000 miles or 2 years (whichever occurs sooner)	30,000 miles or 2 years (whichever occurs sooner)

Vehicles with BlueInjection technology will need regular AdBlue® top-ups also between servicing requirements. An indicator integrated into the on-board computer will warn you when you need to top up. More information under www.vauxhall.co.uk/adblue In accordance with regulations R (EC) No. 715/2007 and R (EC) No. 692/2008 (in the versions respectively applicable).

DIMENSIONS

Loadspace Dimensions millimetres (inches)		
Maximum length at load floor – Panel Van	2512 (98.9)	2862 (112.7)
Mid-height load length – Panel Van	2185 (86.0)	2535 (99.8)
Maximum length with load-through facility maximum length to front footwell – Panel Van	3674 (144.6)	4024 (158.4)
Maximum length at load floor – Doublecab	2017 (79.4)	2365 (93.1)
Mid-height load length behind rear seats – Doublecab	1352 (53.3)	1700 (66.9)
Maximum length at load floor – Doublecab with folding bulkhead (bench seat down)	2018 (79.5)	2367 (93.2)
Maximum length at load floor – Doublecab with folding bulkhead (bench seat folded up)	2029 (79.9)	2376 (93.5)
Maximum width	1636 (64.4)	1636 (64.4)
Width between wheel arches	1258 (49.5)	1258 (49.5)
Maximum height	1397 (55.0)	1397 (55.0)
Loadspace Access millimetres (inches)		
Side door aperture height	1241 (48.8)	1241 (48.8)
Side door aperture width	935 (36.8)	935 (36.8)
Rear door aperture height	1220 (48.0)	1220 (48.0)
Rear door aperture width	1282 (50.5)	1282 (50.5)
Loading height – Maximum	613 (24.1)	633 (24.9)
Loading height – Minimum	544 (21.4)	600 (23.6)

Loadspace Volumes cu.m (cu.ft.)		
Panel Van	5.3 (187.2)	6.1 (215.4)
Panel Van with load-through facility	5.8 (204.8)	6.6 (233.1)
Doublecab	3.2 (113.0)	4.0 (141.3)
Doublecab with folding bulkhead	4.7 (166.0)	5.5 (194.2)
Exterior dimensions millimetres (inches)		
Overall length	4959 (129.0)	5309 (209.0)
Width – including door mirrors	2204 (86.8)	2204 (86.8)
Width – excluding door mirrors	1920 (75.6)	1920 (75.6)
Height – standard payload	1905 (75.0)	-
Height – increased payload	1940 (76.4)	1935 (76.2)
Height – Platform Cab	1930 (76.0)	-
Wheelbase	3275 (129.0)	3275 (129.0)
Front overhang	881 (34.7)	881 (34.7)
Rear overhang	803 (31.6)	1153 (45.4)
Ground clearance	150 (5.9)	150 (5.9)

PLATED WEIGHTS AND TOWING DATA

PANEL VAN	Plated weights (kg)*			Towing weights (kg)		Plated Gross Combination Weights (GCW) (kg)
	Gross Vehicle Weights (GVW) (kg)	Front axle	Rear axle	Braked	Unbraked	
L1 EDITION						
2700 1.5 (100PS) Turbo D S/S	2640	1500	1500	2000	750	4040
2700 1.5 (120PS) Turbo D S/S	2660	1500	1500	1800	750	4060
2900 2.0 (120PS) Turbo D S/S automatic	tba	tba	tba	tba	tba	tba
2900 1.5 (100PS) Turbo D S/S	2830	1500	1800	2000	750	4240
3100 2.0 (120PS) Turbo D S/S	3100	1500	1800	2500	750	5000
L1 SPORTIVE						
2700 1.5 (120PS) Turbo D S/S	2660	1500	1500	2000	750	4060
2900 2.0 (120PS) Turbo D S/S automatic	tba	tba	tba	tba	tba	tba
3100 2.0 (120PS) Turbo D S/S	3100	1500	1800	2500	750	5000
3100 2.0 (150PS) Turbo D S/S	3100	1500**	1800**	2500	750	5000
L1 ELITE						
2700 1.5 (120PS) Turbo D S/S	2660	1500	1500	1800	750	4060
3100 2.0 (120PS) Turbo D S/S	3100	1500	1800	2500	750	5000
3100 2.0 (150PS) Turbo D S/S	3100	1500	1800	2500	750	5000
3000 2.0 (180PS) Turbo D S/S automatic	tba	tba	tba	2500	750	4900

S/S = Start/Stop.

*Provisional data. Gross plated weights (including axle weights) quoted on the vehicle plate are to UK plated weight specification and must never be exceeded.

**tbc.

PLATED WEIGHTS AND TOWING DATA

PANEL VAN	Plated weights (kg)*			Towing weights (kg)		Plated Gross Combination Weights (GCW) (kg)
	Gross Vehicle Weights (GVW) (kg)	Front axle	Rear axle	Braked	Unbraked	
L2 EDITION						
2900 1.5 (100PS) Turbo D S/S	tba	tba	tba	tba	tba	tba
3100 2.0 (120PS) Turbo D S/S	3100	1500	1800	2500	750	4900
L2 SPORTIVE						
3100 2.0 (120PS) Turbo D S/S	3100	1500	1800	2500	750	5000
3100 2.0 (150PS) Turbo D S/S	3100	1500**	1800**	2500	750	5000
L2 ELITE						
3100 2.0 (120PS) Turbo D S/S	3100	1500	1800	2500	750	5000

S/S = Start/Stop.

*Provisional data. Gross plated weights (including axle weights) quoted on the vehicle plate are to UK plated weight specification and must never be exceeded.

**tbc.

PLATED WEIGHTS AND TOWING DATA

DOUBLECAB	Plated weights (kg)*			Towing weights (kg)		Plated Gross Combination Weights (GCW) (kg)
	Gross Vehicle Weights (GVW) (kg)	Front axle	Rear axle	Braked	Unbraked	
L1 EDITION						
3100 2.0 (120PS) Turbo D S/S automatic	3100	tba	tba	1800	750	4900
3100 2.0 (120PS) Turbo D S/S	3060	1500	1800	2500	750	5000
L1 SPORTIVE						
3100 2.0 (120PS) Turbo D S/S	3060	1500	1800	2500	750	5000
3100 2.0 (120PS) Turbo D S/S automatic	3100	1500	1800	1800	750	4900
3100 2.0 (150PS) Turbo D S/S	3060	1500**	1800**	2500	750	5000
L1 ELITE						
3100 2.0 (120PS) Turbo D S/S	3060	1500	1800	2500	750	5000
3100 2.0 (150PS) Turbo D S/S	3060	tba	tba	2500	750	5000
3000 2.0 (180PS) Turbo D S/S automatic	3000	1500	1800	2500	750	4900
L2 EDITION						
3100 2.0 (120PS) Turbo D S/S	2965	1500	1800	2500	750	5000
L2 SPORTIVE						
3100 2.0 (120PS) Turbo D S/S	2965	1500	1800	2500	750	5000
L2 ELITE						
3100 2.0 (120PS) Turbo D S/S	2965	1500	1800	2500	750	5000

S/S = Start/Stop.

*Provisional data. Gross plated weights (including axle weights) quoted on the vehicle plate are to UK plated weight specification and must never be exceeded.

**tbc.

PLATED WEIGHTS AND TOWING DATA

PLATFORM CAB	Plated weights (kg)*			Towing weights (kg)		Plated Gross Combination Weights (GCW) (kg)
	Gross Vehicle Weights (GVW) (kg)	Front axle	Rear axle	Braked	Unbraked	
3100 2.0 (120PS) Turbo D S/S	3100				730	

S/S = Start/Stop.

*Provisional data. Gross plated weights (including axle weights) quoted on the vehicle plate are to UK plated weight specification and must never be exceeded.

GLOSSARY OF TERMS

Plated weight

The maximum weight to which a vehicle or an axle may be loaded, determined either by the design of the components or by legislation. All commercial vehicles must carry a manufacturer's 'plate' showing the vehicle and axle gross 'plated weights'. It is an offence to drive a vehicle in a condition where any of these weights are exceeded.

Minimum Mass

Minimum Mass ('Mass in running order' on Certificate of Conformity and 'Mass in Service' on V5C form) is defined according to European Type Approval and include all fluids, tools, 90% fuel load and driver (75kg). It is minimum mass for this variant and does not consider local specification/trim or deletable options (specific to Movano). Weights are also subject to manufacturing tolerances (EU Legislation allows 5% tolerance).

Gross Vehicle Weight (GVW)

The total permissible weight of a vehicle including payload and passengers, as shown on the manufacturer's plate.

Gross Combination Weight (GCW)

The maximum permissible weight of a vehicle, including payload and passengers, combined with the total weight of any trailer it is towing. The maximum GCW weight limit is quoted on the vehicle plate and must not be exceeded.

Payload

The total permissible weight that can be carried without exceeding the vehicle's plated weight. Payload do not include driver but do take into consideration specification/trim level:

Weights are also subject to manufacturing tolerances (EU Legislation allows 5% tolerance). Payload does not consider any additional options that a customer may order.

Roof loads

Roof load should not exceed 170kg including the weight of the roof rack/carrier

Maximum towing weight

The maximum weight of any trailer and its load which may be towed within the limit of the vehicle's plated Gross Combination Weight (GCW). It is based on the ability of the vehicle – at full GCW – to restart on a 12% gradient, which is approximately 1 in 8.3, at sea level. At altitudes above 1500 metres, the engine output may drop with a corresponding reduction in towing capability. It is the operator's responsibility to ensure that the trailer noseweight does not cause the rear axle plated weight of the towing vehicle to be exceeded.

Always fit Vauxhall towing attachments and accessories available from your Vauxhall Commercial Vehicle Retailer. They are designed specifically for Vauxhall models and carry a 12-month warranty.

Light Duty and Heavy Duty cycles

For a Light Duty cycle (EC regulation 715/2007 with designation 'Euro 6') the emissions of the whole vehicle are evaluated whereas for Heavy Duty cycle (EC regulation 595/2009 with designation 'Euro VI') only the engine is bench tested. The requirement of which cycle is necessary is determined by the reference mass of the vehicle. In the case of Movano, reference mass calculations dictate that:

- N1 FWD and M1 FWD are approved as Light Duty
- N1 RWD, N2 RWD and M2 FWD are approved as Heavy Duty

Conversions

With Vivaro a new conversion portal is introduced. This significantly improves the transparency and response of all communication with body-builders, and converters:

www.converters-and-groupe-psa.com

This website contains complete technical guidelines necessary to convert Vauxhall commercial vehicles – New Combo (K9), New Vivaro (KO) and Movano (X62). All vital and fundamental information is now located in one place:

- Conversion Guidelines
- Technical Data
- 3D CAD (coming)
- WLTP guidance
- Body shell ordering

Additionally there is a new Q&A service for technical questions, and the new conversion approval process will also be managed through this portal.

Any converter of Vauxhall product should create an account on this portal including those using IVA as approval process. In fact WLTP will make this necessary.

GLOSSARY OF TERMS

Commercial Vehicle Categories

Differences between M1/N1 and M2/N2 (Vehicles with GVW above 3500kg)

Category M: Passenger carriers

Category M1: Vehicles designed and constructed for the carriage of passengers and comprising no more than eight seats in addition to the driver's seat.

Category M2: Vehicles designed and constructed for the carriage of passengers, comprising more than eight seats in addition to the driver's seat, and having a maximum mass not exceeding 5 tonnes.

Category N: Goods vehicles

Category N1: Vehicles designed and constructed for the carriage of goods and having a maximum mass not exceeding 3.5 tonnes.

Category N2: Vehicles designed and constructed for the carriage of goods and having a maximum mass exceeding 3.5 tonnes but not exceeding 12 tonnes.

Specific differences, all M2/N2 require the following:

Speed limiter: All M2/N2 vehicles are legally required to be speed limited. M2 to 62mph and N2 to 56mph.

Driver licence: Commercial vehicles with GVW greater than 3.5 tonnes have different license requirements. For any new drivers C1 category is necessary. Under some circumstances (social purposes for a non-commercial body) it is possible to drive a minibus without a D1 entitlement (Minibus) however eligibility for this exemption should be confirmed with DVSA.

Driver CPC: Driver Certificate of Professional Competence mandates 35 hours of periodic training every 5 years to maintain licence (from September 2014).

Tachograph: It is a legal requirement to administer the activities of drivers subject to the EU or AETR drivers' hours rules, and also record the vehicle's speed, distance and time. A Smart Card is required for digital tachograph and these are available from the DVLA. The tachograph of a new vehicle must be calibrated within two weeks of first registration.

Operator's Licence: This may also be required to ensure that vehicles are kept safe and in good condition at all times. Specifically for M2, PSV (public service vehicle) operator's licence is required. Exemptions in some circumstances may be permitted but this should always be confirmed with DVSA.

MOT Testing: M2/N2 must be tested each year, and vehicle presented with a completed Certificate of Conformity (CoC). This is available from Vauxhall (regdata@gm.com) or from converter in case of second-stage conversion.

Conversions – WLTP

CAFÉ (Clean air for Europe) is a mandatory CO₂ target that comes into effect in 2020. There are specific targets for both cars and light commercial vehicles. With respect to LCV's, Vauxhall will be responsible for the CO₂ of complete converted vehicle, and this may bring limitations to parameters such as frontal area changes and conversion weight.

Some detail is already available on the website www.converters-and-groupe-psa.com however Movano guidance is in process with engineering with publication expected by June (coincident with opening of MY20 Movano order banks). When available this guidance will be added to website. There will also be a 'WLTP calculator' whereby the converter enters the VIN and conversion changes, and is returned a calculated CO₂ and economy data necessary to complete their second stage CoC (Certificate of Conformity).

FURTHER INFORMATION

Vauxhall on-the-road recommended retail prices (RRP)

To eliminate uncertainty about hidden costs incurred when buying a new commercial vehicle, Vauxhall publishes on-the-road prices and these are shown in the pricing tables within this price guide. The prices shown are manufacturer's recommended retail prices (RRP) unless otherwise stated, exclusive of VAT (currently at a rate of 20% which may be payable). These prices include the recommended cost of number plates, delivery to a Vauxhall Retailer of £583.33 (£700.00 including VAT), 12 months' Government Vehicle Excise Duty* and the DVLA new vehicle first registration fee of £55.00*.

Please note: The RRP does not include fuel supplied by the Retailer, motor insurance or any other goods or services supplied by agreement between the Retailer and customer.

Price protection for all Vauxhalls

Order a new Vauxhall for build in the current model year (as confirmed by your Retailer) for delivery no more than three months in advance and the price you are quoted is the price you pay. This is irrespective of any subsequent price rises between placing your order and delivery of your new commercial vehicle, but you must take delivery as soon as the commercial vehicle is available. Vauxhall Motors Limited is not liable for price adjustments caused by Government changes in the rate of VAT (currently 20%), Vehicle Excise Duty, DVLA new vehicle first registration fee or by any other applicable legislation or regulations.

Vehicle Excise Duty

The amount of Vehicle Excise Duty (road fund licence) payable on new commercial vehicles varies depending on gross vehicle weight (GVW) and European standard emissions compliance, as shown below*.

Up to 3500kg GVW	£250.00
Over 3500kg GVW	£165.00

*Correct at time of publication.

In the event of an accident...

Vauxhall Accident Management helps keep you mobile following an accident. Benefits include vehicle recovery, Vauxhall-approved repairs and contacting your insurer. For more details, visit vauxhall.co.uk/AccidentManagement

Customer Care Commitment

For added peace of mind, Vauxhall has an innovative Customer Care Commitment** that offers the following:

- Three-year vehicle warranty consisting of a one-year/unlimited mileage manufacturer's warranty and a second and third year manufacturer's warranty with a 60,000 miles (Combo) and 100,000 miles (Vivaro and Movano) limitation
- Vauxhall Assistance for 12 months from first registration
- Five years' body panel anti-perforation warranty

**Warranty is only on vehicles sourced from Vauxhall Motors Limited. Terms and conditions apply – please see your Vauxhall Retailer for details.

Vauxhall Assistance

Vauxhall Assistance is provided automatically with every new Vauxhall Commercial Vehicle for 12 months from first registration and covers everything from accidents, mechanical breakdown to flat tyres. With Vauxhall Assistance help is literally just a free[†] phone call away, 24 hours a day, 365 days a year!

[†]Mobile phone users will be charged at their standard tariff.

Vauxhall Extended Warranty

For complete peace of mind Vauxhall offers an extended warranty that can be purchased on an annual basis following the expiry of the original new vehicle warranty. It covers most mechanical

and electrical components. Terms and conditions apply, for further details please contact your local Vauxhall Retailer.

Protecting the environment

Our products are increasingly winning environmental awards, both through the use of more recycled materials and by becoming cleaner and more efficient. For information on Vauxhall's efforts to achieve an environmentally sustainable future, including information on Design for Recycling, take-back of End-of-Life Vehicles (ELVs), and the recycling of ELVs, see www.vauxhall.co.uk/recycling

Vauxhall Service Plan

Vauxhall Retailers offer a great service for owners of all Vauxhall vehicles. Value for money, regular offers and free check-ups, combined with the peace of mind that comes from using Vauxhall-trained technicians and genuine parts, help keep your vehicle in peak condition at all times. Every Vauxhall Retailer supports our customer promise:

We are Vauxhall experts

- Fully Vauxhall-trained technicians
- We use Vauxhall approved diagnostic equipment and specialist tools
- Full access to Vauxhall repair databases and technical centres

We are transparent

- Our invoicing will clearly set out the work at the price agreed with no hidden extras

We are never beaten on price

- We will match any written like for like service/repair quote from a local^{††} competitor using genuine repair methods and parts

We are convenient

- Flexible booking times to suit you
- 'One-stop shop' for every type of Vauxhall service

- While you wait facility on stocked tyres, batteries and exhausts
- Free courtesy vehicle or local collection with annual services and warranty work

We are thorough

- 25 point safety check with any workshop visit
- No obligation advice on essential and non-essential work
- Free check for safety enhancements and upgrades to your vehicle and software
- Free 'Wash and Vac' with every annual service
- Free fitting of wipers and external bulbs with annual services

^{††}A radius of five miles/20 minutes from your Vauxhall Retailer.

Premier Van Centres

To maximise mobility and minimise downtime, our dedicated network of over 100 Premier Van Centres is increasing its emphasis on faster turnaround and fewer vehicle days spent off-road. We're your commercial vehicle 'one-stop shop' with all the specialised equipment, tools and training to support your aftersales needs, using only genuine parts fitted by Vauxhall-trained technicians. What's more, we promise convenience, expertise and value:

- Drop in for a diagnosis, no appointment necessary
- While-you-wait repairs where the parts are on-site
- A 25-point vehicle safety check with every workshop visit
- Access to Class 7 MOT facilities
- Onward mobility and a dedicated Premier Van Helpline – call 0800 026 0034

For more product information

For a brochure on any Vauxhall model (up to a maximum of three per caller) or location of your nearest Vauxhall Retailer please call **0345 600 1500**. Alternatively, details can be found on our website at www.vauxhall.co.uk

Take the next step:



Join us online:

Discover the full Vauxhall range at [vauxhall.co.uk](https://www.vauxhall.co.uk) >

Privacy Policy: For full details please visit [vauxhall.co.uk/privacy](https://www.vauxhall.co.uk/privacy)

The invoice price, including delivery to Retailer, factory-fitted options, accessories fitted by the Retailer and number plates, is subject to VAT. Some feature descriptions in this guide may refer to, and some illustrations may show, optional equipment not included in the standard delivery. The information contained in this guide was accurate at the time of publication. We reserve the right to make changes in design and equipment. Please note that Vauxhall Retailers are not the agents of Vauxhall Motors Limited and are not authorised to bind Vauxhall Motors Limited by any specific or implied undertaking or representation. It is advisable to ensure that your motor insurance policy provides adequate cover for additional fitted options and accessories. The colours in this guide are only approximate actual colours. Illustrated optional equipment is available at extra charge. Availability, technical features and equipment provided on our vehicles can vary by model. For precise information on the equipment provided on our vehicles, please contact your local Vauxhall Retailer.